



# Chicago Metropolitan Agency for Planning

233 South Wacker Drive  
Suite 800  
Chicago, Illinois 60606

312 454 0400  
[www.cmap.illinois.gov](http://www.cmap.illinois.gov)

## **CMAQ Project Selection Committee**

### **Annotated Agenda**

**Thursday, November 5, 2015**

**2:00 p.m.**

**Teleconference # 800-747-5150, Access Code 3868836**

Cook County Conference Room  
233 S. Wacker Drive, Suite 800  
Chicago, Illinois

**1.0 Call to Order** 2:00 p.m.

**2.0 Agenda Changes and Announcements**

**3.0 Approval of Minutes—September 3, 2015**  
ACTION REQUESTED: Approval

**4.0 Program Monitoring**

**4.1 Project Programming Status Sheets**

The recurring reports on the programming status of active and deferred projects and the line item changes since the last meeting of the Project Selection Committee are attached.  
ACTION REQUESTED: Information

**4.2 Transit Expenditures Quarterly Update**

An update on transit project expenditures through June 30, 2015 will be provided.  
ACTION REQUESTED: Information

**4.3 Obligation Goal**

An update on CMAQ obligations for federal fiscal year (FFY) 2015 is attached. Staff will make a recommendation for the obligation goal for FFY 2016.  
ACTION REQUESTED: Approve obligation goal for FFY2016.

**5.0 Project Changes**

**5.1 LaGrange - LaGrange Stone Av Metra Station Area Pedestrian  
Access Improvements (TIP ID 05-14-0001)**

The sponsor is requesting a cost increase totaling \$592,000 federal, (\$740,000 total) for phase II engineering, construction, and construction engineering due to accomplishment of phase I engineering.

ACTION REQUESTED: Consideration of the project change.

**5.2 IDOT – US 6 at Parker Rd. (TIP ID 12-12-0010)**

The sponsor is requesting a cost increase totaling \$1,068,000 federal, (\$1,335,000 total) for right of way and construction due to higher than anticipated right of way costs and substantial completion of design engineering.

ACTION REQUESTED: Approval of the project change.

**5.3 Aurora - Station Blvd Extension to IL 59 Commuter Parking Lot (TIP ID 09-14-0002)**

The sponsor is requesting a cost increase of \$1,586,000 federal, (\$1,907,000 total) for construction due to higher than anticipated bids.

ACTION REQUESTED: Consideration of the project change.

**5.4 Forest Preserve District of Cook County – North Branch Bicycle Trail Extension (East Segment) (TIP ID 01-08-0001)**

The sponsor is requesting to transfer remaining funds from phase I engineering and construction to phase II engineering to accommodate staging the project.

ACTION REQUESTED: Approval of the project change.

**5.5 Lincolnwood – Touhy Avenue Overpass (Skokie Valley Bike Trail) (TIP ID 02-12-0003)**

The sponsor is requesting reinstatement of Phase II Engineering.

ACTION REQUESTED: Reinstatement of Phase II Engineering.

**5.6 Tinley Park – 183<sup>rd</sup> Street at Oak Park Avenue (TIP ID 07-10-0001)**

The sponsor is requesting reinstatement of Right of Way.

ACTION REQUESTED: Reinstatement of Right of Way.

**5.7 Forest Preserve District of Will County – DuPage River Trail – Segment 5 (TIP ID 12-12-0001)**

The sponsor is requesting a cost increase of \$302,000 federal, (\$377,000 total).

ACTION REQUESTED: Approval of project change.

**6.0 FFY 2016-2020 CMAQ Improvement Program**

The FFY 2016-2020 Congestion Mitigation and Air Quality Improvement (CMAQ) program was approved by the CMAP Board and MPO Policy Committee and the projects were subsequently found eligible by FHWA/FTA. An initiation meeting for suburban local projects is scheduled for December 3, 2015 from 10:00 am to 12:00 pm at IDOT District One's offices.

ACTION REQUESTED: Information

**7.0 Indiana Harbor Belt Railroad Locomotive Fuel Conversion (TIP ID 13-14-0002)**

An update will be provided on the progress of this project to convert IHB locomotives to compressed natural gas.

ACTION REQUESTED: Information

**8.0 MAP-21**

An update will be provided on any newly available information related to MAP-21 and changes to the CMAQ program.

ACTION REQUESTED: Information

**9.0 2016 Meeting Schedule**

Proposed meeting dates for 2016 are:

<u>Changes Due</u>	<u>PSC Meeting</u>	<u>TC Meeting</u>	<u>Letting Date(s)</u>
12/23/15	1/7/16	1/22/16	3/4/16 & 4/22/16
3/24/16	4/7/16	4/22/16	6/10/16 & 7/29/16
6/23/16	7/7/16	7/22/16	9/16/16
8/18/16	9/1/16	9/16/16	11/4/16
10/20/16	11/3/16	11/18/16	1/20/17

ACTION REQUESTED: Approval of 2016 schedule.

**10.0 Other Business**

**11.0 Public Comment**

This is an opportunity for comments from members of the audience.

The amount of time available to speak will be at the chair's discretion.

**12.0 Next Meeting**

The committee's next meeting is scheduled for January 7, 2016 at 2:00 p.m.

**13.0 Adjournment**

**CMAQ Project Selection Committee Members:**

\_\_\_\_ Darwin Burkhart

\_\_\_\_ Mark Pitstick

\_\_\_\_ Chris Schmidt

\_\_\_\_ Luann Hamilton

\_\_\_\_ Jeffery Schielke

\_\_\_\_ Chris Snyder

\_\_\_\_ Ross Patronskey, Chair



# Chicago Metropolitan Agency for Planning

Agenda Item 3.0  
233 South Wacker Drive  
Suite 800  
Chicago, Illinois 60606  
312 454 0400  
www.cmap.illinois.gov

## DRAFT - MINUTES

### CMAQ Project Selection Committee

Thursday, September 3, 2015 2:00 p.m.  
CMAQ Offices

**Committee Members** Ross Patronsky, Chair (CMAQ), Darwin Burkhart (IEPA) – via phone, Mark Pitstick (RTA), Luann Hamilton (CDOT), William Rodeghier (Council of Mayors), Chris Schmidt (IDOT), Chris Snyder (Counties)

**Staff Present:** Patricia Berry, Kama Dobbs, Jesse Elam, Doug Ferguson, Tom Kotarac, Elizabeth Irvin, Jen Maddux, Martin Menninger, Holly Ostdick, Russell Pietrowiak

**Others Present:** Frank Acevedo, Reggie Arkell, Len Cannata, Bruce Christensen, Tim Coffey, Michael Connelly, John Donovan, Peter Fahrenwald, Terry Heffron, Scott Hennings (via phone), Patrick Knapp, Mike Klemens (via phone), Derek Peebles, Brian Stepp, David Tomzik, Mike Walczak, Michael Weiser, Tammy Wierciak (via phone), Barbara Zubek

#### 1.0 Call to Order

Committee Chairman Patronsky called the meeting to order at 2:10 p.m.

#### 2.0 Agenda Changes and Announcements

There were no agenda changes or announcements.

#### 3.0 Approval of Minutes – June 26, 2015

On a motion by Mr. Schmidt and a second by Mr. Pitstick, the minutes of the June 26, 2015 meeting were approved as presented.

#### 4.0 Program Monitoring

##### 4.1 Programming Project Status Sheets

Mr. Ferguson reported that the recurring reports on the programming status of active and deferred line items were included in the meeting packet. He stated that they include changes since the last meeting of the Project Selection Committee,

updated authorizations, and updated project notes based on coordination meetings with the Planning Liaisons and IDOT.

#### **4.2 Obligation Goal**

Mr. Ferguson reported that the Programming Summary and Obligation Goals table shows that through August 18, 2015, including FTA transfers through August 25, 2015, the region has authorized just under \$140 million, which is 71% of the FFY 2015 obligation goal. Chairman Patronskey asked if he understood the chart correctly – that the region has an unobligated balance of only \$22 million. Mr. Ferguson confirmed that to be the case. Chairman Patronskey stated that the region went from \$300 million to \$22 million in a matter of three years and that is a great accomplishment! He noted that the FFY 2016 obligation goal had been set at \$146 million when the goals were first set, and keeping that goal for now seemed appropriate. The committee concurred.

### **5.0 Project Changes**

Ms. Ostdick reported that nine projects have submitted scope, cost, and schedule change requests for committee consideration. She stated that prior to the changes being considered today, the funding available to program in the TIP in FFY 2015 was just over \$14 million and in FFY 2016 was \$13.5 million. With the nine project changes for consideration, the available funding in FFY 2015 would decrease to just under \$13 million and in FFY 2016 to \$13.3 million. The net change in the five year program is an addition of \$1.3 million.

#### **5.1 Homer Glen – Community Trail – South Extension (TIP ID 12-12-0002)**

Ms. Ostdick reported that the sponsor is requesting a cost increase of \$28,000 federal (\$35,000 total) for construction in FFY 2015 due to higher than estimated bids. If the cost increase is granted, the total project cost would increase to \$498,000 federal (\$623,000 total). A re-ranking was completed with the project ranking changing from 10<sup>th</sup> to 13<sup>th</sup> among all 2012-2016 Bicycle Facilities proposals. The ranking among funded projects was unchanged at 9<sup>th</sup>. Fifteen funded projects remain ranked lower than 9<sup>th</sup>. Mr. Schmidt made a motion, seconded by Ms. Hamilton, to approve the requested cost increase. With a vote of all ayes, the motion carried.

#### **5.2 Des Plaines – Ballard Rd. from Bender Rd. to Good Av. (TIP ID 03-12-0005)**

Ms. Ostdick reported that the sponsor is requesting to transfer \$2,900 federal (\$0 total) from phase 1 engineering, \$6,100 federal (\$7,400 total) from phase 2 engineering, and \$26,700 federal (\$30,000 total) from ROW for a total of \$35,700 federal (\$37,400 total) to construction in FFY 2015. The sponsor is also requesting a cost increase of \$71,300 federal (\$89,100 total) for construction in FFY 2015. The request is due to increased engineer's estimates which are reflective of higher unit costs. If the cost increase is granted, the total project cost would increase to \$497,700 federal (\$629,600 total). A re-ranking was completed with the project ranking unchanged at 16<sup>th</sup> among all 2012-2016 Bicycle Facilities proposals. The ranking among funded projects was unchanged at 10<sup>th</sup>. Fourteen funded projects remain ranked lower than 10<sup>th</sup>. The project is anticipated being let on the November 6, 2015

state letting. President Rodeghier made a motion, seconded by Mr. Snyder, to approve the requested schedule change. With a vote of all ayes, the motion carried.

### **5.3 IDOT – IL 59 at W. Bartlett Rd. (TIP ID 03-12-0002)**

Ms. Ostdick reported that the sponsor is requesting a scope change from right turn lanes on the north/south legs of the intersection to dual lefts and a right turn lane on all legs of the intersection. The scope change results in a cost increase of \$0 federal (\$400,000 total) for Phase 1 and 2 engineering in FFY 2016, \$336,000 federal (\$420,000 total) for ROW in FFY 2017, and \$1,840,000 federal (\$2,300,000 total) for construction in FFY 2018, for a total cost increase of \$2,176,000 federal (\$3,120,000 total). If the scope change and cost increase are granted, the project would need to be rescheduled with phase 1 and phase 2 engineering changing to FFY 2016, ROW to FFY 2017, and construction to FFY 2018 and the total project cost would increase to \$3,072,000 federal (\$4,400,000 total). She stated that the project was originally programmed in 2012 when the phase I requirement was not in place and it was deferred in 2014 due to ROW not being accomplished, but was reinstated in early 2015. She continued that if the cost and scope changes are approved, phase I engineering would need to be re-completed and the project would be re-deferred awaiting readiness demonstration. Additionally, if the cost and scope changes are not approved, the sponsor has indicated they will proceed with the original scope. The project re-ranking showed the project ranking changing from 19<sup>th</sup> to 18<sup>th</sup> among all 2012-2016 Intersection Improvement proposals and the ranking among funded projects was unchanged at 10<sup>th</sup>. Twenty-seven funded projects remain ranked lower than 10<sup>th</sup>. In response to a question from Mr. Snyder, Ms. Ostdick reported that phase I engineering was not required to be completed when this project was originally programmed. Mr. Heffron stated that the local municipality requested that IDOT re-examine the scope of the project, and that it would take approximately a year and a half to re-engineer the project. Ms. Hamilton stated that this scope and cost change should be grandfathered in for not requiring phase I engineering because it was originally programmed when the phase I engineering requirement didn't exist. Ms. Hamilton made a motion, seconded by Mr. Snyder, to approve the requested reinstatement. With a vote of all ayes, the motion carried.

### **5.4 Carpentersville – IL 31 at Huntley Rd./Main St. (TIP ID 09-08-0005)**

Ms. Ostdick reported that the sponsor is requesting to transfer \$260,000 federal (\$325,000 total) of deferred funds from ROW in FFY 2015 to construction in FFY 2017 for a total of \$2,637,000 federal (\$3,296,000 total) for construction. Construction funds are currently deferred in FFY 2017 although the sponsor is indicating a FFY 2016 target letting. The funds will remain deferred until readiness is demonstrated and a reinstatement and schedule change request is made. The total project cost would remain at \$3,324,800 federal (\$4,162,200 total). This project also has STP-L funds, which would be used for ROW instead of CMAQ funds. As there is no change in total project cost, a re-ranking of the project was not done. The project is anticipated to be let November 2016. Mr. Schmidt made a motion, seconded by Mr. Pitstick, to approve the requested transfer. With a vote of all ayes, the motion carried.

### **5.5 Chicago – Walk to Transit (TIP ID 01-06-0005)**

Ms. Ostdick reported that the sponsor is requesting to combine Series 1 and 2 remaining funds and transfer \$600,000 federal (\$750,000 total) from construction and \$100,000 federal (\$125,000 total) from implementation funds from Series 3 to the construction/CE phase of series 1 and 2 to cover minor cost increases. Ms. Ostdick continued that readiness was confirmed and staff recommends reinstatement of the transferred funds for Series 1 and 2. As there is no change in total project cost, a re-ranking of the project was not done. In response to a question from Mr. Pitstick, Ms. Hamilton stated that the additional funds will help locations in each series be completed more quickly. Mr. Schmidt made a motion, seconded by Mr. Snyder, to approve the requested transfer and reinstatement. With a vote of all ayes, the motion carried.

### **5.6 Deerfield – Deerfield Rd. Sidewalk (TIP ID 10-06-0003)**

Ms. Ostdick reported that the sponsor is requesting a cost increase of \$18,260 federal (\$22,825 total) for phase 2 engineering in FFY 2015 and \$52,000 federal (\$65,000 total) for construction/CE in FFY 2015, resulting in a total increase of \$70,260 federal (\$87,825 total). The sponsor is also requesting reinstatement of deferred construction/CE funds in the amount of \$302,492 federal (\$378,115 total) in FFY 2015. The increase in phase 2 engineering funds is to address an over obligation and the increase in construction funds is due to increased construction cost. Pre-final plans were submitted to IDOT on August 8, 2015. The project will be let and constructed in conjunction with the STP-L funded Deerfield Road resurfacing project (TIP ID 10-11-0040). If the reinstatement and cost increase are approved, the construction/CE funds will be transferred to that project. If the cost increase is granted, the total project cost would increase to \$472,409 federal (\$590,511 total).

A re-ranking was completed with the project ranking unchanged at 3<sup>rd</sup> among all 2007 pedestrian proposals. The ranking among funded projects was unchanged at 3<sup>rd</sup>. The project is anticipated being let on the November 6, 2015 state letting. President Rodeghier made a motion, seconded by Ms. Hamilton, to approve the requested cost increase, reinstate construction funds, and transfer the funding to the resurfacing of Deerfield Road, TIP ID 10-11-0040. With a vote of all ayes, the motion carried.

### **5.7 IDOT – IL 68/E. Dundee Rd. at Barrington Rd. (TIP ID 03-12-0001)**

Ms. Ostdick reported that the sponsor is requesting a cost increase of \$218,000 federal (\$273,000 total) for construction in FFY 2015. The increase is a result of the low bid exceeding cost estimates. If the cost increase is granted, the total project cost would increase to \$852,000 federal (\$1,156,000 total). A re-ranking was completed with the project ranking changing from 32<sup>nd</sup> to 34<sup>th</sup> among all 2012-2016 Intersection Improvement proposals. The ranking among funded projects changed from 18<sup>th</sup> to 23<sup>rd</sup> and seventeen funded projects remain ranked lower than the revised ranking. Ms. Hamilton made a motion, seconded by Mr. Snyder, to approve the requested cost increase. With a vote of all ayes, the motion carried.

#### **5.8 Chicago – Washington/Wabash Consolidated Station (TIP ID 01-12-0008)**

Ms. Ostdick reported that the sponsor is requesting to transfer \$670,000 federal (\$670,000 total) from construction of the Morgan St. Station project (TIP ID 01-09-0003) to construction for the Washington/Wabash Consolidated Station. The increase is a result of the Washington/Wabash station bids exceeding the engineer's estimates. The Morgan Street Station project is complete with \$670,000 federal (\$670,000 total) remaining. Mr. Pitstick made a motion, seconded by Mr. Schmidt, to approve the requested transfer. With a vote of all ayes, the motion carried.

#### **5.9 Forest Preserve District of Will County – DuPage River Trail – Segment 5 (TIP ID 12-12-0001)**

Ms. Ostdick reported that the sponsor is requesting reinstatement of \$1,232,000 federal (\$1,540,000 total) deferred funds for construction in FFY 2015. The project was scheduled for the September letting but did not provide a request to reinstate the funds in time for the CMAQ Project Selection Committee in June. Although there was time for staff to act administratively within the TIP, staff did not make the TIP change given that, at the Project Selection Committee meeting on February 19, 2015, the committee determined it should approve all reinstatement requests. The project was delayed a letting, pending Project Selection Committee reinstatement approval. As there is no change in total project cost, a re-ranking of the project was not done. Mr. Snyder made a motion, seconded by Ms. Hamilton, to approve the requested reinstatement. With a vote of all ayes, the motion carried.

#### **6.0 FFY 2016-2020 CMAQ Program Development**

Mr. Ferguson stated that the public comment period on the proposed program ended on August 17, 2015. He stated that seven comments on specific proposals were received.

Mr. Connelly from the CTA submitted a letter requesting that the ridership estimates be adjusted to account for increased ridership during the whole peak period. Mr. Ferguson stated that the project is included in the proposed program. Staff recommends that the adjusted benefits of the project be noted in the program, but the current score based on the conservative estimate of ridership should be kept.

Five letters were submitted in support of including Illinois Environmental Protection Agency's Partners for Clean Air in the proposed program. Mr. Ferguson responded that staff does not recommend including this project within the proposed program; the Vehicle Miles Traveled (VMT) reduction estimates are based on assumptions that do not appear to be valid. In addition, there is unexpended funding available from prior years. Mr. Burkhart stated that discussions are ongoing on how to improve future requests and he has nothing to add at this time.

Pace submitted comments requesting inclusion of the Pulse Dempster Arterial Rapid Transit (ART) Line and increased funding for the Vanpool project. Mr. Ferguson stated that staff does not recommend the inclusion of these projects at this time given that the Milwaukee ART project funded in the 2014 CMAQ program should move closer to implementation before funding additional ART projects. The Pulse Dempster line is expected to be a competitive project if it is submitted for funding during the next programming cycle. Mr. Ferguson continued that the Vanpool funding included in the



proposed program will fulfill approximately 45 percent of the Vanpool capital needs identified by Pace, which is mostly replacement vehicles. Additionally, the region would benefit from a regional Travel Demand Management strategy which would identify the role of vanpools for the region.

Mr. Tomzik stated that the Pulse Dempster Line is not a new project and if it is delayed until the next programming round many other Pace ART projects throughout the region will be delayed, including ones in committee members' areas. He for clarification on whether CMAP staff do not view vanpools as a TDM strategy or whether they believe that the region needs a strategy to understand how Vanpools fit within the region's TDM strategy. Mr. Ferguson responded the latter. Mr. Tomzik noted that vanpool service is a proven TDM strategy and pointed to several research papers, including some from CMAP.

Mr. Schmidt stated that the IDOT's Office of Planning and Programming at the Central Office TDM strategy project has been delayed indefinitely and the region should not rely on that study for the region's vision.

Lastly the Belt Railway Company of Chicago sent a comment requesting funding for locomotive replacements. Chairman Patronsky suggested that staff coordinate with railroads differently – their budgeting cycles do not align with the CMAQ call for projects. Mr. Coffey addressed the committee and asked if the Belt Railway Company could be considered first in line if any additional funding becomes available.

Ms. Hamilton made a motion, seconded by Mr. Schmidt, to recommend approval of the proposed program to the Transportation Committee. With a vote of all ayes, the motion carried.

#### **7.0 MAP-21**

Mr. Donovan and Mr. Arkell stated that there is no new information pertaining to the CMAQ program. Guidance is still under development, but a release date is not known.

#### **8.0 Other Business**

Ms. Berry read a card from Mr. Rogers showing his gratitude for committee members' well wishes. Mr. Schmidt stated that IDOT is reviewing the steps for processing FTA transfers to speed up the process. Input from agencies that deal with FTA projects is welcome.

#### **9.0 Public Comment**

None.

#### **10.0 Next Meeting**

The committee's next meeting is scheduled for November 5, 2015 at 2:00 p.m.

#### **11.0 Adjournment**

On a motion by Mr. Snyder, and a second by President Rodeghier, the meeting adjourned at 3:10 p.m.



# Chicago Metropolitan Agency for Planning

## CMAQ Program Summary - 2015 - 2020

Includes obligations through 09/25/15

TIP ID	Sponsor	Brief Description	Phase	CMAQ \$ (Fed)	Increases*	Withdrawals*	Obligations*	Balance
<b>2015</b>								
09-14-0002	Aurora	Station Blv Extension to IL 59 Commuter Parking Lot	CONST	\$1,506,000	\$1,189,712	T	\$2,695,712	O \$0
<i>Will be re-let 1/15/16. Cost change pending 11/5/15 meeting.</i>								
01-01-0009	CDOT	CDOT-Lakefront Trail-Navy Pier Flyover	CONST	\$7,200,000	\$70,400	T		\$7,270,400
<i>Draft PS&amp;E submitted 9/8/2014. Final Plans and Construction IPA estimated to be submitted to IDOT by 6/15/15 for August authorization and 11/2015 letting.</i>								
01-02-0030	CDOT	CDOT-State/Lake-Loop El Station Improvements (Green, Orange,Brown & Purple)	ENG2	\$2,000,000				\$2,000,000
<i>Add'l \$2M programmed in FFY16. FTA transfer req. initiated 5/5/2015. Auth. anticipated 8/2015, with phase start 9/2015.</i>								
01-05-0002	CDOT	41st St Bicycle-Pedestrian Bridge	CONST	\$187,771		\$187,771	T	\$0
<i>No CONST funds currently programmed.</i>								
01-94-0045	CDOT	Bike Parking	IMP	\$1,520,000	\$441,890	T		\$1,961,890
<i>Plans and IMP IPA to go to IDOT by 9/30/15. Phase sunsets 9/30/15.</i>								
01-94-0092	CDOT	BIKE FAC-CHICAGO-STREETS FOR CYCLING/BIKE 2015 Plan Implementation	IMP	\$23,360,000	\$77,315	T	\$10,000,000	T \$1,840,000 O \$11,597,315
<i>Anticipate approx. \$10M to be authorized in FFY15.</i>								
			IMP	\$23,360,000	\$77,315	\$8,000,000	\$1,840,000	\$13,597,315
			IMP	\$23,360,000	\$77,315	\$2,000,000	\$1,840,000	\$19,597,315
03-12-0005	Des Plaines	Ballard Rd from Bender Rd to Good Av	ROW	\$40,000		\$40,000	T	\$0
<i>Antic. Auth. 7/2015</i>								
			ROW	\$40,000		\$13,300		\$26,700
03-12-0005	Des Plaines	Ballard Rd from Bender Rd to Good Av	CONST	\$346,400	\$107,000	T		\$453,400
<i>Tgt. letting 11/6/2015; Funds currently in FFY16 in TIP.</i>								
			CONST	\$346,400				\$346,400

\*Increase, Withdrawal and Obligation codes can be found at the end of this report.

*Lines highlighted and shown in italics represent line item status as of prior PSC meeting.*

10/29/2015 11:19:58 AM

TIP ID	Sponsor	Brief Description	Phase	CMAQ \$ (Fed)	Increases*	Withdrawals*	Obligations*	Balance
03-96-0021	DuPage County DOT	Elgin-O'Hare/Thorndale Av and I-290 Interchange	CONST	\$34,000,000		\$3,099,760	O \$29,207,571 O	\$1,692,669
<i>Item 196 3/6/15 letting. 80% of low bid: \$29,207,992.</i>								
08-12-0004	DuPage County DOT	55th St/CH 35 from Dunham Rd to Clarendon Hills Rd and 55th St at Main St	ENG2	\$104,000	\$262,000 C		\$366,000 O	\$0
<i>Expected accomplishment: 11/16.</i>								
08-12-0011	DuPage County DOT	DuPage Co Central Signal System - Phase I	CONST	\$636,000	\$596,800 T		\$1,135,797 M	\$97,003
<i>Let 6/12/2015. 80% of low bid: \$1,032,928.54.</i>								
02-12-0006	Evanston	Dempster St from Fowler Av to Ridge Av	CONST	\$717,000	\$238,000 C		\$716,800 O	\$238,200
<i>Let 3/6/2015. Item 14. 80% of low bid: \$861,278.</i>								
02-14-0001	Evanston	Dodge Av Protected Bike Lane from Church St to Howard St	CONST	\$480,000			\$480,000 O	\$0
<i>Let 4/24/2015. 80% of low bid: \$759,695. Bids rejected. Will be re-let 1/15/16</i>								
08-14-0002	FPD of DuPage County	Winfield Mounds Segment - West Branch Regional Trail	ENG2	\$189,200			\$155,155 O	\$34,045
08-14-0003	Glen Ellyn	Glen Ellyn Signalized Pedestrian Crossing Improvements	CONST	\$150,700			\$150,720 O	(\$20)
<i>Let 4/24/15. 80% of low bid: \$218,851. To be re-let 1/15/2016.</i>								
10-14-0003	Highland Park	Robert McClory Bike Path from Roger Williams Av to Roger Williams Av	CONST	\$77,800			\$87,400 M	(\$9,600)
<i>Let 1/30/2015. Over-authorization needs to be resolved. Low bids 23.5% over estimate.</i>								
12-12-0002	Homer Glen	Homer Glen Community Trail - South Extension	CONST	\$360,000	\$28,000 C		\$360,000 O	\$28,000
			CONST	\$360,000			\$360,000	\$0
02-12-0001	IDOT	IL 68/Dundee Rd at Landwehr Rd and Pfingsten Rd	ROW	\$96,000	\$160,000 T		\$160,000 O	\$96,000
<i>Cost inc. amount approved 3/2014 was authorized 11/2014. Orig. programmed amount remains as balance. Needs resolution. Expected accomp. 9/2015.</i>								
03-12-0001	IDOT	IL 68/E Dundee Rd at S Barrington Rd	CONST	\$480,000	\$364,000 C		\$969,900 M	(\$125,900)
			CONST	\$480,000	\$146,000		\$969,900	(\$343,900)

\*Increase, Withdrawal and Obligation codes can be found at the end of this report.

*Lines highlighted and shown in italics represent line item status as of prior PSC meeting.*

10/29/2015 11:19:59 AM

TIP ID	Sponsor	Brief Description	Phase	CMAQ \$ (Fed)	Increases*	Withdrawals*	Obligations*	Balance
03-12-0003	IDOT	IL 62/Algonquin Rd at Barrington Rd	CONST	\$400,000	\$240,000	C	\$400,000 O	\$240,000
<i>Tgt. letting 9/18/2015. Cost increase approved at 6/25/15 PSC.</i>								
03-12-0004	IDOT	IL 59/Sutton Rd at Stearns Rd	ROW	\$160,000	\$1,392,000	C	\$160,000 M	\$1,392,000
<i>Cost. inc. approved 12/18/14. Auth. occurred 12/23/14. According to status update, phase is accomp. Follow-up on unauth. Balance needed.</i>								
03-12-0007	IDOT	IL 68/Dundee Rd at North Wilke Rd	CONST	\$320,000		\$320,000 X		\$0
<i>Combined with 03-12-0008.</i>								
03-12-0008	IDOT	IL 68/Dundee Rd at Kennicott Av and N. Willke Rd.	CONST	\$280,000	\$1,478,000	C	\$596,000 O	\$1,162,000
<i>Tgt. letting 9/18/15. Cost increase approved at 6/25/15 PSC.</i>								
			CONST	\$280,000	\$1,478,000			\$1,758,000
03-12-0014	IDOT	IL 68/Dundee Rd at McHenry Rd/Wheeling Rd and IL 83/Elmhurst Rd	CONST	\$680,000	\$120,000	C		\$800,000
<i>This line represents the 3/17/2014 transfer from 03-12-0015 for the IL 83/Elmhurst Rd. intersection only.</i>								
03-12-0015	IDOT	IL 68/Dundee Rd at IL 83	CONST	\$680,000		\$680,000 X		\$0
<i>Combined with 03-12-0014.</i>								
03-14-0004	IDOT	Cumberland Circle Improvement at Golf Rd/State St/Wolf Rd/Broadway St	ROW	\$80,000				\$80,000
<i>Tgt. auth. 8/2015.</i>								
06-12-0002	IDOT	IL 43/Harlem Av at 143rd St	CONST	\$400,000	\$364,000	C	\$129,600 O \$678,953 M	(\$44,553)
<i>Cost inc. approved 2/13/14. Authorized 11/14/14 with balance of \$229K. Obligation remainder withdrawn 2/20/2015: \$129,600. 80% of low bid: \$615,410</i>								
06-12-0004	IDOT	Pulaski Rd at 115th St	CONST	\$680,000	\$200,000	C	\$676,000 O	\$204,000
<i>Increase was approved 10/2014. Tgt. letting 9/18/15. Follow-up on unauth. Balance needed.</i>								
06-12-0005	IDOT	IL 43/Harlem Av at 151st St	CONST	\$640,000	\$128,000	C	\$624,000 O	\$144,000
<i>Increase was approved 4/2014. Let 7/31/15. 80% of low bid: \$719,888.</i>								
08-12-0007	IDOT	IL 59 at IL 38 (north & south ramps)	CONST	\$320,000		\$320,000 T		\$0
<i>Combined with 08-12-0013.</i>								
08-12-0013	IDOT	IL 59 at IL 38 (north & south ramps)	CONST	\$560,000	\$496,000	C	\$872,000 O	\$184,000
<i>Transfer (from 08-12-0007) approved 3/2014. Let 7/31/15. 80% of low bid: \$952,726. Cost increase approved at 6/25/15 PSC.</i>								

\*Increase, Withdrawal and Obligation codes can be found at the end of this report.

*Lines highlighted and shown in italics represent line item status as of prior PSC meeting.*

10/29/2015 11:20:00 AM

TIP ID	Sponsor	Brief Description	Phase	CMAQ \$ (Fed)	Increases*	Withdrawals*	Obligations*	Balance
10-12-0005	IDOT	IL 68/Dundee Rd at Buffalo Grove Rd	ROW	\$160,000			\$160,000 O	\$0 <i>Antic. accomp. 12/2015.</i>
10-14-0004	IDOT	IL 120 at Hainesville Rd	ROW	\$64,000	\$212,000 C			\$276,000 <i>Construction transferred to Lake Co. 6/25/15. IDOT still completing land acq. with antic. Auth. in FFY 2015.</i>
12-12-0005	IDOT	US 6/Southwest Hwy at Gougar Rd	ROW	\$160,000			\$157,600 O	\$2,400 <i>Expect accomp. 9/2015. Phase sunsets 9/30/2015. If not accomp. by sunset, construction funds should be considered for deferral.</i>
12-12-0010	IDOT	US 6/Southwest Hwy at Parker Rd	CONST	\$2,400,000	\$400,000 C		\$2,796,000 O	\$4,000 <i>increase approved 5/2013. ROW accomp. expected 8/2015. Tgt. letting 9/18/15.</i>
			CONST	\$2,400,000	\$400,000			\$2,800,000
13-14-0001	IEPA	Chicago Area Green Fleet Grant Program	IMP	\$1,000,000		\$1,000,000 T		\$0
13-14-0002	IEPA	Indiana Harbor Belt Railroad Locomotive Fuel Conversion	IMP	\$3,066,000			\$3,066,000 O	\$0
09-06-0068	Kane County DOT	Burlington Rd at IL 47 - Roundabout	CONST	\$856,000	\$1,000,000 C	\$8,000 U	\$1,848,000 O	\$0 <i>ROW cleared 3/2015. Tgt. 9/18/2015 letting.</i>
09-12-0006	Kane County DOT	Fabyan Pkwy/CH 8 at Kaneville Rd/CH 84	CONST	\$1,083,100			\$881,874 M	\$201,226 <i>Let 6/12/2015. 80% of low bid: \$767,327.</i>
			CONST	\$1,083,100			\$1,081,647	\$1,453
09-12-0011	Kane County DOT	Fabyan Pkwy/CH 8 at Kirk Rd/CH 77	ROW	\$280,000				\$280,000 <i>Anticipate auth. 9/2015 and accomp. 9/2016.</i>
09-12-0011	Kane County DOT	Fabyan Pkwy/CH 8 at Kirk Rd/CH 77	ENG2	\$356,000			\$356,000 O	\$0 <i>Expected accomp. 1/2016.</i>
09-14-0003	Kane County DOT	CAD Integration to Various PSAPs in Kane County	IMP	\$386,400		\$386,400 S		\$0 <i>Sponsor withdrew project 6/2015.</i>
09-14-0005	Kane County DOT	Randall Rd Transit Infrastructure Improvements	ENG2	\$95,300		\$95,300 S		\$0 <i>County utilizing local funds for this phase.</i>

\*Increase, Withdrawal and Obligation codes can be found at the end of this report.

*Lines highlighted and shown in italics represent line item status as of prior PSC meeting.*

10/29/2015 11:20:01 AM

TIP ID	Sponsor	Brief Description	Phase	CMAQ \$ (Fed)	Increases*	Withdrawals*	Obligations*	Balance
10-08-0031	Lake County DOT	Washington St/CH A22 at CN/Metra Crossing	CONST	\$16,939,000			\$16,939,000 O	\$0
<i>Let 11/21/14</i>								
18-14-0003	Metra	Install engine/generator set for hotel power	IMP	\$4,000,000			\$4,000,000 O	\$0
<i>Funds transferred by FHWA to FTA on 7/14/2015.</i>								
08-13-0015	Naperville	Washington St Corridor Centralized Traffic Management System; Washington St from Warrenville Rd to Royce Rd	CONST	\$127,000			\$120,000 O	\$7,000
<i>Tgt. 9/18/15 letting.</i>								
17-12-0001	Pace	I-90 Corridor Enhanced Markets	ENG1	\$1,000,000		\$1,000,000 T		\$0
<i>Funds transferred to const. phase 3/26/15.</i>								
17-12-0001	Pace	I-90 Corridor Enhanced Markets	ENG2	\$2,000,000		\$2,000,000 T		\$0
<i>Funds transferred to const. phase 3/26/15.</i>								
17-12-0001	Pace	I-90 Corridor Enhanced Markets	CONST	\$12,500,000	\$15,500,000 T		\$28,000,000 O	\$0
<i>Total project cost is 49,580,000 (3/26/15). Funds transferred from ENG and IMP 3/26/15. Funds transferred from FHWA to FTA 8/21/2015.</i>								
17-12-0001	Pace	I-90 Corridor Enhanced Markets	IMP	\$12,500,000		\$12,500,000 T		\$0
<i>Transferred to CONST at 3/26/15 PSC.</i>								
17-12-0002	Pace	Regional Rideshare Program	IMP	\$400,000			\$400,000 O	\$0
<i>FTA transfer complete. Grant approval pending.</i>								
17-12-0003	Pace	Transit Diesel Engine Retrofits 2012-2016	IMP	\$2,280,000			\$2,280,000 O	\$0
<i>FTA transfer complete. Grant approval pending.</i>								
17-12-0004	Pace	I-55 Corridor Market Enhancement	IMP	\$719,250			\$719,250 O	\$0
<i>FTA transfer complete. Grant approval pending.</i>								
17-14-0001	Pace	Pedestrian Infrastructure Improvements along Pace Bus Routes	CONST	\$1,200,000			\$1,200,000 O	\$0

\*Increase, Withdrawal and Obligation codes can be found at the end of this report.

*Lines highlighted and shown in italics represent line item status as of prior PSC meeting.*

10/29/2015 11:20:02 AM

TIP ID	Sponsor	Brief Description	Phase	CMAQ \$ (Fed)	Increases*	Withdrawals*	Obligations*	Balance
17-14-0003	Pace	Milwaukee Av Arterial Rapid Transit Project	ENG1	\$409,745		\$409,745	T	\$0
<i>Funds transferred to CONST 3/26/15.</i>								
17-14-0003	Pace	Milwaukee Av Arterial Rapid Transit Project	CONST	\$9,178,288	\$409,745	T	\$9,588,033	O \$0
<i>Phase changed from IMP to CONST 3/26/15 and funds transferred from ENG1. Funds transferred from FHWA to FTA 8/25/2015.</i>								
06-06-0061	Palos Heights	Cal Sag Greenway Bike Trail from IL 83 to 127th St	ROW	\$40,000				\$40,000
<i>Tgt. 9/2015 authorization</i>								
06-14-0001	Palos Heights	Palos Heights sidewalks to Pace Buses	ENG2	\$73,500			\$71,444	O \$2,056
06-14-0001	Palos Heights	Palos Heights sidewalks to Pace Buses	CONST	\$422,700			\$422,700	O \$0
<i>Let 6/12/2015. 80% of low bd: \$193,703. Transp. Com. approved schedule change with TIP Amend. 4/17/2015.</i>								
07-14-0009	Park Forest	Bicycle Lanes and Way-Finding Signs on Lakewood Blv, Indianwood Blv, Orchard Dr and Blackhawk Dr	ENG2	\$8,586		\$8,586	S	\$0
07-14-0010	Park Forest	Install CNG Facilities in Park Forest and Homewood; Purchase CNG Refuse Haulers	IMP	\$2,505,000			\$2,505,000	O \$0
03-14-0005	Rolling Meadows	Golf Rd (IL 58) from IL 53/I-290 to New Wilke Rd Transit Access Improvements	CONST	\$853,500			\$576,240	O \$277,260
<i>Let 6/12/2015. 80% of low bid: \$494,626.</i>								
02-14-0002	Skokie	Main St from Lincoln Av to McCormick Blv	CONST	\$424,000	\$32,000	T	\$425,634	O \$30,366
<i>Let 3/6/2015. Item 172. 80% of low bid: \$425,634.</i>								
<b>63 line items in 2015 totalling:</b>				<b>\$156,138,240</b>	<b>\$25,506,862</b>	<b>\$32,185,162</b>	<b>\$118,844,783</b>	<b>\$30,615,157</b>
<b>2016</b>								
11-12-0006	Algonquin	Randall Rd Pedestrian Crossing from Golden Eagle Dr to Stonegate Rd	CONST	\$2,600,000		\$90,000	T	\$2,510,000
<i>ENG2/ROW in progress. Tgt. 4/2016 letting due to ROW.</i>								
08-00-0020	Aurora	Eola Rd from 83rd St/Montgomery Rd to 87th St	CONST	\$4,080,000				\$4,080,000
<i>Targeting 11/6/15 or 1/15/16 letting.</i>								

\*Increase, Withdrawal and Obligation codes can be found at the end of this report.

*Lines highlighted and shown in italics represent line item status as of prior PSC meeting.*

10/29/2015 11:20:02 AM

TIP ID	Sponsor	Brief Description	Phase	CMAQ \$ (Fed)	Increases*	Withdrawals*	Obligations*	Balance
01-02-0030	CDOT	CDOT-State/Lake-Loop El Station Improvements (Green, Orange,Brown & Purple)	ENG2	\$2,000,000				\$2,000,000
<i>Add'l \$2M programmed in FFY15. Antic. auth. 6/2016.</i>								
01-12-0004	CDOT	Chicago Area Alternative Fuel Deployment Project, Phase 2	IMP	\$10,400,000				\$10,400,000
01-94-0092	CDOT	BIKE FAC-CHICAGO-STREETS FOR CYCLING/BIKE 2015 Plan Implementation	ENG	\$2,400,000				\$2,400,000
01-94-0092	CDOT	BIKE FAC-CHICAGO-STREETS FOR CYCLING/BIKE 2015 Plan Implementation	ENG	\$3,466,000				\$3,466,000
01-94-0092	CDOT	BIKE FAC-CHICAGO-STREETS FOR CYCLING/BIKE 2015 Plan Implementation	IMP	\$8,000,000				\$8,000,000
02-97-0006	Cook County DOTH	Old Orchard Rd from Harms to Skokie Blvd (new limits E of I-94/Edens Expy to W of IL 41/Skokie Blvd	CONST	\$800,000				\$800,000
<i>Tgt. local letting 4/15/2016</i>								
03-11-0020	Cook County DOTH	Lake Cook Rd at 3 IBuffalo Grove Rd, Weiland Rd and IL 83/McHenry Rd.	CONST	\$2,974,000				\$2,974,000
<i>@ IL 83/McHenry Rd. Tgt. letting 1/2016</i>								
03-11-0020	Cook County DOTH	Lake Cook Rd at 3 IBuffalo Grove Rd, Weiland Rd and IL 83/McHenry Rd.	CONST	\$4,185,000				\$4,185,000
<i>@ Weiland. Tgt. letting 1/2016</i>								
16-14-0001	CTA	Bus Improvement, Purchase and Install up to 32 Hybrid Engines on 60' Articulated Buses	IMP	\$4,056,000				\$4,056,000
08-12-0004	DuPage County DOT	55th St/CH 35 from Dunham Rd to Clarendon Hills Rd and 55th St at Main St	ROW	\$148,000	\$297,000	C		\$445,000
<i>Expect October 2015 authorization.</i>								
08-14-0002	FPD of DuPage County	Winfield Mounds Segment - West Branch Regional Trail	CONST	\$1,861,724				\$1,861,724
<i>Tgt. 5/2016 authorization</i>								
12-12-0004	Frankfort	St Francis Rd Multi-Use Trail	CONST	\$118,000	\$70,000	T		\$188,000
<i>Tgt. letting 9/16/16.</i>								

\*Increase, Withdrawal and Obligation codes can be found at the end of this report.

*Lines highlighted and shown in italics represent line item status as of prior PSC meeting.*

10/29/2015 11:20:03 AM



TIP ID	Sponsor	Brief Description	Phase	CMAQ \$ (Fed)	Increases*	Withdrawals*	Obligations*	Balance
02-12-0001	IDOT	IL 68/Dundee Rd at Landwehr Rd and Pfingsten Rd	CONST	\$480,000	\$640,000	T		\$1,120,000
			<i>Tgt. letting 9/18/15.</i>					
<i>Previously programmed in FFY 2015</i>			<i>CONST</i>	<i>\$480,000</i>	<i>\$640,000</i>			<i>\$1,120,000</i>
02-12-0005	IDOT	IL 68/Dundee Rd at Pfingsten Rd	CONST	\$640,000		\$640,000	X	\$0
03-12-0004	IDOT	IL 59/Sutton Rd at Stearns Rd	CONST	\$1,200,000	\$1,040,000	C		\$2,240,000
			<i>Tgt. letting 1/1/2016.</i>					
03-12-0014	IDOT	IL 68/Dundee Rd at McHenry Rd/Wheeling Rd and IL 83/Elmhurst Rd	CONST	\$800,000	\$224,000	C		\$1,024,000
<i>This line is the McHenry/Wheeling intersection only. ROW authorized 5/2014 (with MPA 9/2014). Tgt. letting 1/15/2016. Cost increase approved at 6/25/15 PSC.</i>								
08-12-0002	IDOT	IL 38/Roosevelt Rd at Ardmore Av	CONST	\$400,000	\$296,000	C		\$696,000
			<i>Tgt. letting 1/2016.</i>					
10-12-0005	IDOT	IL 68/Dundee Rd at Buffalo Grove Rd	CONST	\$2,000,000				\$2,000,000
			<i>Tgt. 1/2016 letting.</i>					
10-14-0004	IDOT	IL 120 at Hainesville Rd	CONST	\$320,000	\$208,000	C	\$528,000	\$0
<i>Tgt. 1/15/2015 Sponsorship changed from IDOT to Lake County 6/25/2015. Funds transferred to 10-14-0008 due to coordinated construction.</i>								
			<i>CONST</i>	<i>\$320,000</i>	<i>\$208,000</i>			<i>\$528,000</i>
12-12-0005	IDOT	US 6/Southwest Hwy at Gougar Rd	CONST	\$800,000	\$400,000	C		\$1,200,000
<i>ROW sunsets 9/30/2015. If not accomplished, construction funds will be deferred. Tgt. letting 1/2016.</i>								
13-12-0003	IEPA	Illinois Clean Diesel Engine Repowers	IMP	\$1,000,000		\$1,000,000	T	\$0
13-12-0003	IEPA	Illinois Clean Diesel Engine Repowers	IMP	\$1,000,000		\$1,000,000	T	\$0
13-12-0003	IEPA	Illinois Clean Diesel Engine Repowers	IMP	\$1,000,000		\$1,000,000	T	\$0
13-12-0003	IEPA	Illinois Clean Diesel Engine Repowers	IMP	\$1,000,000		\$1,000,000	T	\$0
13-14-0001	IEPA	Chicago Area Green Fleet Grant Program	IMP	\$1,000,000		\$1,000,000	T	\$0

\*Increase, Withdrawal and Obligation codes can be found at the end of this report.

*Lines highlighted and shown in italics represent line item status as of prior PSC meeting.*

10/29/2015 11:20:04 AM

TIP ID	Sponsor	Brief Description	Phase	CMAQ \$ (Fed)	Increases*	Withdrawals*	Obligations*	Balance
13-14-0002	IEPA	Indiana Harbor Belt Railroad Locomotive Fuel Conversion	IMP	\$7,342,392				\$7,342,392
09-12-0011	Kane County DOT	Fabyan Pkwy/CH 8 at Kirk Rd/CH 77	CONST	\$3,846,000				\$3,846,000 <i>Tgt. letting 11/4/16.</i>
09-14-0004	Kane County DOT	Randall Rd Adaptive Signal Control from Huntley Rd to Big Timber Rd	CONST	\$80,000				\$80,000 <i>Tgt. letting 6/2016.</i>
09-14-0004	Kane County DOT	Randall Rd Adaptive Signal Control from Huntley Rd to Big Timber Rd	IMP	\$750,700				\$750,700 <i>Tgt. auth. 6/2016.</i>
09-14-0005	Kane County DOT	Randall Rd Transit Infrastructure Improvements	CONST	\$1,240,000				\$1,240,000 <i>Tgt. letting 6/2016.</i>
09-96-0017	Kane County DOT	Longmeadow Pkwy at Randall Rd	CONST	\$767,600				\$767,600 <i>Tgt. letting 3/2016.</i>
05-14-0001	LaGrange	LaGrange Stone Av Metra Station Area Pedestrian Access Improvements	ENG2	\$1	\$59	C		\$60
05-14-0001	LaGrange	LaGrange Stone Av Metra Station Area Pedestrian Access Improvements	CONST	\$308,100	\$155,900	C		\$464,000 <i>Tgt. letting 8/2016. Est. DA 3/31/2015.</i>
			CONST	\$308,100	\$215,900			\$524,000
10-14-0008	Lake County DOT	IL 120/Belvidere Rd from IL 134/Main St to US 45	CONST	\$1,837,000	\$528,000	T		\$2,365,000 <i>Tgt. 3/4/2016 letting. Includes intersection imp funds from 10-14-0004 @ Hainesville Rd.</i>
			CONST	\$1,837,000				\$1,837,000
10-14-0009	Lake County DOT	Waukegan Rd from Casimir Pulaski Dr to Norman Dr South	CONST	\$1,544,000				\$1,544,000 <i>Tgt. letting 1/15/16</i>
<i>Previously programmed in FFY 2015</i>			CONST	\$1,544,000				\$1,544,000
07-03-0012	Lan-Oak Park District	Lansing Greenway Connection from Grand Illinois Trail to Thorn Creek Trail	CONST	\$323,014				\$323,014 <i>Tgt. letting 9/30/16. Sunsets 9/30/16.</i>

\*Increase, Withdrawal and Obligation codes can be found at the end of this report.

*Lines highlighted and shown in italics represent line item status as of prior PSC meeting.*

10/29/2015 11:20:05 AM

TIP ID	Sponsor	Brief Description	Phase	CMAQ \$ (Fed)	Increases*	Withdrawals*	Obligations*	Balance
04-14-0002	Maywood	Maywood Train Station Facility	CONST	\$990,000	\$232,000	T		\$1,222,000
					<i>Potential for delay due to RR coordination (UP and Metra). Tgt. letting 9/16/16.</i>			
18-14-0001	Metra	Purchase Components to Repower F40PH/F40PHM Locomotives	IMP	\$8,800,000				\$8,800,000
								<i>Tgt. auth. 7/2016</i>
08-13-0014	Naperville	Washington St from Warrenville Rd to Royce Rd Adaptive Signal Control	CONST	\$102,000				\$102,000
								<i>Tgt. letting 6/10/2016.</i>
04-13-0015	Oak Park	Chicago Av at Lombard Av HAWK Signal	CONST	\$136,000		\$136,000	S	\$0
								<i>Sponsor withdrew project 8/10/2015.</i>
17-12-0002	Pace	Regional Rideshare Program	IMP	\$400,000				\$400,000
17-12-0003	Pace	Transit Diesel Engine Retrofits 2012-2016	IMP	\$480,000				\$480,000
17-12-0003	Pace	Transit Diesel Engine Retrofits 2012-2016	IMP	\$1,132,800				\$1,132,800
17-14-0001	Pace	Pedestrian Infrastructure Improvements along Pace Bus Routes	CONST	\$1,200,000				\$1,200,000
06-06-0061	Palos Heights	Cal Sag Greenway Bike Trail from IL 83 to 127th St	CONST	\$1,521,000				\$1,521,000
								<i>Tgt. letting 3/4/2016.</i>
07-14-0009	Park Forest	Bicycle Lanes and Way-Finding Signs on Lakewood Blv, Indianwood Blv, Orchard Dr and Blackhawk Dr	CONST	\$94,454	\$8,586	C		\$103,040
								<i>Tgt. letting 1/15/2016.</i>
07-14-0009	Park Forest	Bicycle Lanes and Way-Finding Signs on Lakewood Blv, Indianwood Blv, Orchard Dr and Blackhawk Dr	IMP	\$5,000				\$5,000
07-14-0010	Park Forest	Install CNG Facilities in Park Forest and Homewood; Purchase CNG Refuse Haulers	IMP	\$405,000				\$405,000
02-06-0035	Skokie	Gross Point Rd from Old Orchard Rd to Golf Rd	ENG2	\$32,000				\$32,000

\*Increase, Withdrawal and Obligation codes can be found at the end of this report.

*Lines highlighted and shown in italics represent line item status as of prior PSC meeting.*

10/29/2015 11:20:06 AM

TIP ID	Sponsor	Brief Description	Phase	CMAQ \$ (Fed)	Increases*	Withdrawals*	Obligations*	Balance
02-12-0004	Skokie	Old Orchard Rd from Skokie Blv to Gross Point Rd	CONST	\$428,000				\$428,000
<i>ROW in progress. Tgt. letting Jan 2016</i>								
52 line items in 2016 totalling:				\$92,493,785	\$4,099,545	\$6,394,000		\$90,199,330
<b>2017</b>								
01-12-0004	CDOT	Chicago Area Alternative Fuel Deployment Project, Phase 2	IMP	\$10,400,000				\$10,400,000
01-94-0092	CDOT	BIKE FAC-CHICAGO-STREETS FOR CYCLING/BIKE 2015 Plan Implementation	IMP	\$5,600,000				\$5,600,000
03-11-0020	Cook County DOTH	Lake Cook Rd at 3 IBuffalo Grove Rd, Weiland Rd and IL 83/McHenry Rd.	CONST	\$5,113,000				\$5,113,000
03-96-0021	Cook County DOTH	Elmhurst Rd and Touhy Av/IL 72	CONST	\$11,450,000				\$11,450,000
08-12-0004	DuPage County DOT	55th St/CH 35 from Dunham Rd to Clarendon Hills Rd and 55th St at Main St	CONST	\$1,120,000	\$1,970,000	C		\$3,090,000
<i>Tgt. letting 9/1/2017.</i>								
03-14-0004	IDOT	Cumberland Circle Improvement at Golf Rd/State St/Wolf Rd/Broadway St	CONST	\$2,800,000				\$2,800,000
13-14-0002	IEPA	Indiana Harbor Belt Railroad Locomotive Fuel Conversion	IMP	\$12,262,966				\$12,262,966
11-03-0018	McHenry County DOT	Randall Rd at Algonquin Rd Intersection Improvement and Signal Interconnect	CONST	\$10,583,000		C		\$10,583,000
<i>Target letting date: 1/2017</i>								
18-14-0002	Metra	Repower F40PHM Locomotives	ENG	\$160,000				\$160,000
18-14-0002	Metra	Repower F40PHM Locomotives	IMP	\$3,840,000				\$3,840,000
17-12-0001	Pace	I-90 Corridor Enhanced Markets	IMP	\$10,360,350				\$10,360,350
06-06-0061	Palos Heights	Cal Sag Greenway Bike Trail from IL 83 to 127th St	CONST	\$1,823,000				\$1,823,000
<i>Tgt. Sept. 2017 letting.</i>								

\*Increase, Withdrawal and Obligation codes can be found at the end of this report.

*Lines highlighted and shown in italics represent line item status as of prior PSC meeting.*

10/29/2015 11:20:07 AM

TIP ID	Sponsor	Brief Description	Phase	CMAQ \$ (Fed)	Increases*	Withdrawals*	Obligations*	Balance
07-14-0010	Park Forest	Install CNG Facilities in Park Forest and Homewood; Purchase CNG Refuse Haulers	IMP	\$415,000				\$415,000
02-06-0035	Skokie	Gross Point Rd from Old Orchard Rd to Golf Rd	CONST	\$446,000				\$446,000
02-14-0003	Skokie	Church St Bike Lane from Linder Av to McCormick Blv	ENG2	\$32,000				\$32,000
12-12-0003	Will County Department of Highways	Bell Rd/CH 16 at 143rd St/CH 37	CONST	\$10,384,000				\$10,384,000
<i>Pre-finals complete but not submitted due to ROW issue. Tgt. letting 7/1/2017.</i>								
16 line items in 2017 totalling:				\$86,789,316	\$1,970,000			\$88,759,316
<b>2018</b>								
09-16-0002	Aurora	Edgelawn Dr Bikeway Project	ENG2	\$26,870				\$26,870
09-16-0002	Aurora	Edgelawn Dr Bikeway Project	CONST	\$295,570				\$295,570
09-16-0003	Aurora	Montgomery Rd Multi-use Path	ENG2	\$35,839				\$35,839
09-16-0003	Aurora	Montgomery Rd Multi-use Path	CONST	\$394,229				\$394,229
09-16-0004	Aurora	Aurora Transportation Center (ATC) Enhancements	ENG2	\$598,071				\$598,071
08-11-0017	Bensenville	Church Rd from Jefferson St to Grand Av	CONST	\$789,600				\$789,600
08-16-0001	Bensenville	IL 83 from Bryn Mawr Av to Foster Av	ENG2	\$32,000				\$32,000
05-16-0001	Berwyn	16st St from Harlem Av to Ridgeland Av	ENG1	\$59,600				\$59,600
08-16-0002	Clarendon Hills	Burlington Av Metra Station Bicycle Parking Shelter	ENG2	\$4,400				\$4,400

\*Increase, Withdrawal and Obligation codes can be found at the end of this report.

*Lines highlighted and shown in italics represent line item status as of prior PSC meeting.*

10/29/2015 11:20:08 AM

TIP ID	Sponsor	Brief Description	Phase	CMAQ \$ (Fed)	Increases*	Withdrawals*	Obligations*	Balance
03-96-0021	Cook County DOTH	I-294 at IL 64/North Av	ROW	\$3,352,800				\$3,352,800
03-96-0021	Cook County DOTH	Touhy Av and UPRR	CONST	\$23,289,000				\$23,289,000
16-10-9001	CTA	Red and Purple Line Modernization	ENG2	\$25,000,000				\$25,000,000
09-10-0024	Geneva	IL 38/E State St from IL 25/Bennett St to Kirk Rd	ROW	\$48,000				\$48,000
09-10-0024	Geneva	IL 38/E State St from IL 25/Bennett St to Kirk Rd	ROW	\$216,000				\$216,000
01-16-0003	IDOT	Ramp Metering I-55 Expansion and Dan Ryan Enhancement	ENG2	\$281,600				\$281,600
02-16-0007	IDOT	Willow Rd at Pfingsten Rd	ROW	\$204,000				\$204,000
06-16-0001	IDOT	Wolf Rd from 153rd St to 159th St	CONST	\$111,200				\$111,200
10-14-0021	IDOT	IL 176 at Roberts Rd	ROW	\$80,000				\$80,000
10-16-0003	IDOT	US45/Lake St from Rollins Rd to Dada Dr/Grant Av	CONST	\$85,600				\$85,600
15-16-0004	IDOT	Edens Expressway/I-94 Bus on Shoulder	CONST	\$7,899,440				\$7,899,440
15-16-0004	IDOT	Edens Expressway/I-94 Bus on Shoulder	IMP	\$2,092,755				\$2,092,755
13-14-0001	IEPA	Chicago Area Green Fleet Grant Program	IMP	\$3,000,000				\$3,000,000
13-14-0002	IEPA	Indiana Harbor Belt Railroad Locomotive Fuel Conversion	IMP	\$11,586,750				\$11,586,750
09-96-0017	Kane County DOT	Longmeadow Road Bike Path Extensions	CONST	\$1,400,023				\$1,400,023
10-16-0002	Lake County	Butterfield Rd from Allanson Rd to Buckley Rd/Peterson Rd	CONST	\$739,690				\$739,690

\*Increase, Withdrawal and Obligation codes can be found at the end of this report.

*Lines highlighted and shown in italics represent line item status as of prior PSC meeting.*

10/29/2015 11:20:09 AM

TIP ID	Sponsor	Brief Description	Phase	CMAQ \$ (Fed)	Increases*	Withdrawals*	Obligations*	Balance
10-16-0005	Lake County	Sunset Av/Golf Rd/Greenwood Av from McAree Rd to IL 137/Sheridan Rd	ROW	\$80,000				\$80,000
10-00-0117	Lake County DOT	IL 134 and Fairfield Rd	ROW	\$256,000				\$256,000
10-16-0001	Mundelein	Maple Av Bike Path	ENG2	\$36,000				\$36,000
10-16-0006	Mundelein	McKinley Av Commuter Bridge over CN RR at Mundelein Metra Station	ENG2	\$320,000				\$320,000
17-12-0001	Pace	I-90 Corridor Enhanced Markets	IMP	\$9,390,621				\$9,390,621
17-94-0002	Pace	VIP Vanpool Program	IMP	\$4,096,000				\$4,096,000
07-14-0010	Park Forest	Install CNG Facilities in Park Forest and Homewood; Purchase CNG Refuse Haulers	IMP	\$421,000				\$421,000
07-14-0010	Park Forest	Install CNG Facilities in Park Forest and Homewood; Purchase CNG Refuse Haulers	IMP	\$430,000				\$430,000
05-16-0002	Riverside	Central Business District Bike Parking	CONST	\$48,400				\$48,400
04-16-0001	Rosemont	Rosemont CTA Station Pedestrian Crossing: River Rd at I-190	CONST	\$527,206				\$527,206
13-16-0002	RTA	Access to Transit Group	ENG2	\$289,660				\$289,660
13-16-0002	RTA	Access to Transit Group	CONST	\$56,000				\$56,000
07-16-0001	Sauk Village	Sauk Trail/Cottage Grove Av Bike Path Improvements	ENG1	\$124,800				\$124,800
03-03-0102	Schaumburg	IL 62/Algonquin Rd at Meacham Rd	ROW	\$360,000				\$360,000
03-16-0001	Schaumburg	Schaumburg Metra Station Bike Racks and Lockers	IMP	\$42,000				\$42,000

\*Increase, Withdrawal and Obligation codes can be found at the end of this report.

*Lines highlighted and shown in italics represent line item status as of prior PSC meeting.*

10/29/2015 11:20:10 AM

TIP ID	Sponsor	Brief Description	Phase	CMAQ \$ (Fed)	Increases*	Withdrawals*	Obligations*	Balance
02-14-0003	Skokie	Church St Bike Lane from Linder Av to McCormick Blv	CONST	\$440,000				\$440,000
41 line items in 2018 totalling:				\$98,540,724				\$98,540,724
2019								
09-16-0001	Aurora	Indian Trail Rd from IL25/Aurora Av to Pensbury Ln	CONST	\$905,607				\$905,607
09-16-0004	Aurora	Aurora Transportation Center (ATC) Enhancements	CONST	\$8,027,911				\$8,027,911
08-16-0001	Bensenville	IL 83 from Bryn Mawr Av to Foster Av	CONST	\$267,738				\$267,738
01-06-0058	CDOT	71st St and CSX Grade Separation (GS19)	ENG2	\$900,000				\$900,000
08-16-0002	Clarendon Hills	Burlington Av Metra Station Bicycle Parking Shelter	CONST	\$39,760				\$39,760
03-96-0021	Cook County DOTH	I-294 at IL 64/North Av	CONST	\$26,117,074				\$26,117,074
16-13-0005	CTA	Ashland Av Transit Signal Priority and Signal Modernization	CONST	\$8,890,857				\$8,890,857
02-06-0034	Evanston	Green Bay Rd Corridor Improvements	CONST	\$1,920,000				\$1,920,000
09-10-0024	Geneva	IL 38/E State St from IL 25/Bennett St to Kirk Rd	CONST	\$404,550				\$404,550
09-10-0024	Geneva	IL 38/E State St from IL 25/Bennett St to Kirk Rd	CONST	\$3,867,068				\$3,867,068
01-16-0003	IDOT	Ramp Metering I-55 Expansion and Dan Ryan Enhancement	CONST	\$2,816,000				\$2,816,000
02-16-0006	IDOT	Golf Rd at Harms Rd	CONST	\$660,000				\$660,000
02-16-0007	IDOT	Willow Rd at Pfingsten Rd	CONST	\$800,400				\$800,400
03-96-0004	IDOT	I-90 from Cumberland Av to Harlem Av	CONST	\$9,100,000				\$9,100,000

\*Increase, Withdrawal and Obligation codes can be found at the end of this report.

*Lines highlighted and shown in italics represent line item status as of prior PSC meeting.*

10/29/2015 11:20:11 AM



TIP ID	Sponsor	Brief Description	Phase	CMAQ \$ (Fed)	Increases*	Withdrawals*	Obligations*	Balance
10-14-0021	IDOT	IL 176 at Roberts Rd	CONST	\$780,000				\$780,000
13-14-0001	IEPA	Chicago Area Green Fleet Grant Program	IMP	\$4,000,000				\$4,000,000
13-16-0001	IEPA	Railserve\Ingredion Switcher Locomotive Engine Replacement	IMP	\$2,692,300				\$2,692,300
10-16-0004	Lake County	US 12/Rand Rd from IL 176 Ramps to Miller Rd	CONST	\$1,836,960				\$1,836,960
10-16-0005	Lake County	Sunset Av/Golf Rd/Greenwood Av from McAree Rd to IL 137/Sheridan Rd	CONST	\$1,428,320				\$1,428,320
10-00-0117	Lake County DOT	IL 134 and Fairfield Rd	CONST	\$443,000				\$443,000
10-16-0001	Mundelein	Maple Av Bike Path	CONST	\$938,500				\$938,500
10-16-0006	Mundelein	McKinley Av Commuter Bridge over CN RR at Mundelein Metra Station	CONST	\$1,360,000				\$1,360,000
17-12-0001	Pace	I-90 Corridor Enhanced Markets	IMP	\$10,329,683				\$10,329,683
17-94-0002	Pace	VIP Vanpool Program	IMP	\$7,520,000				\$7,520,000
13-16-0002	RTA	Access to Transit Group	CONST	\$3,875,732				\$3,875,732
03-03-0102	Schaumburg	IL 62/Algonquin Rd at Meacham Rd	CONST	\$2,320,000				\$2,320,000
03-14-0017	Schaumburg	Woodfield Rd at IL 53	CONST	\$2,106,000				\$2,106,000
02-97-0006	Skokie	Old Orchard Rd from Edens Ewy to Skokie Blv	ROW	\$176,000				\$176,000
<b>28 line items in 2019 totalling:</b>				<b>\$104,523,460</b>				<b>\$104,523,460</b>
<b>2020</b>								
16-10-9001	CTA	Red and Purple Line Modernization	CONST	\$100,000,000				\$100,000,000

\*Increase, Withdrawal and Obligation codes can be found at the end of this report.

*Lines highlighted and shown in italics represent line item status as of prior PSC meeting.*

10/29/2015 11:20:13 AM

TIP ID	Sponsor	Brief Description	Phase	CMAQ \$ (Fed)	Increases*	Withdrawals*	Obligations*	Balance
02-97-0006	Skokie	Old Orchard Rd from Edens Ewy to Skokie Blv	CONST	\$6,986,000				\$6,986,000
<b>2 line items in 2020 totalling:</b>				<b>\$106,986,000</b>				<b>\$106,986,000</b>
<b>202 line items in 2015 - 2020 totalling:</b>				<b>\$645,471,525</b>	<b>\$31,576,407</b>	<b>\$38,579,162</b>	<b>\$118,844,783</b>	<b>\$519,623,987</b>

Increase Codes

C - Committee  
I - Internal  
R - Reinstated  
T - Transfer

Withdrawal Codes

C - Project Complete  
D - Phase Deferred  
O - Obligation Remainder  
S - Sponsor Request  
T - Phase Transfer  
U - Unknown (predates tracking)  
X - Project Transfer

Obligation Codes

F - Final Voucher/FTA Grant Closed  
M - Modified Project Agreement  
O - Obligated

\*Increase, Withdrawal and Obligation codes can be found at the end of this report.

*Lines highlighted and shown in italics represent line item status as of prior PSC meeting.*

10/29/2015 11:20:13 AM



# Chicago Metropolitan Agency for Planning

## CMAQ Program Summary - Deferred Projects

Includes obligations through 9/25/15

TIP ID	Sponsor	Brief Description	Phase	Net CMAQ \$ (Fed)	Fund Status	Obligations*	Active Balance in Program	Deferred Funds Not Programmed
<b>2000</b>								
11-96-0007	McHenry County Conservation District	BIKE FAC-MCHENRY CONSERVATION DISTRICT-WOODSTOCK CRYSTAL LAKE BIKEWAY	ENG1	\$219,040	Sub. Phase Def.	\$219,256 F	(\$216)	\$0
<b>1 line items in 2000 totalling:</b>				<b>\$219,040</b>		<b>\$219,256</b>	<b>(\$216)</b>	<b>\$0</b>
<b>2002</b>								
01-01-0011	CDOT	CDOT-New Resident/Student Bike Marketing Program	ENG	\$119,085	Sub. Phase Def.	\$119,085 F	\$0	\$0
01-97-0086	CDOT	CDOT-Near West Side Signal Interconnect	ENG	\$0	Sub. Phase Def.		\$0	\$0
01-98-0080	CDOT	CDOT Peterson Ave from Cicero to Ridge Signal Interconnect	ENG1	\$189,618	Sub. Phase Def.	\$174,160 M	\$15,458	\$0
10-02-0007	Lake County DOT	Lake Zurich-US 12/Rand Road at Ela Road	ENG1	\$42,617	Sub. Phase Def.	\$42,721 F	(\$104)	\$0
<b>4 line items in 2002 totalling:</b>				<b>\$351,320</b>		<b>\$335,966</b>	<b>\$15,354</b>	<b>\$0</b>
<b>2003</b>								
01-01-0011	CDOT	CDOT-New Resident/Student Bike Marketing Program	ENG	\$120,000	Sub. Phase Def.	\$120,040 F	(\$40)	\$0
07-01-0004	Chicago Heights	City of Chicago Heights-Old Plank Road Trail Extension from Western to Euclid	ENG1	\$57,550	Sub. Phase Def.	\$57,750 M	(\$200)	\$0
<b>2 line items in 2003 totalling:</b>				<b>\$177,550</b>		<b>\$177,790</b>	<b>(\$240)</b>	<b>\$0</b>

\*Obligation codes can be found at the end of this report.

*Lines highlighted and shown in italics represent line item status as of prior PSC meeting.*

10/29/2015 11:21:18 AM

TIP ID	Sponsor	Brief Description	Phase	Net CMAQ \$ (Fed)	Fund Status	Obligations*	Active Balance in Program	Deferred Funds Not Programmed
<b>2005</b>								
01-05-0001	CDOT	Safe Routes to School Program - Citywide	ENG1	\$111,249	Sub. Phase Def.	\$111,249 F	\$0	\$0
<b>1 line items in 2005 totalling:</b>				<b>\$111,249</b>		<b>\$111,249</b>	<b>\$0</b>	<b>\$0</b>
<b>2006</b>								
01-04-0002	CDOT	35th St Bicycle-Pedestrian Bridge	ENG1	\$829,322	Sub. Phase Def.	\$829,322 M	\$0	\$0
<b>1 line items in 2006 totalling:</b>				<b>\$829,322</b>		<b>\$829,322</b>	<b>\$0</b>	<b>\$0</b>
<b>2007</b>								
01-02-0027	CDOT	Cicero Ave Smart Corridor	ENG2	\$0	Sub. Phase Def.		\$0	\$0
01-06-0002	CDOT	43rd St Bicycle-Pedestrian Bridge	ENG1	\$563,422	Sub. Phase Def.	\$563,422 M	\$0	\$0
10-06-0003	Deerfield	Deerfield Rd Sidewalk	ENG2	\$33,745	Sub. Phase Def.	\$33,744 M	\$1	\$0
			<i>ENG2</i>	<i>\$15,485</i>	<i>Sub. Phase Def.</i>	<i>\$33,744</i>	<i>(\$18,259)</i>	<i>\$0</i>
07-06-0058	FPD of Cook County	Thorn Creek Bicycle Trail Completion	ENG1	\$371,724	Sub. Phase Def.	\$371,724 F	\$0	\$0
11-06-0032	McHenry	Miller Rd/Bull Valley Rd at N. Front St and Green St	ENG1	\$80,158	Sub. Phase Def.	\$80,158 F	\$0	\$0
10-06-0065	Waukegan	Waukegan/North Chicago Lake Front Bike Path	ENG2	\$88,000	Sub. Phase Def.	\$88,000 O	\$0	\$0
<b>6 line items in 2007 totalling:</b>				<b>\$1,137,049</b>		<b>\$1,137,048</b>	<b>\$1</b>	<b>\$0</b>
<b>2008</b>								
09-08-0005	Carpentersville	IL 31 at Huntley Rd	ENG1	\$237,600	Sub. Phase Def.	\$237,025 O	\$575	\$0
01-01-0011	CDOT	CDOT-New Resident/Student Bike Marketing Program	IMP	\$174,600	Sub. Phase Def.	\$174,600 O	\$0	\$0

\*Obligation codes can be found at the end of this report.

*Lines highlighted and shown in italics represent line item status as of prior PSC meeting.*

10/29/2015 11:21:19 AM

TIP ID	Sponsor	Brief Description	Phase	Net CMAQ \$ (Fed)	Fund Status	Obligations*	Active Balance in Program	Deferred Funds Not Programmed
01-08-0001	FPD of Cook County	North Branch Bicycle Trail Extension (East Segment)	ENG1	\$359,000	Sub. Phase Def.	\$352,562 O	\$6,438	\$0
10-00-0128	Lake County DOT	Roberts Rd at River Rd	ENG1	\$217,300	Sub. Phase Def.	\$217,300 F	\$0	\$0
11-06-0032	McHenry	Miller Rd/Bull Valley Rd at N. Front St and Green St	ENG2	\$295,800	Sub. Phase Def.	\$273,176 M	\$22,624	\$0
04-08-0001	Melrose Park	North Ave Commuter Bicycle Path from Mannheim Rd to Riverwoods Dr	ENG1	\$55,835	Sub. Phase Def.	\$55,835 O	\$0	\$0
06-06-0061	Palos Heights	Cal Sag Greenway Bike Trail from IL 83 to 127th St	ENG1	\$680,000	Sub. Phase Def.	\$480,291 M	\$199,709	\$0
12-08-0003	Will County Department of Highways	Laraway Rd at Cedar Rd	ENG1	\$120,000	Sub. Phase Def.	\$120,000 O	\$0	\$0
<b>8 line items in 2008 totalling:</b>				<b>\$2,140,135</b>		<b>\$1,910,789</b>	<b>\$229,346</b>	<b>\$0</b>
<b>2009</b>								
01-97-0086	CDOT	CDOT-Near West Side Signal Interconnect	ENG	\$974,000	Sub. Phase Def.	\$916,000 M	\$58,000	\$0
09-09-0006	Elgin	Elgin Bikeway Plan Route 1 NE Quadrant	ENG2	\$101,131	Reinstated	\$101,131 F	\$0	\$0
09-09-0007	Elgin	Elgin Bikeway Plan Route 4 SW Quadrant	ENG1	\$180,099	Sub. Phase Def.	\$180,099 O	\$0	\$0
<b>3 line items in 2009 totalling:</b>				<b>\$1,255,230</b>		<b>\$1,197,230</b>	<b>\$58,000</b>	<b>\$0</b>
<b>2010</b>								
11-09-0006	Crystal Lake	Main St and Crystal Lake Ave Railroad Crossings	ENG1	\$72,000	Sub. Phase Def.	\$34,088 M	\$37,912	\$0
09-08-0003	Kane County DOT	Main St at Nelson Lake Rd	ENG1	\$80,000	Sub. Phase Def.	\$80,000 F	\$0	\$0
09-09-0010	Kane County DOT	Huntley Rd at Galligan Rd	ENG1	\$80,000	Sub. Phase Def.	\$80,000 O	\$0	\$0

\*Obligation codes can be found at the end of this report.

*Lines highlighted and shown in italics represent line item status as of prior PSC meeting.*

10/29/2015 11:21:20 AM

TIP ID	Sponsor	Brief Description	Phase	Net CMAQ \$ (Fed)	Fund Status	Obligations*	Active Balance in Program	Deferred Funds Not Programmed
09-09-0013	Kane County DOT	IL 64 from Randall Rd to Burlington Rd	ENG2	\$233,680	Sub. Phase Def.	\$233,680 F	\$0	\$0
07-08-0010	Riverdale	CSXT Barr Rail Yard Switch Engine Retrofit	IMP	\$2,925,000	Sub. Phase Def.	\$4,680,000 M	(\$1,755,000)	\$0
12-10-0001	Romeoville	135th St Metra Parking Lot	ENG1	\$340,000	Sub. Phase Def.	\$340,000 M	\$0	\$0
6 line items in 2010 totalling:				\$3,730,680		\$5,447,768	(\$1,717,088)	\$0
<b>2011</b>								
01-06-0005	CDOT	Walk to Transit - Pedestrian Improvements to Intersections near CTA Rail Stations	ENG1	\$0	Sub. Phase Def.		\$0	\$0
02-10-0001	Lincolnwood	Lincolnwood Union Pacific (UP) Rail Line/Weber Spur Bike/Multiuse Trail	ENG1	\$55,834	Sub. Phase Def.	\$55,834 F	\$0	\$0
02-10-0002	Lincolnwood	Lincolnwood Commonwealth Edison (ComEd) Utility ROW / Skokie Valley Bike/Multiuse Trail	ENG1	\$56,000	Sub. Phase Def.	\$56,000 M	\$0	\$0
11-96-0007	McHenry County Conservation District	BIKE FAC-MCHENRY CONSERVATION DISTRICT-WOODSTOCK CRYSTAL LAKE BIKEWAY	CONST	\$440,960	Sub. Phase Def.	\$242,700 F	\$198,260	\$0
4 line items in 2011 totalling:				\$552,794		\$354,534	\$198,260	\$0
<b>2012</b>								
01-02-0027	CDOT	Cicero Ave Smart Corridor	ENG	\$733,000	Sub. Phase Def.	\$497,228 M	\$235,772	\$0
01-05-0001	CDOT	Safe Routes to School Program - Citywide	ENG2	\$0	Sub. Phase Def.		\$0	\$0
01-05-0001	CDOT	Safe Routes to School Program - Citywide	ENG2	\$331,151	Sub. Phase Def.	\$298,400 O	\$32,751	\$0
01-05-0001	CDOT	Safe Routes to School Program - Citywide	IMP	\$0	Sub. Phase Def.		\$0	\$0

\*Obligation codes can be found at the end of this report.

*Lines highlighted and shown in italics represent line item status as of prior PSC meeting.*

10/29/2015 11:21:21 AM

TIP ID	Sponsor	Brief Description	Phase	Net CMAQ \$ (Fed)	Fund Status	Obligations*	Active Balance in Program	Deferred Funds Not Programmed
01-06-0005	CDOT	Walk to Transit - Pedestrian Improvements to Intersections near CTA Rail Stations	ENG2	\$75,000	Deferred		\$0	\$75,000
01-06-0005	CDOT	Walk to Transit - Pedestrian Improvements to Intersections near CTA Rail Stations	ENG2	\$320,000	Sub. Phase Def.	\$320,000 O	\$0	\$0
01-06-0005	CDOT	Walk to Transit - Pedestrian Improvements to Intersections near CTA Rail Stations	CONST	\$537,000	Deferred		\$0	\$537,000
01-08-0003	CDOT	Signal Controller Upgrade and Timing Program	ENG2	\$0	Sub. Phase Def.		\$0	\$0
01-97-0088	CDOT	87th St from Pulaski Rd to I-94/Dan Ryan Ewy	ENG1	\$200,000	Deferred		\$0	\$200,000
10-06-0003	Deerfield	Deerfield Rd Sidewalk	ROW	\$84,172	Sub. Phase Def.	\$84,172 M	\$0	\$0
07-06-0058	FPD of Cook County	Thorn Creek Bicycle Trail Completion	ENG2	\$304,400	Sub. Phase Def.	\$295,712 O	\$8,688	\$0
07-08-0002	Hazel Crest	New Commuter Parking Lot on the NW corner of 171st St at Park Ave.	ENG1	\$23,973	Sub. Phase Def.	\$23,973 O	\$0	\$0
07-09-0003	Hazel Crest	Commuter Parking along Park Av from 167th St to 171st St	ENG1	\$20,880	Sub. Phase Def.	M	\$20,880	\$0
09-08-0003	Kane County DOT	Main St at Nelson Lake Rd	ROW	\$0	Sub. Phase Def.		\$0	\$0
09-09-0010	Kane County DOT	Huntley Rd at Galligan Rd	ENG2	\$135,960	Sub. Phase Def.	\$135,960 O	\$0	\$0
09-09-0013	Kane County DOT	IL 64 from Randall Rd to Burlington Rd	CONST	\$477,882	Sub. Phase Def.	\$477,883 M	(\$1)	\$0

\*Obligation codes can be found at the end of this report.

*Lines highlighted and shown in italics represent line item status as of prior PSC meeting.*

10/29/2015 11:21:22 AM

TIP ID	Sponsor	Brief Description	Phase	Net CMAQ \$ (Fed)	Fund Status	Obligations*	Active Balance in Program	Deferred Funds Not Programmed
10-00-0128	Lake County DOT	Roberts Rd at River Rd	ROW	\$0	Sub. Phase Def.		\$0	\$0
10-00-0128	Lake County DOT	Roberts Rd at River Rd	ENG2	\$471,461	Sub. Phase Def.	\$471,461 O	\$0	\$0
04-08-0002	Northlake	Grand Ave Sidewalk from Northwest Ave to Rhodes Ave	ENG1	\$140,000	Sub. Phase Def.	\$99,737 O	\$40,263	\$0
08-05-0005	Oak Brook	Oak Brook Employment Area Distributor Service	ENG	\$50,000	Sub. Phase Def.	\$36,890 O	\$13,110	\$0
09-10-0002	Sleepy Hollow	Bike Path along Sleepy Hollow Road from Thoroughbred Lane to Dundee Township Bird Sanctuary Trail Head	ENG1	\$9,600	Sub. Phase Def.	\$9,600 F	\$0	\$0
07-10-0001	Tinley Park	183rd St at Oak Park Ave	ENG1	\$224,000	Sub. Phase Def.	\$224,000 M	\$0	\$0
12-08-0003	Will County Department of Highways	Laraway Rd at Cedar Rd	ROW	\$0	Sub. Phase Def.		\$0	\$0
23 line items in 2012 totalling:				\$4,138,479		\$2,975,016	\$351,463	\$812,000
2013								
01-01-0011	CDOT	CDOT-New Resident/Student Bike Marketing Program	IMP	\$1,186,315	Reinstated	\$1,006,372 O	\$179,943	\$0
01-01-0011	CDOT	CDOT-New Resident/Student Bike Marketing Program	IMP	\$0	Sub. Phase Def.		\$0	\$0
01-04-0002	CDOT	35th St Bicycle-Pedestrian Bridge	ENG2	\$649,637	Sub. Phase Def.	\$2,252,644 M	(\$1,603,007)	\$0
01-04-0002	CDOT	35th St Bicycle-Pedestrian Bridge	ENG2	\$0	Sub. Phase Def.		\$0	\$0
01-04-0002	CDOT	35th St Bicycle-Pedestrian Bridge	CONST	\$7,261,042	Reinstated	\$7,261,000 O	\$42	\$0

\*Obligation codes can be found at the end of this report.

*Lines highlighted and shown in italics represent line item status as of prior PSC meeting.*

10/29/2015 11:21:23 AM



TIP ID	Sponsor	Brief Description	Phase	Net CMAQ \$ (Fed)	Fund Status	Obligations*	Active Balance in Program	Deferred Funds Not Programmed
01-08-0007	CDOT	79th St from IL 50/Cicero Ave to Ashland Ave	ENG2	\$440,000	Sub. Phase Def.	\$68,636 M	\$371,364	\$0
07-01-0004	Chicago Heights	City of Chicago Heights-Old Plank Road Trail Extension from Western to Euclid	ENG2	\$65,000	Sub. Phase Def.	\$59,026 O	\$5,974	\$0
08-12-0006	DuPage County DOT	Fabyan Pkwy/Washington St at Roosevelt Rd	ENG2	\$549,000	Sub. Phase Def.	\$545,268 M	\$3,732	\$0
07-06-0058	FPD of Cook County	Thorn Creek Bicycle Trail Completion	CONST	\$4,922,400	Reinstated	\$4,661,148 M	\$261,252	\$0
12-12-0001	FPD of Will County	DuPage River Trail - Segment 5	ENG1	\$72,000	Sub. Phase Def.	\$71,833 O	\$167	\$0
09-08-0003	Kane County DOT	Main St at Nelson Lake Rd	ENG2	\$55,000	Sub. Phase Def.	\$54,446 O	\$554	\$0
09-09-0010	Kane County DOT	Huntley Rd at Galligan Rd	ROW	\$248,000	Sub. Phase Def.	\$248,000 O	\$0	\$0
10-00-0129	Lake County DOT	Hart Rd at US 14/W Northwest Hwy	ENG2	\$742,083	Sub. Phase Def.	\$742,083 O	\$0	\$0
10-02-0007	Lake County DOT	Lake Zurich-US 12/Rand Road at Ela Road	ENG2	\$86,000	Reinstated	\$86,150 O	(\$150)	\$0
02-10-0001	Lincolnwood	Lincolnwood Union Pacific (UP) Rail Line/Weber Spur Bike/Multiuse Trail	ENG2	\$52,000	Sub. Phase Def.	\$51,954 O	\$46	\$0
02-10-0002	Lincolnwood	Lincolnwood Commonwealth Edison (ComEd) Utility ROW / Skokie Valley Bike/Multiuse Trail	ENG2	\$56,000	Sub. Phase Def.	\$55,982 O	\$18	\$0
03-12-0012	Niles	Cleveland St Crosswalks from Waukegan Rd to Caldwell Av	ENG1	\$8,000	Sub. Phase Def.	\$7,996 O	\$4	\$0
04-12-0007	Northlake	Northwest Av from Grand Av to North Av	ENG1	\$57,200	Sub. Phase Def.	\$57,111 O	\$89	\$0
								<i>expected accomp 1/2019</i>

\*Obligation codes can be found at the end of this report.

*Lines highlighted and shown in italics represent line item status as of prior PSC meeting.*

10/29/2015 11:21:24 AM

TIP ID	Sponsor	Brief Description	Phase	Net CMAQ \$ (Fed)	Fund Status	Obligations*	Active Balance in Program	Deferred Funds Not Programmed
06-06-0061	Palos Heights	Cal Sag Greenway Bike Trail from IL 83 to 127th St	ROW	\$78,000	Reinstated	\$78,400 M	(\$400)	\$0
09-10-0002	Sleepy Hollow	Bike Path along Sleepy Hollow Road from Thorobred Lane to Dundee Township Bird Sanctuary Trail Head	ENG2	\$9,600	Sub. Phase Def.	\$9,600 F	\$0	\$0
09-10-0002	Sleepy Hollow	Bike Path along Sleepy Hollow Road from Thorobred Lane to Dundee Township Bird Sanctuary Trail Head	CONST	\$105,600	Reinstated	\$105,600 M	\$0	\$0
07-06-0002	University Park	Cicero Ave Shared Use Path	ENG1	\$60,000	Reinstated	\$60,000 O	\$0	\$0
12-08-0003	Will County Department of Highways	Laraway Rd at Cedar Rd	ENG2	\$0	Sub. Phase Def.		\$0	\$0
<b>23 line items in 2013 totalling:</b>				<b>\$16,702,877</b>		<b>\$17,483,249</b>	<b>(\$780,372)</b>	<b>\$0</b>
<b>2014</b>								
09-08-0005	Carpentersville	IL 31 at Huntley Rd	ENG2	\$190,400	Reinstated	\$190,400 O	\$0	\$0
01-06-0002	CDOT	43rd St Bicycle-Pedestrian Bridge	ENG2	\$868,578	Reinstated	\$687,823 O	\$104,177	\$76,578
01-09-0002	CDOT	Weber Spur Trail UPRR from Devon/Springfield to Elston/Kimberly	ENG1	\$2,880,000	Reinstated	\$2,661,614 O	\$218,386	\$0
01-09-0002	CDOT	Weber Spur Trail UPRR from Devon/Springfield to Elston/Kimberly	ENG2	\$0	Reinstated		\$0	\$0
01-09-0002	CDOT	Weber Spur Trail UPRR from Devon/Springfield to Elston/Kimberly	IMP	\$0	Sub. Phase Def.		\$0	\$0
08-12-0006	DuPage County DOT	Fabyan Pkwy/Washington St at Roosevelt Rd	ROW	\$1,137,000	Sub. Phase Def.	\$960,000 M	\$177,000	\$0
09-09-0006	Elgin	Elgin Bikeway Plan Route 1 NE Quadrant	CONST	\$418,000	Reinstated	\$380,672 O	\$37,328	\$0

\*Obligation codes can be found at the end of this report.

*Lines highlighted and shown in italics represent line item status as of prior PSC meeting.*

10/29/2015 11:21:25 AM

TIP ID	Sponsor	Brief Description	Phase	Net CMAQ \$ (Fed)	Fund Status	Obligations*	Active Balance in Program	Deferred Funds Not Programmed
01-08-0001	FPD of Cook County	North Branch Bicycle Trail Extension (East Segment)	ENG2	\$239,000	Reinstated	\$230,290 O	\$8,710	\$0
07-08-0002	Hazel Crest	New Commuter Parking Lot on the NW corner of 171st St at Park Ave.	ROW	\$0	Sub. Phase Def.		\$0	\$0
07-08-0002	Hazel Crest	New Commuter Parking Lot on the NW corner of 171st St at Park Ave.	ENG2	\$0	Sub. Phase Def.		\$0	\$0
07-08-0002	Hazel Crest	New Commuter Parking Lot on the NW corner of 171st St at Park Ave.	CONST	\$0	Sub. Phase Def.		\$0	\$0
03-12-0002	IDOT	IL 59 at W Bartlett Rd	ROW	\$432,000	Sub. Phase Def.	\$96,000 O	\$336,000	\$0
			ROW	\$96,000	Sub. Phase Def.	\$96,000	\$0	\$0
09-11-0013	Kane County	Arterial Management Center	CONST	\$854,940	Reinstated	\$855,200 M	(\$260)	\$0
10-00-0128	Lake County DOT	Roberts Rd at River Rd	CONST	\$6,858,539	Reinstated	\$5,542,524 M	\$1,316,015	\$0
10-00-0129	Lake County DOT	Hart Rd at US 14/W Northwest Hwy	ROW	\$659,000	Sub. Phase Def.	\$267,468 O	\$391,532	\$0
02-10-0001	Lincolnwood	Lincolnwood Union Pacific (UP) Rail Line/Weber Spur Bike/Multiuse Trail	ROW	\$4,724,000	Reinstated	\$1,600,000 O	\$2,384,000	\$740,000
							<i>Request for reinstatement of add'l \$2.384 million approved at 6/25 PSC.</i>	
02-12-0003	Lincolnwood	Touhy Av Overpass (Skokie Valley Bike Trail)	ENG1	\$158,520	Sub. Phase Def.	\$156,536 M	\$1,984	\$0
			ENG1	\$158,520	Sub. Phase Def.	\$135,357	\$23,163	\$0
10-13-0015	North Chicago	N Chicago Lakefront Bike Path	ENG1	\$17,795	Sub. Phase Def.	\$17,796 O	(\$1)	\$0

\*Obligation codes can be found at the end of this report.

*Lines highlighted and shown in italics represent line item status as of prior PSC meeting.*

10/29/2015 11:21:26 AM

TIP ID	Sponsor	Brief Description	Phase	Net CMAQ \$ (Fed)	Fund Status	Obligations*	Active Balance in Program	Deferred Funds Not Programmed
04-12-0005	Oak Park	Bike Parking along North Blv from Marion St to Forest Av and at Parking Lots at the CTA Oak Park Blue Line Station	ENG2	\$40,000	Sub. Phase Def.	\$39,996 O	\$4	\$0
<i>Potential for de-obligation. Sponsor using local funds to accelerate phase.</i>								
04-12-0005	Oak Park	Bike Parking along North Blv from Marion St to Forest Av and at Parking Lots at the CTA Oak Park Blue Line Station	ENG2	\$0	Sub. Phase Def.		\$0	\$0
06-06-0061	Palos Heights	Cal Sag Greenway Bike Trail from IL 83 to 127th St	ENG2	\$440,000	Reinstated	\$439,901 O	\$99	\$0
06-06-0061	Palos Heights	Cal Sag Greenway Bike Trail from IL 83 to 127th St	CONST	\$138,000	Reinstated	\$108,000 O	\$30,000	\$0
06-06-0061	Palos Heights	Cal Sag Greenway Bike Trail from IL 83 to 127th St	CONST	\$326,000	Reinstated	\$189,600 O	\$136,400	\$0
07-10-0001	Tinley Park	183rd St at Oak Park Ave	ENG2	\$144,000	Sub. Phase Def.	\$144,000 O	\$0	\$0
<i>Reinstatement request on 11/5/15 agenda.</i>								
07-96-0003	University Park	University Parkway Bike Facility and Intersection Improvement at Governors Highway	CONST	\$1,660,000	Reinstated	\$1,660,000 O	\$0	\$0
07-96-0003	University Park	University Parkway Bike Facility and Intersection Improvement at Governors Highway	CONST	\$0	Sub. Phase Def.		\$0	\$0
10-06-0065	Waukegan	Waukegan/North Chicago Lake Front Bike Path	CONST	\$0	Sub. Phase Def.		\$0	\$0
08-12-0008	Wheaton	Sign the Wheaton Bicycle Network	ENG2	\$14,400	Sub. Phase Def.	\$10,879 O	\$3,521	\$0
<b>28 line items in 2014 totalling:</b>				<b>\$22,200,172</b>		<b>\$16,238,699</b>	<b>\$5,144,895</b>	<b>\$816,578</b>
<b>2015</b>								
09-08-0005	Carpentersville	IL 31 at Huntley Rd	ROW	\$0	Sub. Phase Def.		\$0	\$0
			ROW	\$260,000	Deferred		\$0	\$260,000

\*Obligation codes can be found at the end of this report.

*Lines highlighted and shown in italics represent line item status as of prior PSC meeting.*

10/29/2015 11:21:27 AM

TIP ID	Sponsor	Brief Description	Phase	Net CMAQ \$ (Fed)	Fund Status	Obligations*	Active Balance in Program	Deferred Funds Not Programmed
01-05-0001	CDOT	Safe Routes to School Program - Citywide	CONST	\$0	Sub. Phase Def.		\$0	\$0
<i>This line combined with High Schools line.</i>								
01-06-0005	CDOT	Walk to Transit - Pedestrian Improvements to Intersections near CTA Rail Stations	ENG1	\$188,000	Sub. Phase Def.		\$188,000	\$0
<i>Combined ENG1/ENG2 IPA and agreements targeted for submission to IDOT by 9/30/15. Phase sunsets 9/30/15, therefore will be deferred on that date. Funds will not be withdrawn.</i>								
01-06-0005	CDOT	Walk to Transit - Pedestrian Improvements to Intersections near CTA Rail Stations	ENG2	\$372,000	Sub. Phase Def.		\$372,000	\$0
<i>Combined ENG1/ENG2 IPA and agreements targeted for submission to IDOT by 9/30/15. Phase sunsets 9/30/15, therefore will be deferred on that date. Funds will not be withdrawn.</i>								
07-01-0004	Chicago Heights	City of Chicago Heights-Old Plank Road Trail Extension from Western to Euclid	CONST	\$1,010,400	Reinstated	\$824,697 M	\$185,703	\$0
<i>Withdrawn from March letting. Tgt. 4/24/15 letting. Remainder withdrawn: \$278,050. 80% of low bid: \$714,297.</i>								
			CONST	\$1,010,400	Reinstated	\$910,400	\$100,000	\$0
05-09-0002	Cicero	Cicero Rail Yard Switch Engine Retrofit	IMP	\$1,820,000	Deferred		\$0	\$1,820,000
<i>Buy America waiver received. Final contract negotiations on-going (IDOT has signed, BNSF has not). Antic. Auth. 9/2015. Reinstatement request needed.</i>								
08-12-0006	DuPage County DOT	Fabyan Pkwy/Washington St at Roosevelt Rd	CONST	\$8,302,000	Reinstated	\$8,300,160 M	\$1,840	\$0
<i>Let 1/30/2015.</i>								
01-08-0001	FPD of Cook County	North Branch Bicycle Trail Extension (East Segment)	CONST	\$5,792,000	Reinstated	\$5,792,000 O	\$0	\$0
<i>Split into two sections, one funded with TAP-L. Both will be re-let, transfer of funds pending 11/5/15 meeting to rework PHII eng.</i>								
01-08-0001	FPD of Cook County	North Branch Bicycle Trail Extension (East Segment)	CONST	\$0	Sub. Phase Def.	\$0 O	\$0	\$0
<i>Combined with other Construction line item to match executed agreement (1/25/15).</i>								

\*Obligation codes can be found at the end of this report.

*Lines highlighted and shown in italics represent line item status as of prior PSC meeting.*

10/29/2015 11:21:27 AM

TIP ID	Sponsor	Brief Description	Phase	Net CMAQ \$ (Fed)	Fund Status	Obligations*	Active Balance in Program	Deferred Funds Not Programmed
12-12-0001	FPD of Will County	DuPage River Trail - Segment 5	ENG2	\$68,000	Reinstated	\$67,918 O	\$82	\$0
12-12-0001	FPD of Will County	DuPage River Trail - Segment 5	CONST	\$0	Sub. Phase Def.	\$1,232,000 O	\$0	(\$1,232,000)
						<i>Tgt 11/6/15 letting. Cost increase pending 11/5/15 meeting.</i>		
			CONST	\$1,232,000	Deferred		\$0	\$1,232,000
04-11-0009	Hillside	Butterfield Rd from Wolf Rd to Mannheim Rd	ROW	\$640,000	Sub. Phase Def.		\$640,000	\$0
						<i>PDR to IDOT 3/2015, ENG2 (STP-L funds) antic. end of May. ROW antic. 8/2015 auth. Const was vountarily deferred.</i>		
03-12-0002	IDOT	IL 59 at W Bartlett Rd	CONST	\$2,640,000	Reinstated		\$2,640,000	\$0
						<i>Needs to be deferred in CMAQ DB due to scope change approved 9/3/15</i>		
			CONST	\$800,000	Reinstated		\$800,000	\$0
09-08-0003	Kane County DOT	Main St at Nelson Lake Rd	CONST	\$700,436	Reinstated	\$584,773 M	\$115,663	\$0
						<i>3/6/15 letting. Item 200. 80% of low bid: \$512,337. Ob. remainder of \$419,564 withdrawn 3/24/15.</i>		
10-02-0007	Lake County DOT	Lake Zurich-US 12/Rand Road at Ela Road	CONST	\$694,183	Reinstated	\$694,222 O	(\$39)	\$0
						<i>Tgt. letting April 24, 2015. Sponsor change 2/2/15 from Lake Zurich to Lake County DOT. 80% of low bid: \$934,837.</i>		
10-02-0007	Lake County DOT	Lake Zurich-US 12/Rand Road at Ela Road	CONST	\$0	Sub. Phase Def.		\$0	\$0
						<i>This line consolidated with above for obligation tracking.</i>		
11-06-0032	McHenry	Miller Rd/Bull Valley Rd at N. Front St and Green St	CONST	\$1,556,440	Reinstated	\$1,556,200 O	\$240	\$0
						<i>Let 1/30/2015.</i>		
11-96-0007	McHenry County Conservation District	BIKE FAC-MCHENRY CONSERVATION DISTRICT-WOODSTOCK CRYSTAL LAKE BIKEWAY	ENG2	\$200,000	Sub. Phase Def.		\$200,000	\$0

\*Obligation codes can be found at the end of this report.

*Lines highlighted and shown in italics represent line item status as of prior PSC meeting.*

10/29/2015 11:21:28 AM

TIP ID	Sponsor	Brief Description	Phase	Net CMAQ \$ (Fed)	Fund Status	Obligations*	Active Balance in Program	Deferred Funds Not Programmed
04-08-0001	Melrose Park	North Ave Commuter Bicycle Path from Mannheim Rd to Riverwoods Dr	ENG2	\$109,600	Reinstated	\$109,314 O	\$286	\$0
<i>Est. draft PS&amp;E 3/6/15</i>								
04-08-0001	Melrose Park	North Ave Commuter Bicycle Path from Mannheim Rd to Riverwoods Dr	CONST	\$1,540,000	Reinstated	\$1,540,000 M	\$0	\$0
<i>Tgt. 11/6/15 letting.</i>								
			CONST	\$1,540,000	Reinstated		\$1,540,000	\$0
04-08-0002	Northlake	Grand Ave Sidewalk from Northwest Ave to Rhodes Ave	ENG2	\$140,000	Reinstated	\$140,000 O	\$0	\$0
<i>est accomp: 4/2016</i>								
04-12-0001	Oak Park	Madison St from Home Av to Lombard Av	ENG1	\$0	Sub. Phase Def.		\$0	\$0
<i>Project withdrawn by sponsor 7/2015.</i>								
04-12-0005	Oak Park	Bike Parking along North Blv from Marion St to Forest Av and at Parking Lots at the CTA Oak Park Blue Line Station	CONST	\$0	Sub. Phase Def.		\$0	\$0
07-08-0010	Riverdale	CSXT Barr Rail Yard Switch Engine Retrofit	IMP	\$1,712,520	Reinstated		\$1,712,520	\$0
<i>Funds to be added to FFY 2010 authorization via MPA.</i>								
12-10-0001	Romeoville	135th St Metra Parking Lot	ENG2	\$440,000	Reinstated	\$437,082 O	\$2,918	\$0
<i>Authorized 2/10/2015. ant accomp: 1/2016</i>								
04-00-0010	Schiller Park	Des Plaines River Rd Continuous Left Turn Lane from River St to Winona	ENG2	\$24,000	Deferred		\$0	\$24,000
<i>No May 2015 Status Update received.</i>								
07-10-0001	Tinley Park	183rd St at Oak Park Ave	ROW	\$240,000	Deferred		\$0	\$240,000
<i>Plats &amp; legals under review by IDOT. Antic. Auth. 8/2015.</i>								
10-06-0065	Waukegan	Waukegan/North Chicago Lake Front Bike Path	ENG1	\$165,140	Sub. Phase Def.		\$165,140	\$0
<i>Est. DA: 11/2015. Working with IDOT to re-open in FMIS.</i>								

\*Obligation codes can be found at the end of this report.

*Lines highlighted and shown in italics represent line item status as of prior PSC meeting.*

10/29/2015 11:21:29 AM

TIP ID	Sponsor	Brief Description	Phase	Net CMAQ \$ (Fed)	Fund Status	Obligations*	Active Balance in Program	Deferred Funds Not Programmed
12-08-0003	Will County Department of Highways	Laraway Rd at Cedar Rd	CONST	\$3,153,600	Deferred		\$0	\$3,153,600
<i>Plans at 95%, review appraisals by mid-April. Tgt. 1/2016 letting.</i>								
29 line items in 2015 totalling:				\$31,508,319		\$21,278,366	\$6,224,353	\$4,005,600
<b>2016</b>								
07-12-0004	Burnham	Burnham Greenway Trail from State St to Brainard and Burnham	CONST	\$3,161,600	Deferred		\$0	\$3,161,600
<i>Tgt. letting 3/4/2016. Reinstatement request needed in Jan 2016.</i>								
01-01-0011	CDOT	CDOT-New Resident/Student Bike Marketing Program	IMP	\$2,000,000	Deferred		\$0	\$2,000,000
<i>Final plans and construction IPA to be submitted by the end of 2015. Tgt. 2016 auth.</i>								
01-02-0027	CDOT	Cicero Ave Smart Corridor	CONST	\$2,187,000	Reinstated		\$2,187,000	\$0
<i>Antic. Auth. 4/2016. Final PS&amp;E est. to IDOT 11/15/15.</i>								
01-03-0002	CDOT	Stony Island Ave from Midway Plaisance to US 12/US 20/95th St	CONST	\$4,032,000	Deferred		\$0	\$4,032,000
01-03-0019	CDOT	Lakefront Trail Expansion, Ardmore Ave to Sheridan Rd	ENG1	\$300,000	Deferred		\$0	\$300,000
01-05-0001	CDOT	Safe Routes to School Program - Citywide	CONST	\$1,321,600	Deferred		\$0	\$1,321,600
<i>Antic. auth. 12/2015. Tgt. 3/1/2016 local letting.</i>								
01-06-0004	CDOT	Walk Chicago-Pedestrian Encouragement Program	IMP	\$160,000	Deferred		\$0	\$160,000
<i>RFP closed. Negotiations with selected vendor are underway. IDOT sent an -AC notice on 6/5/15, however reinstatement has not been requested. Antic. auth. 11/2015</i>								
01-06-0005	CDOT	Walk to Transit - Pedestrian Improvements to Intersections near CTA Rail Stations	CONST	\$0	Sub. Phase Def.		\$0	\$0
<i>Final plans and construction IPA estimated to be submitted to IDOT by 9/30/15.</i>								
			CONST	\$688,000	Deferred		\$0	\$688,000

\*Obligation codes can be found at the end of this report.

*Lines highlighted and shown in italics represent line item status as of prior PSC meeting.*

10/29/2015 11:21:29 AM



TIP ID	Sponsor	Brief Description	Phase	Net CMAQ \$ (Fed)	Fund Status	Obligations*	Active Balance in Program	Deferred Funds Not Programmed
01-06-0074	CDOT	Chicago Diesel Fleet Retrofit Project	IMP	\$1,739,000	Deferred		\$0	\$1,739,000
01-06-0074	CDOT	Chicago Diesel Fleet Retrofit Project	IMP	\$672,800	Deferred		\$0	\$672,800
01-06-0074	CDOT	Chicago Diesel Fleet Retrofit Project	IMP	\$1,118,000	Deferred		\$0	\$1,118,000
01-08-0003	CDOT	Signal Controller Upgrade and Timing Program	IMP	\$1,920,000	Reinstated		\$1,920,000	\$0
<i>Antic. auth. 12/2015. Est. final PS&amp;E 10/15/15.</i>								
01-09-0005	CDOT	Traffic Management Center Integrated Corridor Management	IMP	\$1,520,000	Deferred		\$0	\$1,520,000
01-12-0002	CDOT	Arterial VMS Traveler Information System, Phase I	ENG	\$172,000	Deferred		\$0	\$172,000
<i>Antic. auth. 11/2015</i>								
01-12-0002	CDOT	Arterial VMS Traveler Information System, Phase I	IMP	\$1,141,200	Deferred		\$0	\$1,141,200
01-12-0005	CDOT	Arterial Detection System Improvements	IMP	\$412,000	Deferred		\$0	\$412,000
<i>IPA expected 12/2014</i>								
01-12-0005	CDOT	Arterial Detection System Improvements	IMP	\$140,800	Deferred		\$0	\$140,800
01-12-0005	CDOT	Arterial Detection System Improvements	IMP	\$140,800	Deferred		\$0	\$140,800
01-12-0005	CDOT	Arterial Detection System Improvements	IMP	\$140,800	Deferred		\$0	\$140,800
01-12-0005	CDOT	Arterial Detection System Improvements	IMP	\$140,800	Deferred		\$0	\$140,800

\*Obligation codes can be found at the end of this report.

*Lines highlighted and shown in italics represent line item status as of prior PSC meeting.*

10/29/2015 11:21:30 AM

TIP ID	Sponsor	Brief Description	Phase	Net CMAQ \$ (Fed)	Fund Status	Obligations*	Active Balance in Program	Deferred Funds Not Programmed
01-12-0006	CDOT	US 41/Lakeshore Dr and Columbus Dr from Monroe Dr to US 41/Waldron Dr (1600 S)	ENG	\$124,000	Deferred		\$0	\$124,000
								<i>Antic. Auth. 6/2016.</i>
01-12-0006	CDOT	US 41/Lakeshore Dr and Columbus Dr from Monroe Dr to US 41/Waldron Dr (1600 S)	IMP	\$820,000	Deferred		\$0	\$820,000
01-12-0007	CDOT	IL 19/Irving Park Rd from Western Av to US 41/Lake Shore Dr	ENG	\$122,000	Deferred		\$0	\$122,000
								<i>Antic. auth. 6/2016.</i>
11-09-0006	Crystal Lake	Main St and Crystal Lake Ave Railroad Crossings	CONST	\$938,000	Deferred		\$0	\$938,000
10-06-0003	Deerfield	Deerfield Rd Sidewalk	CONST	\$354,492	Deferred		\$52,000	\$302,492
						<i>Tgt. letting 11/6/2015. In FFY16 in TIP. Needs to be reinstated in CMAQ DB.</i>		
			CONST	\$302,492	Deferred		\$0	\$302,492
03-12-0011	Des Plaines	Des Plaines - Pedestrian Refuge Medians	CONST	\$71,386	Deferred		\$0	\$71,386
						<i>Delayed due to coordination with CCHTD. Tgt. letting 3/2016.</i>		
09-09-0007	Elgin	Elgin Bikeway Plan Route 4 SW Quadrant	ENG2	\$143,801	Deferred		\$0	\$143,801
09-12-0009	Elgin	Elgin CBD Bike Racks Program	ENG2	\$8,000	Sub. Phase Def.		\$8,000	\$0
						<i>ENG1 stalled as of 3/23/15. Antic. Auth. 11/2015</i>		
09-12-0009	Elgin	Elgin CBD Bike Racks Program	CONST	\$68,800	Deferred		\$0	\$68,800
								<i>Antic. Auth. 7/2016.</i>
08-12-0003	Elmhurst	IL 56/Butterfield Rd at York St	ROW	\$349,920	Deferred		\$0	\$349,920
07-09-0003	Hazel Crest	Commuter Parking along Park Av from 167th St to 171st St	ENG2	\$11,440	Deferred		\$0	\$11,440
						<i>Waiting on Metra station rehab (summer 2015) before beginning. Auth. expected 1/2016/</i>		

\*Obligation codes can be found at the end of this report.

*Lines highlighted and shown in italics represent line item status as of prior PSC meeting.*

10/29/2015 11:21:31 AM

TIP ID	Sponsor	Brief Description	Phase	Net CMAQ \$ (Fed)	Fund Status	Obligations*	Active Balance in Program	Deferred Funds Not Programmed
04-11-0009	Hillside	Butterfield Rd from Wolf Rd to Mannheim Rd	CONST	\$452,000	Deferred		\$0	\$452,000
09-10-0016	IDOT	IL 47 at Plato Rd <i>Public support for roundabout option delayed DA. Tgt. auth. Jan 2016, accomp. 5/2017. Sunsets 9/30/2015. Based on targets provided, phase deferred and reprogrammed in FFY 2016 6/26/2015.</i>	ROW	\$0	Sub. Phase Def.		\$0	\$0
09-09-0010	Kane County DOT	Huntley Rd at Galligan Rd	CONST	\$1,058,840	Reinstated		\$1,058,840	\$0 <i>Draft PS&amp;E submitted 5/3/13. Tgt. letting 6/10/2016.</i>
02-10-0001	Lincolnwood	Lincolnwood Union Pacific (UP) Rail Line/Weber Spur Bike/Multiuse Trail	CONST	\$764,000	Reinstated		\$764,000	\$0 <i>Target letting 6/1/2016 due to ROW.</i>
02-10-0002	Lincolnwood	Lincolnwood Commonwealth Edison (ComEd) Utility ROW / Skokie Valley Bike/Multiuse Trail	CONST	\$808,000	Reinstated		\$808,000	\$0 <i>Target letting 3/1/2016 due to ROW.</i>
02-12-0003	Lincolnwood	Touhy Av Overpass (Skokie Valley Bike Trail)	ENG2	\$231,000	Deferred		\$0	\$231,000 <i>Antic. Auth 3/2016.</i>
03-12-0010	Mount Prospect	Golf Rd Alt. 3 Regional Bike Route	ENG1	\$8,000	Deferred		\$0	\$8,000
03-12-0010	Mount Prospect	Golf Rd Alt. 3 Regional Bike Route	ENG2	\$12,000	Deferred		\$0	\$12,000
03-12-0012	Niles	Cleveland St Crosswalks from Waukegan Rd to Caldwell Av	CONST	\$94,000	Deferred		\$0	\$94,000 <i>Tgt. letting 3/15/16</i>
10-13-0015	North Chicago	N Chicago Lakefront Bike Path	ENG2	\$27,031	Deferred		\$0	\$27,031 <i>Antic. Auth. 3/2016</i>
04-08-0002	Northlake	Grand Ave Sidewalk from Northwest Ave to Rhodes Ave	CONST	\$1,693,000	Deferred		\$0	\$1,693,000

\*Obligation codes can be found at the end of this report.

*Lines highlighted and shown in italics represent line item status as of prior PSC meeting.*

10/29/2015 11:21:32 AM

TIP ID	Sponsor	Brief Description	Phase	Net CMAQ \$ (Fed)	Fund Status	Obligations*	Active Balance in Program	Deferred Funds Not Programmed
08-05-0005	Oak Brook	Oak Brook Employment Area Distributor Service	IMP	\$910,000	Deferred		\$0	\$910,000
04-12-0001	Oak Park	Madison St from Home Av to Lombard Av	ENG2	\$0	Sub. Phase Def.		\$0	\$0
<i>Project withdrawn by sponsor 7/2015.</i>								
04-12-0005	Oak Park	Bike Parking along North Blv from Marion St to Forest Av and at Parking Lots at the CTA Oak Park Blue Line Station	CONST	\$228,000	Deferred		\$0	\$228,000
<i>Tgt. 3/1/2016 letting</i>								
12-10-0001	Romeoville	135th St Metra Parking Lot	CONST	\$2,840,000	Deferred		\$0	\$2,840,000
12-10-0001	Romeoville	135th St Metra Parking Lot	CONST	\$812,000	Deferred		\$0	\$812,000
04-00-0010	Schiller Park	Des Plaines River Rd Continuous Left Turn Lane from River St to Winona	CONST	\$320,000	Deferred		\$0	\$320,000
<i>No May 2015 Status Update received.</i>								
07-10-0001	Tinley Park	183rd St at Oak Park Ave	CONST	\$2,464,000	Deferred		\$0	\$2,464,000
<i>Est. draft PS&amp;E 10/2015. Tgt. Letting 4/2016.</i>								
07-06-0002	University Park	Cicero Ave Shared Use Path	ENG2	\$14,000	Deferred		\$0	\$14,000
<i>Antic. Auth. 3/2016</i>								
10-06-0065	Waukegan	Waukegan/North Chicago Lake Front Bike Path	ENG2	\$84,800	Deferred		\$0	\$84,800
10-06-0065	Waukegan	Waukegan/North Chicago Lake Front Bike Path	CONST	\$365,744	Deferred		\$0	\$365,744
08-12-0008	Wheaton	Sign the Wheaton Bicycle Network	CONST	\$129,760	Deferred		\$0	\$129,760
<i>tgt. 4/22/16 letting</i>								
<b>53 line items in 2016 totalling:</b>				<b>\$38,748,414</b>		<b>\$0</b>	<b>\$6,797,840</b>	<b>\$31,950,574</b>

\*Obligation codes can be found at the end of this report.

*Lines highlighted and shown in italics represent line item status as of prior PSC meeting.*

10/29/2015 11:21:33 AM

TIP ID	Sponsor	Brief Description	Phase	Net CMAQ \$ (Fed)	Fund Status	Obligations*	Active Balance in Program	Deferred Funds Not Programmed
<b>2017</b>								
09-08-0005	Carpentersville	IL 31 at Huntley Rd	CONST	\$2,896,800	Deferred		\$0	\$2,896,800
			CONST	\$2,636,800	Deferred		\$0	\$2,636,800
01-05-0005	CDOT	Jackson Park/59th St Bicycle Path	CONST	\$578,000	Deferred		\$0	\$578,000
						Sponsorship transferred to CDOT from CPD 6/2015.		
01-06-0005	CDOT	Walk to Transit - Pedestrian Improvements to Intersections near CTA Rail Stations	CONST	\$1,860,000	Deferred		\$0	\$1,860,000
			CONST	\$2,460,000	Deferred	Deferred 6/2015 due to ENG1/ENG2 not antic. To be accomp. prior to 2015 sunset.	\$0	\$2,460,000
01-06-0005	CDOT	Walk to Transit - Pedestrian Improvements to Intersections near CTA Rail Stations	IMP	\$0	Sub. Phase Def.		\$0	\$0
			IMP	\$100,000	Deferred	Deferred 6/2015 due to ENG1/ENG2 not antic. To be accomp. prior to 2015 sunset.	\$0	\$100,000
01-08-0007	CDOT	79th St from IL 50/Cicero Ave to Ashland Ave	CONST	\$5,020,000	Deferred		\$0	\$5,020,000
01-12-0007	CDOT	IL 19/Irving Park Rd from Western Av to US 41/Lake Shore Dr	IMP	\$806,000	Deferred		\$0	\$806,000
01-97-0086	CDOT	CDOT-Near West Side Signal Interconnect	CONST	\$1,692,000	Deferred		\$0	\$1,692,000
						Project on hold due to Loop Link BRT. Tgt. letting 8/1/2017.		
01-97-0088	CDOT	87th St from Pulaski Rd to I-94/Dan Ryan Ewy	CONST	\$1,338,000	Deferred		\$0	\$1,338,000
01-97-0088	CDOT	87th St from Pulaski Rd to I-94/Dan Ryan Ewy	CONST	\$1,670,000	Deferred		\$0	\$1,670,000
01-97-0092	CDOT	IL 50/Cicero Ave from US 14/Peterson Ave to Lexington Ave	CONST	\$8,108,000	Deferred		\$0	\$8,108,000

\*Obligation codes can be found at the end of this report.

Lines highlighted and shown in italics represent line item status as of prior PSC meeting.

10/29/2015 11:21:33 AM

TIP ID	Sponsor	Brief Description	Phase	Net CMAQ \$ (Fed)	Fund Status	Obligations*	Active Balance in Program	Deferred Funds Not Programmed
01-97-0093	CDOT	95th St from Western Ave to US 41/Ewing Ave	CONST	\$3,460,000	Deferred		\$0	\$3,460,000
01-97-0093	CDOT	95th St from Western Ave to US 41/Ewing Ave	CONST	\$4,360,000	Deferred		\$0	\$4,360,000
01-98-0080	CDOT	CDOT Peterson Ave from Cicero to Ridge Signal Interconnect	CONST	\$2,301,182	Deferred		\$0	\$2,301,182
09-09-0007	Elgin	Elgin Bikeway Plan Route 4 SW Quadrant	CONST	\$2,397,000	Deferred		\$0	\$2,397,000
08-12-0003	Elmhurst	IL 56/Butterfield Rd at York St	ENG1	\$112,000	Deferred		\$0	\$112,000
07-09-0003	Hazel Crest	Commuter Parking along Park Av from 167th St to 171st St	CONST	\$189,760	Deferred		\$0	\$189,760
09-10-0016	IDOT	IL 47 at Plato Rd <i>Public support for roundabout option delayed DA. ROW sunsets 9/30/2015 and is targeting 1/2016 auth. Deferral of ROW and construction phases occurred 6/25/15.</i>	CONST	\$2,400,000	Deferred		\$0	\$2,400,000
10-00-0129	Lake County DOT	Hart Rd at US 14/W Northwest Hwy	CONST	\$2,063,917	Deferred		\$0	\$2,063,917
02-12-0003	Lincolnwood	Touhy Av Overpass (Skokie Valley Bike Trail)	CONST	\$3,179,000	Deferred		\$0	\$3,179,000 <i>Tgt. letting 3/1/2017</i>
11-96-0007	McHenry County Conservation District	BIKE FAC-MCHENRY CONSERVATION DISTRICT-WOODSTOCK CRYSTAL LAKE BIKEWAY <i>Sunsets 9/30/2015. Request approved at 6/25 PSC to transfer \$200K to ENG2 and defer \$219K for construction, targeting 3/1/2017 letting.</i>	CONST	\$219,200	Deferred		\$0	\$219,200
03-12-0010	Mount Prospect	Golf Rd Alt. 3 Regional Bike Route	CONST	\$272,000	Deferred		\$0	\$272,000
10-13-0015	North Chicago	N Chicago Lakefront Bike Path	CONST	\$249,040	Deferred		\$0	\$249,040

\*Obligation codes can be found at the end of this report.

*Lines highlighted and shown in italics represent line item status as of prior PSC meeting.*

10/29/2015 11:21:34 AM

TIP ID	Sponsor	Brief Description	Phase	Net CMAQ \$ (Fed)	Fund Status	Obligations*	Active Balance in Program	Deferred Funds Not Programmed
04-12-0001	Oak Park	Madison St from Home Av to Lombard Av	CONST	\$0	Sub. Phase Def.		\$0	\$0
<i>Project withdrawn by sponsor 7/2015.</i>								
07-06-0002	University Park	Cicero Ave Shared Use Path	CONST	\$184,800	Deferred		\$0	\$184,800
<i>Tgt. letting 1/2017</i>								
<b>24 line items in 2017 totalling:</b>				<b>\$45,356,699</b>		<b>\$0</b>	<b>\$0</b>	<b>\$45,356,699</b>
<b>2018</b>								
08-12-0003	Elmhurst	IL 56/Butterfield Rd at York St	ENG2	\$128,000	Deferred		\$0	\$128,000
08-12-0003	Elmhurst	IL 56/Butterfield Rd at York St	CONST	\$1,025,920	Deferred		\$0	\$1,025,920
<i>Tgt. letting April 2015</i>								
08-00-0008	IDOT	IL 53 from North Ave/IL 64 to St Charles Rd	CONST	\$209,000	Deferred		\$0	\$209,000
<b>3 line items in 2018 totalling:</b>				<b>\$1,362,920</b>		<b>\$0</b>	<b>\$0</b>	<b>\$1,362,920</b>
<b>2019</b>								
04-12-0007	Northlake	Northwest Av from Grand Av to North Av	ENG2	\$57,200	Deferred		\$0	\$57,200
04-12-0007	Northlake	Northwest Av from Grand Av to North Av	CONST	\$629,600	Deferred		\$0	\$629,600
<i>Waiting for completion of adjacent Tollway project before proceeding.</i>								
<b>2 line items in 2019 totalling:</b>				<b>\$686,800</b>		<b>\$0</b>	<b>\$0</b>	<b>\$686,800</b>

\*Obligation codes can be found at the end of this report.

*Lines highlighted and shown in italics represent line item status as of prior PSC meeting.*

10/29/2015 11:21:35 AM

TIP ID	Sponsor	Brief Description	Phase	Net CMAQ \$ (Fed)	Fund Status	Obligations*	Active Balance in Program	Deferred Funds Not Programmed
<b>221 line items totalling:</b>				<b>\$171,209,049</b>		<b>\$69,696,282</b>	<b>\$16,521,596</b>	<b>\$84,991,171</b>

Net CMAQ \$ (Fed) - Includes the initial amount of CMAQ funding programmed for the line item, plus any increases and less any withdrawals that are not related to the line item's deferral.

Awards/Obligations Codes

Fund Status - Indicates if the CMAQ \$ are currently deferred or have been reinstated for the line item. A status of "Sub. Phase Def." means that a subsequent phase of the project was deferred.

F - Final Voucher/FTA Grant Closed  
M - Modified Project Agreement  
O - Obligated

Obligations - The federal CMAQ funds authorized by FHWA/FTA for the line item.

Active Balance inProgram - The balance of funds yet to be authorized on line items with partial obligations and reinstated line items that have not yet had an authorization. This balance represents what is available for federal authorization in the CMAP TIP.

Deferred Funds Not Programmed - The balance of deferred funds that have not been reinstated.

\*Obligation codes can be found at the end of this report.

*Lines highlighted and shown in italics represent line item status as of prior PSC meeting.*

10/29/2015 11:21:35 AM





Chicago Metropolitan  
Agency for Planning

233 South Wacker Drive, Suite 800  
Chicago, IL 60606

312-454-0400  
[info@cmap.illinois.gov](mailto:info@cmap.illinois.gov)

[www.cmap.illinois.gov](http://www.cmap.illinois.gov)

Any questions regarding information in this pamphlet should be sent to Holly Ostlick, CMAP, at [hostdick@cmap.illinois.gov](mailto:hostdick@cmap.illinois.gov) or **312-386-8836**.

FY16-0017 Updated October 2015. Image courtesy of Luke Seeman.

CMAP

Agenda Item 4.1.3



# Status of Congestion Mitigation and Air Quality Improvement Program

September 2015

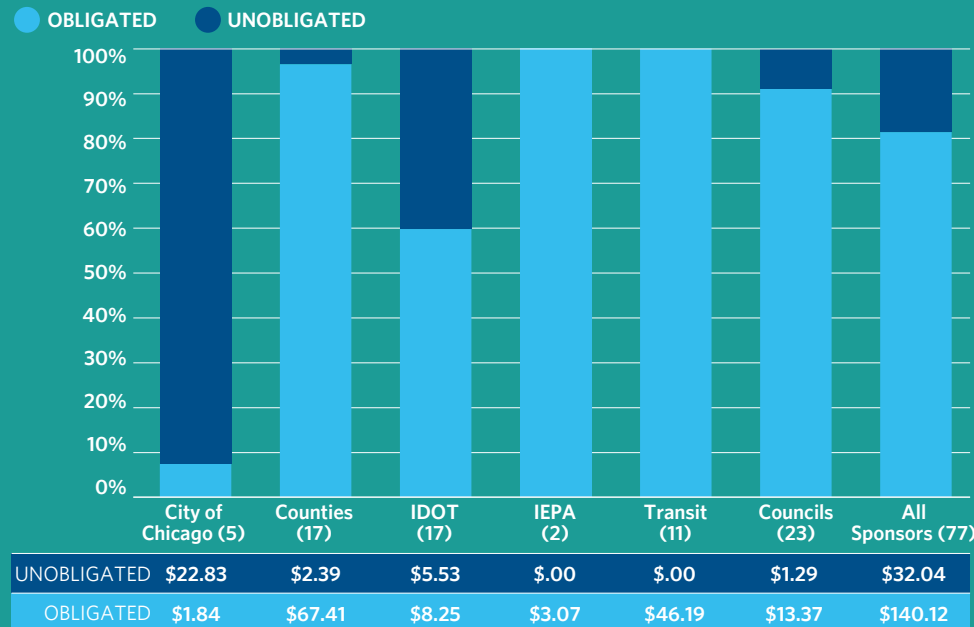
To maintain a high accomplishment rate of projects funded through the Congestion Mitigation and Air Quality Improvement (CMAQ) program, the Chicago Metropolitan Agency for Planning (CMAP) Board and MPO Policy Committee have established programming and management policies, most recently updated in October 2014. These include accomplishment benchmarks, sunset provisions, and development of annual obligation goals established by the CMAQ Project Selection Committee.

FFY 2015 obligations, in millions of dollars



Source: Chicago Metropolitan Agency for Planning.

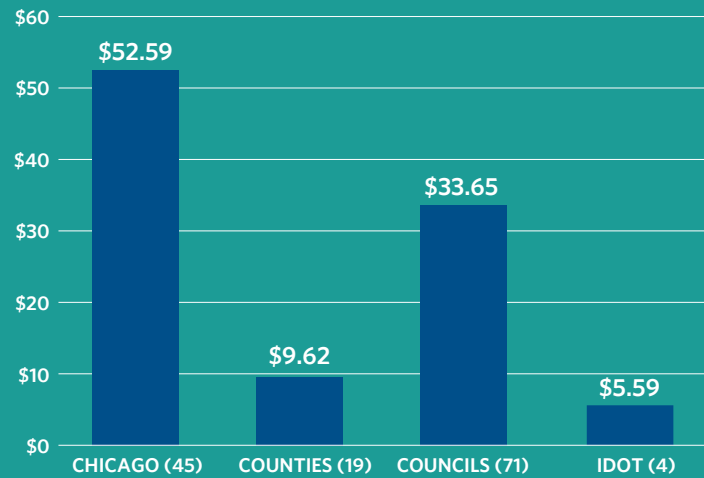
FFY 2015 obligations by sponsor group (number of line items)



Program (including increases and withdrawals) as of September 25, 2015. Obligations through September 25, 2015, in millions of dollars. IDOT - Illinois Department of Transportation. IEPA - Illinois Environmental Protection Agency. Source: Chicago Metropolitan Agency for Planning.

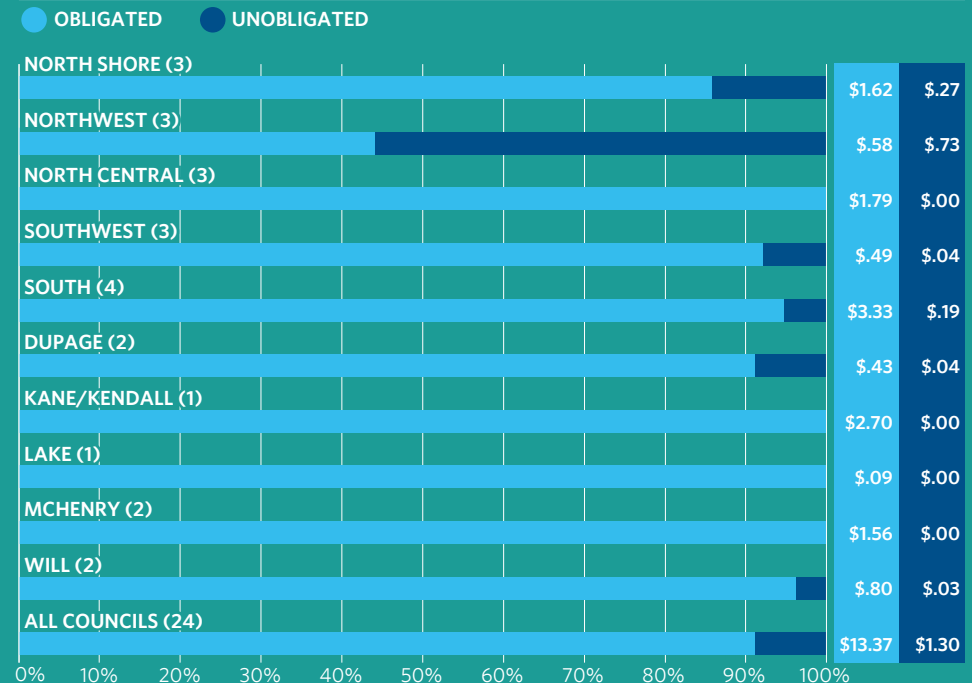
If a project phase is not accomplished by its sunset year — the year it was originally programmed plus two years — all remaining funding that is not federally obligated will be removed from the active CMAQ program and the project will be considered “deferred.” Pending the availability of CMAQ funds, a deferred project phase can be reinstated if the sponsor demonstrates that it is back on track.

Deferred funds by sponsor group (number of line items), in millions of dollars



Data current as of September 25, 2015. IDOT - Illinois Department of Transportation. Source: Chicago Metropolitan Agency for Planning.

FFY 2015 obligations by council (number of line items)



Program (including increases and withdrawals) as of September 25, 2015. Obligations through September 25, 2015, in millions of dollars. Source: Chicago Metropolitan Agency for Planning.



# Chicago Metropolitan Agency for Planning

233 South Wacker Drive  
Suite 800  
Chicago, Illinois 60606  
  
312 454 0400  
www.cmap.illinois.gov

## MEMORANDUM

**To:** CMAQ Project Selection Committee

**From:** CMAP Staff

**Date:** October 29, 2015

**Re:** CMAQ Transit Project Expenditure Updates – Thru June 30, 2015

Staff conducted the Quarterly Transit Project Expenditure Update. This effort is intended to track transit project expenditures after each project has been obligated. Of the 41 transit projects reported on this quarter, 5 are complete, but not closed out. 8 projects have not expended any CMAQ funds yet. The table below summarizes the agencies' responses and provides federal dollars obligated, unexpended balances, and the percent of obligated CMAQ funds expended on each agency's projects (excluding closed projects) to show the degree to which active projects are yet to be undertaken.

Agency	RTA	CTA	Metra	Pace	CDOT	Totals
<b>Active Projects</b>	<b>7</b>	<b>9</b>	<b>10</b>	<b>7</b>	<b>8</b>	<b>41</b>
Projects added to the quarterly	0	0	0	0	0	0
New "close outs"	0	0	1	0	0	0
Completed projects (but not closed)	1	1	1	1	1	5
Active Projects with no expenditures	0	1	7	0	0	8
Combined % expended on active projects	9.92%	61.53%	14.31%	81.65%	40.63%	39.69%
Federal Dollars expended on active projects	4,479,968	22,875,312	4,353,274	21,866,266	79,175,888	132,750,708
Remaining Balance on Active Projects (Federal Dollars)	40,692,216	14,299,188	26,070,726	4,913,193	120,435,672	206,410,995





## CMAQ Programming Summary and Obligation Goals

Agenda Item 4.3

FFY	Federal Unobligated or Apportionment	Currently Programmed	Unprogrammed Balance	Deferred Funds Not Programmed	Unprogrammed Balance Minus Deferrals	Obligation Goal	Current FFY Obligations to Date	Obligations Needed to Meet Goal
2016	\$ 123,008,076	\$ 146,586,619	\$ (23,578,543)	\$ 35,956,174	\$ (59,534,717)	\$ 123,008,076	\$ -	\$ 123,008,076
2017	\$ 105,784,266	\$ 88,759,316	\$ 17,024,950	\$ 45,356,699	\$ (28,331,749)	\$ 105,784,266		
2018	\$ 105,784,266	\$ 98,540,724	\$ 7,243,542	\$ 1,362,920	\$ 5,880,622	\$ 105,784,266		
2019	\$ 105,784,266	\$ 104,523,460	\$ 1,260,806	\$ 686,800	\$ 574,006	\$ 105,784,266		
2020	\$ 105,784,266	\$ 106,986,000	\$ (1,201,734)	\$ -	\$ (1,201,734)	\$ 105,784,266		
	\$ 546,145,139	\$ 545,396,119	\$ 749,020	\$ 83,362,593	\$ (82,613,573)	\$ 546,145,139		

Current as of 10/13/15

FFY 2016 Line includes both unobligated 2015 line items and 2015 deferred funds not programmed; subject to change

Federal Unobligated or Apportionment:	Amount apportioned to the state based on CMAQ distribution formula and Congressional appropriation. Northeastern Illinois is allocated 95.21% of the state apportionment; however the full apportionment is used for a programming mark. FFY 2016 includes the unobligated balance from prior years, with funds currently in Advanced Construction considered to be obligated. FFY 2016-2019 apportionments are estimates based upon the current apportionment. See calculation below. Source: FHWA FMIS database.
Currently Programmed:	Net amounts programmed (withdrawn and obligated funds not included) on active and reinstated project phases. FFY 2016 includes balance amounts from prior years. Source: CMAQ database
Deferred Funds Not Programmed:	Deferred funds for project phases that have not demonstrated readiness for the reinstatement of funds. FFY 2016 includes funds deferred from prior years. Source: CMAQ database
Unprogrammed Balance:	For current year, unobligated less currently programmed, excluding deferred line items; for future years, apportionment less currently programmed. This balance represents the funds that are available to program as of the current date.
Unprogrammed Balance Minus Deferrals:	For current year, unobligated less currently programmed, including deferred line items; for future years, apportionment less currently programmed, including deferred line items.
Obligation Goal:	Goals to obligate the apportioned amount plus a fraction of the unobligated balance to achieve a zero unobligated balance over four years. Source: For Consideration Today
Current FFY Obligations to Date:	Obligations (Federal Authorizations) through the "current as of" date. Projects in advanced construction are included as obligations. Source: CMAQ database
Obligations Needed to Meet Goal:	Obligation Goal less Current FFY Obligations to Date.

Current Year Unobligated Balance Calculations:

FFY 2016 Federal Apportionment	\$ 105,784,266	
Prior Years' Unobligated Balance	\$ 121,910,125	(+)
	\$ 227,694,391	
Advanced Construction (All Years)	\$ 104,686,315	(-)
	\$ 123,008,076	



# Chicago Metropolitan Agency for Planning

233 South Wacker Drive  
Suite 800  
Chicago, Illinois 60606

312 454 0400  
www.cmap.illinois.gov

## MEMORANDUM

**To:** CMAQ Project Selection Committee

**From:** CMAP Staff

**Date:** October 29, 2015

**Re:** CMAQ Project Change Requests for consideration on November 5, 2015

Seven projects have submitted scope, cost, and schedule change requests for committee consideration. The sponsors' requests are attached; re-ranking analyses are available upon request.

A summary of the impacts of the staff recommended and sponsor requested cost changes on the fiscal constraint of the Transportation Improvement Program (TIP) is shown below. Additionally, with the end of the federal fiscal year, approximately \$19.5 million in project phases remain in FFY 2015 in the TIP that are not set to sunset. Adjustments will be made based on the responses received in the October Status updates. The mark included below in FFY 2016 is the new funding in FFY 2016 and carryover from former years.

	2016	2017	2018	2019	Notes
Current Program*	\$113,430,000	\$88,759,000	\$89,220,000	\$100,525,000	
Unprogrammed Balance*	\$9,579,000	\$17,026,000	\$16,565,000	\$5,260,000	
<b>Sponsor requested changes</b>					
05-14-0001	\$636,000				
12-12-0010	\$1,516,000				Includes \$448,000 MPA in 2013
09-14-0002	\$1,586,000				Includes \$1,586,000 MPA in 2015
01-08-0001					Wash with unobligated balance of the project
02-12-0003	\$231,000				
07-10-0001	\$240,000				
12-12-0001	\$302,000				
Sum of Changes From Requests	\$4,511,000	\$0	\$0	\$0	
<b>Revised Program</b>	<b>\$117,941,000</b>	<b>\$88,759,000</b>	<b>\$89,220,000</b>	<b>\$100,525,000</b>	
<b>Rev. Unprogrammed Balance</b>	<b>\$5,068,000</b>	<b>\$17,026,000</b>	<b>\$16,565,000</b>	<b>\$5,260,000</b>	

\* Source: CMAP FY 2014-19 TIP.

### For Committee Consideration:

#### LaGrange - LaGrange Stone Ave Metra Station Area Pedestrian Access Improvements (TIP ID 05-14-0001)

This project was approved for \$0 federal (\$48,000 total) for phase 1 engineering in FFY 2014 and \$308,101 federal CMAQ (433,110 total) for construction in FFY 2014 for a total project cost of \$308,101 federal (\$481,110 total). This project was originally part of a group of projects that comprised RTA's Regionwide Transit Access Improvements project that was funded in the 2014-2018 CMAQ program. In 2014 sponsorship for the individual projects was transferred from the RTA to the

sponsoring communities. In October of 2014 a cost increase of \$60,000 federal CMAQ (\$75,000 total) for phase 2 engineering in FFY 2015 and \$155,900 federal CMAQ (\$194,900 total) for Construction in FFY 2016 was approved which increased the total project cost to \$524,000 federal CMAQ (\$703,000 total).

The sponsor is requesting a cost increase of \$44,000 federal (\$55,000 total) for phase 2 engineering in FFY 2016 and \$548,000 total (\$685,000 total) for construction/CE in FFY 2016 for a total cost increase of \$592,000 federal (\$740,000 total). The cost increase is a result of revised cost estimates based on the completion of phase 1 engineering. If the cost increase is granted, the total project cost would increase to \$1,116,000 federal (\$1,443,000 total).

A re-ranking of the RTA's Regionwide Transit Access Improvements project which is how the project was initially ranked shows that the project dropped to the lowest ranking project within the Transit Facility Improvement proposals and surpasses one unfunded project, the CTA Red Line Monroe Station Reconstruction.

**Recommendation to the CMAQ Project Selection Committee:** Staff requests consideration of the requested cost change in the amount of \$44,000 federal (\$55,000 total) for phase 2 engineering in FFY 2016 and \$548,000 total (\$685,000 total) for construction/CE in FFY 2016 for a total increase of \$592,000 federal CMAQ (\$740,000 total) for a project total of \$1,116,000 federal CMAQ (\$1,443,000 total) for LaGrange – LaGrange Stone Ave Metra Station Area Pedestrian Access Improvements. (TIP ID 05-14-0001).

#### **IDOT – US 6/Southwest Hwy at Parker Rd (TIP ID 12-12-0010)**

This project was originally approved for \$160,000 federal (\$200,000 total) for ROW in FFY 2013 and \$2,400,000 federal (\$3,000,000) for construction/CE in FFY 2014 for a project total of \$2,560,000 federal (\$3,740,000 total). In May of 2013 a cost increase of \$32,000 federal (\$40,000 total) for ROW and \$400,000 federal (\$500,000 total) for construction/CE was approved which increased the total project cost to \$2,992,000 federal CMAQ (4,090,000 total).

The sponsor is requesting a cost increase of \$448,000 federal (\$560,000 total) for ROW in FFY 2013 and \$620,000 federal (\$775,000 total) for construction/CE in FFY 2016 for a total cost increase of \$1,068,000 federal (\$1,335,000 total). The increase in cost is the result of land acquisition costs being higher than estimated. Additionally estimated construction cost have increased as a result of the availability of 95% design plans, updated cost estimates based on detailed quantity calculations, and current bid tab pricing. If the cost increase is granted, the total project cost would increase to \$4,060,000 federal (\$5,425,000 total).

A re-ranking was completed with the project ranking unchanged at 89<sup>th</sup> among all 2012-2016 Intersection Improvement proposals. The ranking among funded projects also was unchanged at 37<sup>th</sup>. One funded project remains ranked lower than 37<sup>th</sup>.

#### **Recommendation to the CMAQ Project Selection Committee:**

Staff recommends approval of the cost increase of \$448,000 federal (\$560,000 total) for ROW in FFY 2013 and \$620,000 federal (\$775,000 total) for construction/CE in FFY 2016 for a total cost

increase of \$1,068,000 federal (\$1,335,000 total) for a total project cost of \$4,060,000 federal (\$5,425,000 total) for IDOT – US 6/Southwest Hwy at Parker Rd (TIP ID 12-12-0010).

**Aurora – Station Blvd Ext. to IL 59 Commuter Parking Lot (TIP ID 09-14-0002)**

This project was originally approved for \$100,000 federal (\$125,000 total) for phase 2 engineering in FFY 2014 and \$1,506,000 federal (\$1,883,000 total) for construction/CE in FFY 2015 for a project total of \$1,606,000 federal (\$2,008,000 total). In February of 2015 a cost increase \$1,186,000 federal (\$1,635,000 total) for construction/CE in FFY 2015 was approved which increased the project cost to \$2,792,000 federal (\$3,643,000 total).

The sponsor is requesting a cost increase of \$1,586,000 federal (\$1,907,000 total) in FFY 2015. This project was previous let and all the bids came in exceedingly high. To reduce cost the sponsor looked at alternative designs. Based on the completed value engineering analysis and working with IDOT on these changes, the revised final engineering cost estimate has increased the cost of the project. If the cost increase is granted, the total project cost would increase to \$4,378,000 federal (\$5,632,000 total).

A re-ranking was completed. Since this was the only commuter parking project selected in the FFY 14-18 program the project ranking did not change. The cost per kilogram Volatile Organic Compound eliminated increased from \$116 to \$200 with the first cost increase. If this cost increase is approved it would to \$310 cost per kilogram volatile organic compound eliminated.

**Recommendation to the CMAQ Project Selection Committee:**

Staff requests consideration of the cost increase of \$1,586,000 federal (\$1,907,000 total) for construction/CE for a total project cost of \$4,378,000 federal (\$5,632,000 total) for Aurora – Station Blvd Ext. to IL 59 Commuter Parking Lot (TIP ID 09-14-0002).

**FPD of Cook County – North Branch Bicycle Trail Ext. (East Segment) (TIP ID 01-08-0001)**

This project was originally approved for \$359,000 federal (\$448,000 total) for phase 1 engineering in FFY 2008, \$239,000 federal (\$299,000 total) for phase 2 engineering in FFY 2009, \$2,390,00 federal (\$2,988,000 total) for construction/CE in FFY 2010, and \$3,402,000 federal (\$4,252,500 total) for construction/CE in FFY 2013 for a project total of \$6,390,000 federal (\$7,987,500 total).

The sponsor is requesting to transfer \$6,000 federal (\$7,500 total) from phase 1 engineering and \$1,000 federal (\$1,250 total) from Construction for a total of \$7,000 federal (\$8,750 total) to phase 2 engineering in FFY 2013. The project was initially to be let as one project, due to higher than anticipated construction bids, the project was split into two stages. Additional phase 2 engineering funds are being requested so that the project can be split into two stages. As there is no change in total project cost, a re-ranking of the project was not done.

**Recommendation to the CMAQ Project Selection Committee:**

Staff recommends approval of the request to transfer \$6,000 federal (\$7,500 total) from phase 1 engineering and \$1,000 federal (\$1,250 total) from Construction for a total of \$7,000 federal (\$8,750 total) to phase 2 engineering in FFY 2013 for a project total of \$6,390,000 federal

(\$7,987,500 total) for FPD of Cook County – North Branch Bicycle Trail Extension (East Segment) (TIP ID 01-08-0001).

**Lincolnwood – Touhy Ave Overpass (Skokie Valley Bike Trail) (TIP ID 02-12-0003)**

The sponsor is requesting reinstatement of \$231,000 federal (\$288,750 total) for phase 2 engineering for FFY 2016. Phase 1 design approval has been granted and, by sending the locally executed agency agreements to IDOT central office, project readiness has been demonstrated. As there is no change in total project cost, a re-ranking of the project was not done.

**Recommendation to the CMAQ Project Selection Committee:**

Staff recommends approval of the request to reinstate \$231,000 federal CMAQ (\$288,750 total) for phase 2 engineering in FFY 2016 for a project total of \$3,569,000 federal (\$4,462,000 total) for Lincolnwood – Touhy Ave Overpass (Skokie Valley Bike Trail) (TIP ID 02-12-0003).

**Tinley Park – 183<sup>rd</sup> St at Oak Park Ave (TIP ID 07-10-0001)**

The sponsor is requesting reinstatement of \$240,000 federal (\$300,000 total) for ROW. The sponsor has demonstrated project readiness by submitting the ROW agreement to IDOT. As there is no change in total project cost, a re-ranking of the project was not done.

**Recommendation to the CMAQ Project Selection Committee:**

Staff recommends approval of the request to reinstate \$240,000 federal (\$300,000 total) for ROW for a project total of \$3,072,000 federal CMAQ (3,840,000 total) for Tinley Park – 183<sup>rd</sup> St at Oak Park Ave (TIP ID 07-10-0001).

**Forest Preserve District of Will County – DuPage River Trail – Segment 5 (TIP ID 12-12-0001)**

This project was originally approved for \$72,000 federal (\$90,000 total) for phase 1 engineering in FFY 2012, \$68,000 federal (\$85,000 total) for phase 2 engineering in FFY 2013, \$1,232,000 federal (\$1,540,000 total) for construction/CE in FFY 2014, for a project total of \$1,372,000 federal (\$1,715,000 total).

The sponsor is requesting a cost increase of \$302,000 federal (\$377,000 total) for construction in FFY 2016. The cost increase being sought is the result of higher unit price costs being used in estimating the construction cost of the project. If the cost increase is granted, the total project cost would increase to \$1,674,000 federal (\$2,092,000 total).

A re-ranking was completed with the project ranking changing from 22<sup>nd</sup> to 28<sup>th</sup> among all 2012-2016 Bicycle Facility proposals. The ranking among funded projects changed from 14<sup>th</sup> to 17<sup>th</sup>. Seven funded projects remain ranked lower than 17<sup>th</sup>.

**Recommendation to the CMAQ Project Selection Committee:**

Staff recommends approval of the cost increase of \$302,000 federal (\$377,000 total) for construction/CE in FFY 2016 for a total project cost of \$1,674,000 federal (\$2,092,000 total) for Forest Preserve District of Will County – DuPage River Trail – Segment 5 (TIP ID 12-12-0001).



## CMAQ Cost Change Request Form

### Project Identification

TIP ID	05-14-0001	Sponsor	Village of La Grange
Project Location Description		Stone Avenue Metra Station	

### Currently Programmed Funding – Before cost change(s)

Phase	Programmed FFY	Programmed Total Cost (\$000's)	Programmed Federal Cost (\$000's)	Programmed Federal Share (%)	Federal Fund Source	Match Fund Source	Phase Accomplished *
ENG1		48				Village	<input type="checkbox"/>
ENG 2	2015	75	60	80	CMAQ	RTA\Village	<input type="checkbox"/>
ROW							<input type="checkbox"/>
CONST	2016	515	412	80	CMAQ	RTA\Village	<input type="checkbox"/>
CE	2016	65	52	80	CMAQ	RTA\Village	
Total		703	524				

Phase	Programmed FFY	Programmed Total Cost (\$000's)	Programmed Federal Cost (\$000's)	Programmed Federal Share (%)	Federal Fund Source	Match Fund Source	Phase Accomplished*
ENG							<input type="checkbox"/>
IMP							<input type="checkbox"/>
Total							

### Actual/Estimated Costs and Schedule – Including cost change(s)

Phase	Starting FFY	Current Total Cost (\$000's)	Current Federal Cost (\$000's)	Current Federal Share (%)	Federal Fund Source	Local Match Fund Source	Actual or Anticipated federal authorization date**
ENG1	2014	48				Village	
ENG 2	2015	130	60	46.2	CMAQ	RTA\Village	Jan. 2016
ROW							
CONST	2016	1,100	412	37.4	CMAQ	RTA\Village	Sept 16, 2016
CE	2016	165	52	31.5	CMAQ	RTA\Village	Sept. 2016
Total		1,443	524				

Phase	Starting FFY	Current Total Cost (\$000's)	Current Federal Cost (\$000's)	Current Federal Share (%)	Federal Fund Source	Local Match Fund Source	Actual or Anticipated FTA Grant approval date***
ENG							
IMP							
Total							

## Requested Cost Changes (+/-)

Check all that apply: ☒ Cost Increase ☐ Transfer of Funds ☐ Reinstatement of Deferred Funds

Phase	Starting FFY	Additional Total Cost (\$000's)	Additional Federal CMAQ Funds(\$000's)	Revised Federal Share (%)	Transfer to/from phase(s)
ENG1					
ENG 2	2015	55	44	80	
ROW					
CONST	2016	585	468	80	
CE	2016	100	80	80	
<b>Total</b>		<b>740</b>	<b>592</b>		

Phase	Starting FFY	Additional Total Cost (\$000's)	Additional Federal CMAQ Funds (\$000's)	Revised Federal Share (%)	Transfer to/from phase(s)
ENG					
IMP					
<b>Total</b>					

## Reason for Request

Check here if the reason is a scope change ☐ and complete a [Scope Change Request](#) form.

Phase I Engineering has been completed for this project with Phase I Documentation submitted to IDOT for review in late August, 2015. The refinement of the project during Phase I has resulted in estimated cost increases to the project which involved both the IDOT and railroad approval processes. The estimated cost of the work is now \$1,395,000 (including Preliminary (Phase II) Engineering, Construction and Construction (Phase III) Engineering), resulting in a budget shortfall of \$740,000 (which includes the local match). Draft Preliminary (Phase II) Engineering agreements were submitted to IDOT for review. These are expected to be approved by the Village Board in October, 2015 ahead of IDOT approval in January 2016. The additional CMAQ funds will allow the Village to complete the project and comply with the CMAQ applications sunset clause requiring the project to be authorized for bidding prior to September 30, 2016.

## State and Federal Project Information

Select One.

- ☐ State/Federal Project or Grant Numbers Provided Below  
☒ Most recently *approved* PPI Form Attached  
☐ Local Agency Agreement Attached

Phase	State Job Number X-00-000-00	Federal Project Number XXX-0000(000)	FTA Grant Number IL-XX-XXXX-XX
ENG1	P-		
ENG 2	D-		
ROW	R-		
CONST	C- C-91-238-14	CMM-4003(290)	IL-05-1440-42
ENG			
IMP			

## Additional Comments

Securing additional CMAQ funding will allow the Village to realize the full vision of the 2005 Comprehensive Plan.

## Project Identification

Provide the project identification exactly as it appears in the CMAQ Program. The current Program Summary Report can be found on the CMAQ Program Management and Resources page of the CMAP website (<http://www.cmap.illinois.gov/mobility/strategic-investment/cmaq/program-management-resources>). Individual project line items are listed alphabetically by sponsor in the year in which they are programmed.

## Currently Programmed Funding – Before cost change(s)

Provide the current programmed funding for all phases, regardless of the fund source used/programmed for that phase. The FFY and costs for CMAQ line items must match the current CMAQ Program, including any previously approved cost changes. For deferred phases, the programmed year should be entered as MYB. All line items funded with other sources should match the TIP, however phases not included in the TIP (for example locally funded engineering) should also be included here. Enter N/A for ROW or CE if no ROW or CE is required for the project.

Complete the table that is appropriate for the type of project. Insert additional rows in the table if more than one fund source is being used for a phase, or if funding is “staged” in multiple federal fiscal years. Each row should include one fund source and one FFY.

\*Definitions of accomplishment can be found in the [CMAQ Programming and Management Policies](#).

## Actual/Estimated Costs and Schedule – Including cost change(s)

Enter the actual costs included in the most recent Engineer’s Estimate for every phase of the project, including phases that are complete and/or authorized, and the current project schedule. For accomplished phases, enter the actual cost and date of federal authorization or grant approval. Enter N/A for ROW or CE if no ROW or CE is required for the project.

Complete the table that is appropriate for the type of project. Insert additional rows in the table if more than one fund source is being used for a phase, or if funding is “staged” in multiple federal fiscal years. Each row should include one fund source and one FFY.

\*\*For the construction phase, enter the letting date. For other phases, the authorization date is typically the date the Local Agency Agreement is executed by IDOT Central Office. For phases not using federal funds, enter the estimated start date of the phase.

\*\*\*Some non-traditional projects (such as the purchase of bicycle racks) may be ENG/IMP projects processed through IDOT. For these projects, enter the federal authorization date.

## Requested Cost Changes (+/-)

Enter the changes (positive and negative) to the total cost of each phase and the CMAQ funding requested (difference between currently programmed funds and actual/estimated cost). If any line is the same as the currently programmed funding, enter zeroes. To request a transfer of funds from one phase to another, enter negative values in the phase funds are being transferred from and enter the phase(s) funds are being transferred to in the “Transfer to/from phase(s)” column. In the row for the phase accepting the transferred funds, enter the amount transferred and the phase it is being transferred from. If you are requesting an increase in addition to a transfer, please use separate rows for the transferred amount and the new funding being requested.

Complete the table that is appropriate for the type of project. Insert additional rows in the table if more than one fund source is being used for a phase, or if funding is “staged” in multiple federal fiscal years.

## **Reason for Request**

Briefly describe the reason for the cost change (this information will be used to develop the PSC agenda).

## **State and Federal Project Information**

State and/or Federal identification must be provided below or via an attached Project Program Information (PPI) Form or Local Agency Agreement for Federal Participation (BLR 5310). Enter TBD if numbers have not yet been assigned by IDOT or the FTA.

## **Additional Comments**

Provide any additional information that may assist CMAP staff and the PSC with consideration of this request. Use this space to explain any entries above that were left blank, or to clarify any of your above responses. There is no need to repeat information supplied elsewhere on the form; information provided only in a cover letter should be repeated, however.

**For the submittal procedures and more detailed instructions that apply to this form, see the [CMAQ Scope and Cost Change Request Procedures](#) document.**

**Submit this completed form and any requested attachments to your Planning Liaison (PL) for review and submittal to CMAP. For sponsors noted as exceptions to PL review in the procedure above, please submit to the project contact for transmittal to CMAP.**

**Requests should be submitted according to the schedule outlined on the current calendar of [Transportation Meetings and Deadlines](#). Requests received after the CMAQ Revision Request deadline for a particular PSC meeting will not be considered until the next scheduled meeting.**

## CMAQ Cost Change Request Form

### Project Identification

TIP ID	12-12-0010	Sponsor	IDOT – D1
Project Location Description		US 6 (Southwest Hwy) at Parker Rd	

### Currently Programmed Funding – Before cost change(s)

Phase	Programmed FFY	Programmed Total Cost (\$000's)	Programmed Federal Cost (\$000's)	Programmed Federal Share (%)	Federal Fund Source	Match Fund Source	Phase Accomplished*
ENG1 ENG 2	In-house	350	0	0			<input checked="" type="checkbox"/>
ROW	2013	240	192	80	N/A	100% State	<input checked="" type="checkbox"/>
CONST	2014	3,500	2,800	80	CMAQ	State	<input checked="" type="checkbox"/>
CE	2015				CMAQ	State	
<b>Total</b>		4,090	2,992	<b>73</b>			

Phase	Programmed FFY	Programmed Total Cost (\$000's)	Programmed Federal Cost (\$000's)	Programmed Federal Share (%)	Federal Fund Source	Match Fund Source	Phase Accomplished*
ENG							<input type="checkbox"/>
IMP							<input type="checkbox"/>
<b>Total</b>							

### Actual/Estimated Costs and Schedule – Including cost change(s)

Phase	Starting FFY	Current Total Cost (\$000's)	Current Federal Cost (\$000's)	Current Federal Share (%)	Federal Fund Source	Local Match Fund Source	Actual or Anticipated federal authorization date**
ENG1 ENG 2	In-house	350	0	0			
ROW	FFY14	800	640	80	CMAQ	State	12/31/2013
CONST	FFY16	4,275	3,420	80	CMAQ	State	07/31/2015
CE							
<b>Total</b>		<b>5,425</b>	<b>4,060</b>	<b>75</b>			

Phase	Starting FFY	Current Total Cost (\$000's)	Current Federal Cost (\$000's)	Current Federal Share (%)	Federal Fund Source	Local Match Fund Source	Actual or Anticipated FTA Grant approval date***
ENG							

IMP							
Total							

## Requested Cost Changes (+/-)

Check all that apply: ☒ Cost Increase ☐ Transfer of Funds ☐ Reinstatement of Deferred Funds

Phase	Starting FFY	Additional Total Cost (\$000's)	Additional Federal CMAQ Funds(\$000's)	Revised Federal Share (%)	Transfer to/from phase(s)
ENG1	In-House	0	0		
ENG 2		0	0		
ROW	FFY15	560	448	80	
CONST	FFY16	775	620	80	
CE					
Total		1,335	1,068	80	

Phase	Starting FFY	Additional Total Cost (\$000's)	Additional Federal CMAQ Funds (\$000's)	Revised Federal Share (%)	Transfer to/from phase(s)
ENG					
IMP					
Total					

## Reason for Request

Check here if the reason is a scope change ☐ and complete a [Scope Change Request](#) form.

Land Acquisition costs have been settling higher than was estimated. Estimated construction cost of project has increased as a result of the availability of 95% Design updated cost estimate based on detailed quantity calculations and current bid tab pricing.

## State and Federal Project Information

Select One.

- ☒ State/Federal Project or Grant Numbers Provided Below  
☐ Most recently *approved* PPI Form Attached  
☐ Local Agency Agreement Attached

Phase	State Job Number X-00-000-00	Federal Project Number XXX-0000(000)	FTA Grant Number IL-XX-XXXX-XX
ENG1	P-		
ENG 2	D-91-284-12		
ROW	R-91-017-11		
CONST	C-91-284-12		
ENG			
IMP			

## Additional Comments

## Project Identification

Provide the project identification exactly as it appears in the CMAQ Program. The current Program Summary Report can be found on the CMAQ Program Management and Resources page of the CMAP website (<http://www.cmap.illinois.gov/mobility/strategic-investment/cmaq/program-management-resources>).

Individual project line items are listed alphabetically by sponsor in the year in which they are programmed.

## Currently Programmed Funding – Before cost change(s)

Provide the current programmed funding for all phases, regardless of the fund source used/programmed for that phase. The FFY and costs for CMAQ line items must match the [current CMAQ Program](#), including any previously approved cost changes. For deferred phases, the programmed year should be entered as MYB. All line items funded with other sources should match the [TIP](#), however phases not included in the TIP (for example locally funded engineering) should also be included here. Enter N/A for ROW or CE if no ROW or CE is required for the project.

Complete the table that is appropriate for the type of project. Insert additional rows in the table if more than one fund source is being used for a phase, or if funding is “staged” in multiple federal fiscal years. Each row should include one fund source and one FFY.

\*Definitions of accomplishment can be found in the [CMAQ Programming and Management Policies](#).

## Actual/Estimated Costs and Schedule – Including cost change(s)

Enter the actual costs included in the most recent Engineer’s Estimate for every phase of the project, including phases that are complete and/or authorized, and the current project schedule. For accomplished phases, enter the actual cost and date of federal authorization or grant approval. Enter N/A for ROW or CE if no ROW or CE is required for the project.

Complete the table that is appropriate for the type of project. Insert additional rows in the table if more than one fund source is being used for a phase, or if funding is “staged” in multiple federal fiscal years. Each row should include one fund source and one FFY.

\*\*For the construction phase, enter the letting date. For other phases, the authorization date is typically the date the Local Agency Agreement is executed by IDOT Central Office. For phases not using federal funds, enter the estimated start date of the phase.

\*\*\*Some non-traditional projects (such as the purchase of bicycle racks) may be ENG/IMP projects processed through IDOT. For these projects, enter the federal authorization date.

## Requested Cost Changes (+/-)

Enter the changes (positive and negative) to the total cost of each phase and the CMAQ funding requested (difference between currently programmed funds and actual/estimated cost). If any line is the same as the currently programmed funding, enter zeroes. To request a transfer of funds from one phase to another, enter negative values in the phase funds are being transferred from and enter the phase(s) funds are being transferred to in the “Transfer to/from phase(s)” column. In the row for the phase accepting the transferred funds, enter the amount transferred and the phase it is being transferred from. If you are requesting an increase in addition to a transfer, please use separate rows for the transferred amount and the new funding being requested.



Complete the table that is appropriate for the type of project. Insert additional rows in the table if more than one fund source is being used for a phase, or if funding is “staged” in multiple federal fiscal years.

## **Reason for Request**

Briefly describe the reason for the cost change (this information will be used to develop the PSC agenda).

## **State and Federal Project Information**

State and/or Federal identification must be provided below or via an attached Project Program Information (PPI) Form or Local Agency Agreement for Federal Participation (BLR 5310). Enter TBD if numbers have not yet been assigned by IDOT or the FTA.

## **Additional Comments**

Provide any additional information that may assist CMAP staff and the PSC with consideration of this request. Use this space to explain any entries above that were left blank, or to clarify any of your above responses. There is no need to repeat information supplied elsewhere on the form; information provided only in a cover letter should be repeated, however.

**For the submittal procedures and more detailed instructions that apply to this form, see the [CMAQ Scope and Cost Change Request Procedures](#) document.**

**Submit this completed form and any requested attachments to your Planning Liaison (PL) for review and submittal to CMAP. For sponsors noted as exceptions to PL review in the procedure above, please submit to the project contact for transmittal to CMAP.**

**Requests should be submitted according to the schedule outlined on the current calendar of [Transportation Meetings and Deadlines](#). Requests received after the CMAQ Revision Request deadline for a particular PSC meeting will not be considered until the next scheduled meeting.**

## CMAQ Cost Change Request Form

## Project Identification

TIP ID	09-14-0002	Sponsor	City of Aurora
Project Location Description		Station Blvd Extension to IL. 59 commuter Parking Lot	

## Currently Programmed Funding – Before cost change(s)

Phase	Programmed FFY	Programmed Total Cost (\$000's)	Programmed Federal Cost (\$000's)	Programmed Federal Share (%)	Federal Fund Source	Match Fund Source	Phase Accomplished*
ENG1		136	0	0	NA	City of Aurora	<input checked="" type="checkbox"/>
ENG 2	2014	143	96	70	CMAQ-STA	City of Aurora	<input checked="" type="checkbox"/>
ROW	NA	NA	NA	NA	NA	NA	<input type="checkbox"/>
CONST	2015	3,182	2,485	78	CMAQ-STA	City of Aurora	<input type="checkbox"/>
CE	2015	264	211	80	CMAQ-STA	City of Aurora	
Total		3,725	2,792	75			

Phase	Programmed FFY	Programmed Total Cost (\$000's)	Programmed Federal Cost (\$000's)	Programmed Federal Share (%)	Federal Fund Source	Match Fund Source	Phase Accomplished*
ENG							<input type="checkbox"/>
IMP							<input type="checkbox"/>
Total							

## Actual/Estimated Costs and Schedule – Including cost change(s)

Phase	Starting FFY	Current Total Cost (\$000's)	Current Federal Cost (\$000's)	Current Federal Share (%)	Federal Fund Source	Local Match Fund Source	Actual or Anticipated federal authorization date**
ENG1		136	0	0	NA	City of Aurora	2014
ENG 2	2014	143	96	70	CMAQ-STA	City of Aurora	3/6/2015
ROW	NA	NA	NA	NA	NA	NA	NA
CONST	2016	5,089	4,071	80	CMAQ-STA	City of Aurora	1/15/2016
CE	2016	264	211	80	CMAQ-STA	City of Aurora	1/15/2016
Total		5,632	4,378	78			

Phase	Starting FFY	Current Total Cost (\$000's)	Current Federal Cost (\$000's)	Current Federal Share (%)	Federal Fund Source	Local Match Fund Source	Actual or Anticipated FTA Grant approval date***
ENG							
IMP							
Total							

### Requested Cost Changes (+/-)

Check all that apply: ☒ Cost Increase ☐ Transfer of Funds ☐ Reinstatement of Deferred Funds

Phase	Starting FFY	Additional Total Cost (\$000's)	Additional Federal CMAQ Funds(\$000's)	Revised Federal Share (%)	Transfer to/from phase(s)
ENG1	0	0	0	NA	NA
ENG 2	0	0	0	0	NA
ROW	0	0	0	NA	NA
CONST	2016	<b>1,907</b>	<b>1,586</b>	80	NA
CE	2016	0	0	0	NA
Total		<b>1,907</b>	<b>1,586</b>	<b>80</b>	<b>NA</b>

Phase	Starting FFY	Additional Total Cost (\$000's)	Additional Federal CMAQ Funds (\$000's)	Revised Federal Share (%)	Transfer to/from phase(s)
ENG					
IMP					
Total					

### Reason for Request

Check here if the reason is a scope change ☐ and complete a Scope Change Request form.

Project was bid through IDOT's letting process on April 24, 2015. A total of 4 bids were received ranging from \$5,638M to 7.884M. The lowest bid received was more than \$2.4M over the pre-final engineering cost estimate (\$3.2 M) used for cost increase request # 1.

As result of this huge discrepancy in cost, the City notified IDOT to NOT award the contract and that the City will perform value engineering, looking at alternative design to reduce costs. The City's consultant, V3 Companies, has completed this work and has identified/recommended items that can be modified to reduce cost. These items include; change subgrade thickness from 12" to 8" using lime stabilization, change hot mix asphalt surface removal to rubbize existing asphalt pavement and reuse, reduce landscaping areas/materials, reduce pavement thickness, reduces number of curb islands, eliminate water service line, modify camera design to reduce number of cameras and conduit runs. Based on the completed value engineering analysis and working with IDOT on these changes, the REVISED final engineering cost estimate is \$5.3M.

## State and Federal Project Information

Select One.

- ☒ State/Federal Project or Grant Numbers Provided Below
- ☒ Most recently *approved* PPI Form Attached
- ☒ Local Agency Agreement Attached

Phase	State Job Number X-00-000-00	Federal Project Number XXX-0000(000)	FTA Grant Number IL-XX-XXXX-XX
ENG1	P-		
ENG 2	D-91-232-14	CMM-4003 (286)	
ROW	R-		
CONST	C-91-232-14	CMM-4003 (287)	
ENG			
IMP			

## Additional Comments

No cost increase in engineering related services is being requested. The City of Aurora has elected to provide local funds for professional engineering services associated with the previous cost increase request. There was a cost increase of \$36,000 during phase I engineering, which included additional surveying, several revisions to the concept plan, prepared documents for permit application to IDNR and ACOE and Pace area design. There was an increase of \$18,000 during phase 2 which the City also elected to provide local funds for.



AECOM  
303 East Wacker Drive  
Suite 1400  
Chicago, IL 60601  
www.aecom.com

312.373.7700 tel  
312.373.6800 fax

October 15, 2015

Douglas Ferguson  
Chicago Metropolitan Agency for Planning  
233 South Wacker Drive  
Suite 800, Sears Tower  
Chicago, IL 60606

Reference: North Branch Trail  
TIP 01-08-0001

Dear Mr. Ferguson:

The North Branch Bicycle Trail Extension is an extension of the existing North Branch Trail from Devon Avenue to Foster Avenue in the city limits of Chicago. The project was initially prepared as one construction contract. However, due to the recent higher than anticipated bid prices, the project has been split in two with the first stage utilizing all of the CMAQ dollars that have been approved for this project. The second stage has just received TAP dollars for the construction of that segment. However, as a result of the splitting of the project into two construction contracts, additional Phase 2 Engineering work is needed.

The first stage has just been let with a low bid that is below the estimate. Therefore, we are requesting that CMAQ dollars be shifted from construction to Phase 2 Engineering. No additional cost increase is being requested.

If you have any questions or need additional information, please let me know.

Sincerely,

A handwritten signature in blue ink, appearing to read "DLandeweer", written over a horizontal line.

David Landeweer, P.E.  
Project Manager

## CMAQ Cost Change Request Form

### Project Identification

TIP ID	01-08-0001	Sponsor	Forest Preserve District of Cook County
Project Location Description	North Branch Bicycle Trail Extension		

### Currently Programmed Funding – Before cost change(s)

Phase	Programmed FFY	Programmed Total Cost (\$000's)	Programmed Federal Cost (\$000's)	Programmed Federal Share (%)	Federal Fund Source	Match Fund Source	Phase Accomplished*
ENG1	2008	448	359	80	CMAQ	GEN	<input checked="" type="checkbox"/>
ENG 2	2013	299	239	80	CMAQ	GEN	<input checked="" type="checkbox"/>
ROW	NA						<input type="checkbox"/>
CONST	2015	6710	5368	80	CMAQ	GEN	<input checked="" type="checkbox"/>
CE	2015	530	424	80	CMAQ	GEN	
Total		7987	6390	80			

Phase	Programmed FFY	Programmed Total Cost (\$000's)	Programmed Federal Cost (\$000's)	Programmed Federal Share (%)	Federal Fund Source	Match Fund Source	Phase Accomplished*
ENG							<input type="checkbox"/>
IMP							<input type="checkbox"/>
Total							

### Actual/Estimated Costs and Schedule – Including cost change(s)

Phase	Starting FFY	Current Total Cost (\$000's)	Current Federal Cost (\$000's)	Current Federal Share (%)	Federal Fund Source	Local Match Fund Source	Actual or Anticipated federal authorization date**
ENG1	2008	441	353	80	CMAQ	GEN	2/1/13
ENG 2	2013	308	246	80	CMAQ	GEN	1/1/16
ROW	NA						
CONST	2015	6690	5367	80	CMAQ	GEN	9/18/15
CE	2015	529	424	80	CMAQ	GEN	
Total		7987	6390	80			

Phase	Starting FFY	Current Total Cost (\$000's)	Current Federal Cost (\$000's)	Current Federal Share (%)	Federal Fund Source	Local Match Fund Source	Actual or Anticipated FTA Grant approval date***
ENG							
IMP							
Total							

## Requested Cost Changes (+/-)

Check all that apply: ☐ Cost Increase ☒ Transfer of Funds ☐ Reinstatement of Deferred Funds

Phase	Starting FFY	Additional Total Cost (\$000's)	Additional Federal CMAQ Funds(\$000's)	Revised Federal Share (%)	Transfer to/from phase(s)
ENG1		-7	-6	80	-6 to ENG2
ENG 2	2013	9	7	80	+6 from ENG2, +1 from CONST
ROW					
CONST	2015	-1	-1	80	-1 to ENG2
CE		0	0		
Total					

Phase	Starting FFY	Additional Total Cost (\$000's)	Additional Federal CMAQ Funds (\$000's)	Revised Federal Share (%)	Transfer to/from phase(s)
ENG					
IMP					
Total					

## Reason for Request

Check here if the reason is a scope change ☐ and complete a [Scope Change Request](#) form.

A request to move CMAQ dollars from construction to ENG 2 is being requested. While the project was initially to be let as one project, due to higher than anticipated construction bids, the project was split into two stages. The second stage is now funded with TAP dollars. There is now a small surplus of CMAQ dollars for the construction of Stage 1. However, additional ENG 2 dollars are needed due to the additional work required in splitting the project into two stages.

## State and Federal Project Information

Select One.

- ☐ State/Federal Project or Grant Numbers Provided Below  
☒ Most recently *approved* PPI Form Attached  
☐ Local Agency Agreement Attached

Phase	State Job Number X-00-000-00	Federal Project Number XXX-0000(000)	FTA Grant Number IL-XX-XXXX-XX
ENG1	P-		
ENG 2	D-		
ROW	R-		
CONST	C-		
ENG			
IMP			



**Additional Comments**

--

## Project Identification

Provide the project identification exactly as it appears in the CMAQ Program. The current Program Summary Report can be found on the CMAQ Program Management and Resources page of the CMAP website (<http://www.cmap.illinois.gov/mobility/strategic-investment/cmaq/program-management-resources>). Individual project line items are listed alphabetically by sponsor in the year in which they are programmed.

## Currently Programmed Funding – Before cost change(s)

Provide the current programmed funding for all phases, regardless of the fund source used/programmed for that phase. The FFY and costs for CMAQ line items must match the current CMAQ Program, including any previously approved cost changes. For deferred phases, the programmed year should be entered as MYB. All line items funded with other sources should match the TIP, however phases not included in the TIP (for example locally funded engineering) should also be included here. Enter N/A for ROW or CE if no ROW or CE is required for the project.

Complete the table that is appropriate for the type of project. Insert additional rows in the table if more than one fund source is being used for a phase, or if funding is “staged” in multiple federal fiscal years. Each row should include one fund source and one FFY.

\*Definitions of accomplishment can be found in the [CMAQ Programming and Management Policies](#).

## Actual/Estimated Costs and Schedule – Including cost change(s)

Enter the actual costs included in the most recent Engineer’s Estimate for every phase of the project, including phases that are complete and/or authorized, and the current project schedule. For accomplished phases, enter the actual cost and date of federal authorization or grant approval. Enter N/A for ROW or CE if no ROW or CE is required for the project.

Complete the table that is appropriate for the type of project. Insert additional rows in the table if more than one fund source is being used for a phase, or if funding is “staged” in multiple federal fiscal years. Each row should include one fund source and one FFY.

\*\*For the construction phase, enter the letting date. For other phases, the authorization date is typically the date the Local Agency Agreement is executed by IDOT Central Office. For phases not using federal funds, enter the estimated start date of the phase.

\*\*\*Some non-traditional projects (such as the purchase of bicycle racks) may be ENG/IMP projects processed through IDOT. For these projects, enter the federal authorization date.

## Requested Cost Changes (+/-)

Enter the changes (positive and negative) to the total cost of each phase and the CMAQ funding requested (difference between currently programmed funds and actual/estimated cost). If any line is the same as the currently programmed funding, enter zeroes. To request a transfer of funds from one phase to another, enter negative values in the phase funds are being transferred from and enter the phase(s) funds are being transferred to in the “Transfer to/from phase(s)” column. In the row for the phase accepting the transferred funds, enter the amount transferred and the phase it is being transferred from. If you are requesting an increase in addition to a transfer, please use separate rows for the transferred amount and the new funding being requested.

Complete the table that is appropriate for the type of project. Insert additional rows in the table if more than one fund source is being used for a phase, or if funding is “staged” in multiple federal fiscal years.

## **Reason for Request**

Briefly describe the reason for the cost change (this information will be used to develop the PSC agenda).

## **State and Federal Project Information**

State and/or Federal identification must be provided below or via an attached Project Program Information (PPI) Form or Local Agency Agreement for Federal Participation (BLR 5310). Enter TBD if numbers have not yet been assigned by IDOT or the FTA.

## **Additional Comments**

Provide any additional information that may assist CMAP staff and the PSC with consideration of this request. Use this space to explain any entries above that were left blank, or to clarify any of your above responses. There is no need to repeat information supplied elsewhere on the form; information provided only in a cover letter should be repeated, however.

**For the submittal procedures and more detailed instructions that apply to this form, see the [CMAQ Scope and Cost Change Request Procedures](#) document.**

**Submit this completed form and any requested attachments to your Planning Liaison (PL) for review and submittal to CMAP. For sponsors noted as exceptions to PL review in the procedure above, please submit to the project contact for transmittal to CMAP.**

**Requests should be submitted according to the schedule outlined on the current calendar of [Transportation Meetings and Deadlines](#). Requests received after the CMAQ Revision Request deadline for a particular PSC meeting will not be considered until the next scheduled meeting.**

## Holly Ostdick

---

**From:** Kama Dobbs  
**Sent:** Thursday, October 22, 2015 2:54 PM  
**To:** Russell Pietrowiak; Doug Ferguson; Holly Ostdick  
**Subject:** FW: Reinstatement Request: Lincolnwood, Sect. 12-00059-00-BR, 02-12-0003

---

**From:** Brian Pigeon [<mailto:bpigeon@NWMC-COG.ORG>]  
**Sent:** Thursday, October 22, 2015 2:54 PM  
**To:** Holly Ostdick; Kama Dobbs; Riddle, Chad  
**Cc:** Bunn, Brandi N.; Russell Pietrowiak; Engelmann, Ashley; Schneider, Paul  
**Subject:** Reinstatement Request: Lincolnwood, Sect. 12-00059-00-BR, 02-12-0003

Hello,

On behalf of the Village of Lincolnwood I would like to request the reinstatement of \$231,000 in deferred federal CMAQ funds for Phase II Engineering of 02-12-0003, The Touhy Avenue Pedestrian Overpass project. The locally executed agency agreements have been sent to the central office (as evidenced in the emails below) and thus, the phase is ready for reinstatement. Please consider this request at the CMAQ Project Selection Committee on 11/5/15.

Thank you.

### Brian Pigeon

Program Associate for Transportation  
Northwest Municipal Conference  
1600 E. Golf Road, Suite 0700  
Des Plaines, IL 60016  
Phone: 847-296-9200 ext. 128  
Fax: 847-296-9207  
Email: [bpigeon@nwmc-cog.org](mailto:bpigeon@nwmc-cog.org)

-----Original Message-----

**From:** Riddle, Charles F [<mailto:Charles.Riddle@illinois.gov>]  
**Sent:** Friday, October 02, 2015 1:08 PM  
**To:** 'Brian Pigeon'  
**Cc:** Kama Dobbs; Bunn, Brandi N.  
**Subject:** FW: Scan from a Xerox WorkCentre/ Lincolnwood, Sect. 12-00059-00-BR, D-91-435-12, STA.

Brian - see below regarding the CMAQ in the TIP (02-12-0003). It needs to move to FFY16 (289/231). Thanks!  
Chad

Charles F. Riddle, P.E.  
Program and Office Engineer  
IDOT-Bureau of Local Roads and Streets  
201 West Center Court  
Schaumburg, Illinois 60196  
P 847/705.4406  
F 847/705.4203

## Holly Ostdick

---

**From:** dlatto24@gmail.com on behalf of Dennis Latto <dennis.latto@ssmma.org>  
**Sent:** Thursday, October 22, 2015 3:59 PM  
**To:** Kama Dobbs  
**Cc:** Holly Ostdick  
**Subject:** Re: Deferred Tinley Park project

My apologies, everything in SSMMA's request was correct (including TIP number) but I put down the wrong location. The ROW for TIP ([07-10-0001](#)) that SSMMA is requesting reinstatement of funds for is 183rd St from Oak Park Ave (WILL/Tinley Park). Thank you and sorry for the confusion.

On Thu, Oct 22, 2015 at 9:32 AM, Dennis Latto <[dennis.latto@ssmma.org](mailto:dennis.latto@ssmma.org)> wrote:  
 Kama and Holly,

The ROW for TIP ([07-10-0001](#)) along 191st St in Tinley Park has demonstrated readiness. SSMMA is requesting reinstatement of ROW funds from CMAQ Project Selection Committee (PSC) in FFY 2016. Thank you for your consideration and please let me know if you have further questions.

Dennis

On Tue, Sep 29, 2015 at 1:22 PM, Kama Dobbs <[kdobbs@cmap.illinois.gov](mailto:kdobbs@cmap.illinois.gov)> wrote:

Dennis,

You should send an email to both Holly and me requesting that the ROW funds be reinstated for this project. The deadline is 10/22/15 for us to receive that email for the request to be considered in November. There is more information about CMAQ deferral policies on the [CMAQ Program Management and Resources](#) web page.

Thanks,

Kama

Kama Dobbs

Senior Program Analyst

Chicago Metropolitan Agency for Planning (CMAP)

[kdobbs@cmap.illinois.gov](mailto:kdobbs@cmap.illinois.gov)

[312-386-8710](tel:312-386-8710)

233 South Wacker Drive

Suite 800, Willis Tower

---

**From:** Kama Dobbs

**Sent:** Tuesday, September 29, 2015 1:18 PM

**To:** 'Riddle, Charles F'

**Cc:** Bunn, Brandi N.; Hameed, Mohammed A; Eberlin, Mary R; Sparks, Karen; Marr, Patricia A; Holly Ostdick; Dennis Latto ([dennis.latto@ssmma.org](mailto:dennis.latto@ssmma.org))

**Subject:** RE: Scan from a Xerox WorkCentre/ Tinley Park, Sect. 10-00109-00-CH, R-90-015-14, STA.

Chad,

The phase is currently deferred and is therefore in MYB in the TIP ([07-10-0001](#)). CMAQ Project Selection Committee (PSC) approval is needed to reinstate the funds in FFY 2016. The next PSC meeting is November 11, 2015. If approved, the required TIP amendment would be considered by the Transportation Committee on November 20, 2015.

If you have any questions, let me know.

Thanks,

Kama

Kama Dobbs

Senior Program Analyst

Chicago Metropolitan Agency for Planning (CMAP)

[kdobbs@cmap.illinois.gov](mailto:kdobbs@cmap.illinois.gov)

[312-386-8710](tel:312-386-8710)

October 15, 2015

Douglas Ferguson  
Chicago Metropolitan Agency for Planning  
233 South Wacker Drive  
Suite 800, Sears Tower  
Chicago, IL 60606

Reference: DuPage River Trail – Segment 5  
TIP 12-12-0001

Dear Mr. Ferguson:

The DuPage River Trail – Segment 5 is as a multi-agency project with the goal of constructing a bike/pedestrian trail along the DuPage River in Naperville and Will County. This current project is an extension of previously constructed segments of the DuPage River Trail. Phase 1 Design Approval was received almost a year ago and final plans have been submitted to IDOT for the November 6, 2015 Letting.

The Forest Preserve District of Will County is the lead agency for this project. The District has received \$1,128,000 in CMAQ dollars for the construction of this project. However, due to recent trends of significantly higher bid amounts, the Construction Cost Estimate for this project has increased due to higher unit prices being utilized in the estimate. The current estimated construction cost is now \$1,787,000. The District is therefore requesting an additional \$302,000 in CMAQ dollars to cover the balance of the project.

If you have any questions or need additional information, please let me know.

Sincerely,



David Landeweer, P.E.  
Project Manager

## CMAQ Cost Change Request Form

### Project Identification

TIP ID	12-12-0001	Sponsor	Will County Forest Preserve District
Project Location Description	DuPage River Trail – Segment 5		

### Currently Programmed Funding – Before cost change(s)

Phase	Programmed FFY	Programmed Total Cost (\$000's)	Programmed Federal Cost (\$000's)	Programmed Federal Share (%)	Federal Fund Source	Match Fund Source	Phase Accomplished*
ENG1	2013	90	72	80	CMAQ	GEN	<input checked="" type="checkbox"/>
ENG 2	2015	85	68	80	CMAQ	GEN	<input checked="" type="checkbox"/>
ROW	NA						<input type="checkbox"/>
CONST	2016	1410	1128	80	CMAQ	GEN	<input checked="" type="checkbox"/>
CE	2016	130	104	80	CMAQ	GEN	
Total		1715	1372				

Phase	Programmed FFY	Programmed Total Cost (\$000's)	Programmed Federal Cost (\$000's)	Programmed Federal Share (%)	Federal Fund Source	Match Fund Source	Phase Accomplished*
ENG							<input type="checkbox"/>
IMP							<input type="checkbox"/>
Total							

### Actual/Estimated Costs and Schedule – Including cost change(s)

Phase	Starting FFY	Current Total Cost (\$000's)	Current Federal Cost (\$000's)	Current Federal Share (%)	Federal Fund Source	Local Match Fund Source	Actual or Anticipated federal authorization date**
ENG1	2013	90	72	80	CMAQ	GEN	12/11/14
ENG 2	2015	85	68	80	CMAQ	GEN	4/29/15
ROW	NA						
CONST	2016	1787	1128	63	CMAQ	GEN	11/6/15
CE	2016	130	104	80	CMAQ	GEN	
Total							

Phase	Starting FFY	Current Total Cost (\$000's)	Current Federal Cost (\$000's)	Current Federal Share (%)	Federal Fund Source	Local Match Fund Source	Actual or Anticipated FTA Grant approval date***
ENG							
IMP							
Total							



## Requested Cost Changes (+/-)

Check all that apply: ☒ Cost Increase ☐ Transfer of Funds ☐ Reinstatement of Deferred Funds

Phase	Starting FFY	Additional Total Cost (\$000's)	Additional Federal CMAQ Funds(\$000's)	Revised Federal Share (%)	Transfer to/from phase(s)
ENG1					
ENG 2					
ROW					
CONST	2016	377	302	80	
CE					
Total					

Phase	Starting FFY	Additional Total Cost (\$000's)	Additional Federal CMAQ Funds (\$000's)	Revised Federal Share (%)	Transfer to/from phase(s)
ENG					
IMP					
Total					

## Reason for Request

Check here if the reason is a scope change ☐ and complete a [Scope Change Request](#) form.

Additional dollars are being requested for construction due to the recent trend in higher than anticipated bids. As a result, higher unit price costs are being utilized in estimating the construction cost of the project. There is no scope change resulting in increased costs.

## State and Federal Project Information

Select One.

- ☐ State/Federal Project or Grant Numbers Provided Below  
☒ Most recently *approved* PPI Form Attached  
☐ Local Agency Agreement Attached

Phase	State Job Number X-00-000-00	Federal Project Number XXX-0000(000)	FTA Grant Number IL-XX-XXXX-XX
ENG1	P-		
ENG 2	D-		
ROW	R-		
CONST	C-		
ENG			
IMP			

## Additional Comments

## Project Identification

Provide the project identification exactly as it appears in the CMAQ Program. The current Program Summary Report can be found on the CMAQ Program Management and Resources page of the CMAP website (<http://www.cmap.illinois.gov/mobility/strategic-investment/cmaq/program-management-resources>). Individual project line items are listed alphabetically by sponsor in the year in which they are programmed.

## Currently Programmed Funding – Before cost change(s)

Provide the current programmed funding for all phases, regardless of the fund source used/programmed for that phase. The FFY and costs for CMAQ line items must match the [current CMAQ Program](#), including any previously approved cost changes. For deferred phases, the programmed year should be entered as MYB. All line items funded with other sources should match the [TIP](#), however phases not included in the TIP (for example locally funded engineering) should also be included here. Enter N/A for ROW or CE if no ROW or CE is required for the project.

Complete the table that is appropriate for the type of project. Insert additional rows in the table if more than one fund source is being used for a phase, or if funding is “staged” in multiple federal fiscal years. Each row should include one fund source and one FFY.

\*Definitions of accomplishment can be found in the [CMAQ Programming and Management Policies](#).

## Actual/Estimated Costs and Schedule – Including cost change(s)

Enter the actual costs included in the most recent Engineer’s Estimate for every phase of the project, including phases that are complete and/or authorized, and the current project schedule. For accomplished phases, enter the actual cost and date of federal authorization or grant approval. Enter N/A for ROW or CE if no ROW or CE is required for the project.

Complete the table that is appropriate for the type of project. Insert additional rows in the table if more than one fund source is being used for a phase, or if funding is “staged” in multiple federal fiscal years. Each row should include one fund source and one FFY.

\*\*For the construction phase, enter the letting date. For other phases, the authorization date is typically the date the Local Agency Agreement is executed by IDOT Central Office. For phases not using federal funds, enter the estimated start date of the phase.

\*\*\*Some non-traditional projects (such as the purchase of bicycle racks) may be ENG/IMP projects processed through IDOT. For these projects, enter the federal authorization date.

## Requested Cost Changes (+/-)

Enter the changes (positive and negative) to the total cost of each phase and the CMAQ funding requested (difference between currently programmed funds and actual/estimated cost). If any line is the same as the currently programmed funding, enter zeroes. To request a transfer of funds from one phase to another, enter negative values in the phase funds are being transferred from and enter the phase(s) funds are being transferred to in the “Transfer to/from phase(s)” column. In the row for the phase accepting the transferred funds, enter the amount transferred and the phase it is being transferred from. If you are requesting an increase in addition to a transfer, please use separate rows for the transferred amount and the new funding being requested.

Complete the table that is appropriate for the type of project. Insert additional rows in the table if more than one fund source is being used for a phase, or if funding is “staged” in multiple federal fiscal years.

## **Reason for Request**

Briefly describe the reason for the cost change (this information will be used to develop the PSC agenda).

## **State and Federal Project Information**

State and/or Federal identification must be provided below or via an attached Project Program Information (PPI) Form or Local Agency Agreement for Federal Participation (BLR 5310). Enter TBD if numbers have not yet been assigned by IDOT or the FTA.

## **Additional Comments**

Provide any additional information that may assist CMAP staff and the PSC with consideration of this request. Use this space to explain any entries above that were left blank, or to clarify any of your above responses. There is no need to repeat information supplied elsewhere on the form; information provided only in a cover letter should be repeated, however.

**For the submittal procedures and more detailed instructions that apply to this form, see the [CMAQ Scope and Cost Change Request Procedures](#) document.**

**Submit this completed form and any requested attachments to your Planning Liaison (PL) for review and submittal to CMAP. For sponsors noted as exceptions to PL review in the procedure above, please submit to the project contact for transmittal to CMAP.**

**Requests should be submitted according to the schedule outlined on the current calendar of [Transportation Meetings and Deadlines](#). Requests received after the CMAQ Revision Request deadline for a particular PSC meeting will not be considered until the next scheduled meeting.**