

Impacts of Latino Population Growth On
Comprehensive Planning in the Chicago Metropolitan Region

Technical Paper

Draft - December, 2008

Intentionally blank

Table of Contents

List of Tables	4
List of Figures.....	4
List of Appendices.....	5
Executive Summary	6
1. Approach	6
2. Changes in Latino Population	7
3. Education.....	13
4. Employment and Income	18
5. Transportation.....	23
6. Housing and Land Use	25
7. Quality of Life	29
Health	29
Civic Involvement.....	31
Bibliography.....	34
Appendices.....	36

List of Tables

Table 1. Latino Growth Since 1970.....7

Table 2. Population Change By Race And Ethnicity9

Table 3. Latino Urban And Suburban Growth.....10

Table 4. Double And Triple Percent Latino Growth Beginning In The 1970's.....10

Table 5. Top 6 Latino National Origin Groups.....11

Table 6. Regional Change In Population By Race/Ethnicity Through 204012

Table 7. Latino Enrollment From Years 2000 – 2005.....13

Table 8. Children in Linguistically Isolated Households 2000 – 2006.....15

Table 9. Educational Attainment for the Population 25 years and Over.....15

Table 10. Metropolitan Area Rate of College Completion 2006.....16

Table 11. Metropolitan Area Rate of High School Completion 200617

Table 12. Graduation Rates By Ethnicity/Gender17

Table 13. Latino Male Occupations18

Table 14. Latina Female Occupations19

Table 15. Comparison Of Employment Change By Latino And All Other
Workers.....20

Table 16. Earnings Gap By Latino/Non-Latino And By Sex.....21

Table 17. Comparison Of White, Latino, and Black Household Incomes22

Table 18. Change In White, Latino, and Black Home Ownership.....25

Table 19. Increases In Home Ownership By Latinos And All Others.....26

Table 20. Comparison Of Latino And All Other Renter Households27

Table 21. Percent Of Sub-Prime Mortgages For The White, Latino and Black
Population28

Table 22. Overcrowded Housing By Race/Ethnicity28

Table 23. Uninsured Persons Under Age 65 By Race/Ethnicity.....29

Table 24. Uninsured Persons By Race/Ethnicity And Age30

List of Figures

Figure 1 Regional Concentrations of Latino Population.....8

Figure 2. School Districts With Greater Than 41% Latino Enrollment14

Figure 3. Areas With Above Average Housing and Transportation Costs.....24

Figure 4. Bold Ideas Contest with Pulaski Middle School.....32

Figure 5. Future Leaders in Planning (FLIP) Youth program32

List of Appendices

Appendix A1 - Institute for Latino Studies Focus Group, Detailed Meeting
 Summary.....36

Appendix A2 – Institute for Latino Studies Focus Group, Trends, Issues and Policy
 Directions.....45

Appendix A3 – Institute for Latino Studies Focus Group, Trends, Invitation54

Appendix A4 – Institute for Latino Studies Focus Group, Attendance.....55

Appendix A5 – Institute for Latino Studies Focus Group, Agenda56

Appendix A6 – Institute for Latino Studies Focus Group, Impacts57

Appendix A7 – Institute for Latino Studies Focus Group, Annotated Bibliography
 (presented as resources for literature review)61

Appendix B1 – High School Completion Rate by Race/Ethnicity77

Appendix B2 – College Completion Rates by Race/Ethnicity78

Executive Summary

Many people would agree that the population of our metro area is changing and that Latinos have played a role in this change. Chicagoans might not know though, that 1 in 5 persons living in the Chicago metro area today are Latino, or that the Latino population in Kendall and Will counties have increased by more than 100% since year 2000. This snapshot will show the nature of the increasing Latino population throughout the region and identify major impacts resulting from the burgeoning Latino population. The snapshot will describe how Latino population growth could impact typical planning components included in comprehensive planning - land use, transportation, housing, employment, income, education and quality of life issues such as health recreation, civic infrastructure. Our hope is that residents will use this information as a starting point for discussing the possible impacts of Latino growth and make more well informed recommendations for the GO TO 2040 plan.

This snapshot will show that strength of the Chicago metro region has been due in part to increases in Latino population and contributions and participation by Latinos in the economy and in their communities. The snapshot will also include data indicating that the Latino population will be an increasingly important agent of change beyond the year 2040.

Like previous immigrant groups, Latinos have traditionally looked to the City of Chicago for homes, jobs and a sense of community. This snapshot will show that the trend is changing in that Latino growth is occurring at a greater rate in suburban areas. Earlier immigrant groups in the region, and now Latinos, have sought opportunities for better lives in exchange for starting at the bottom of the ladder in terms of housing, employment, income and education. As the number of Latinos has increased over time, the snapshot will show that they will become a larger and more influential force in the region as many of them strive for and attain the benefits of middle class lifestyles. By strengthening and improving education, career opportunities and communities for Latinos, the region as a whole can remain strong.

1. Approach

Initially, our research began by looking at the impacts of the growing Latino populations using seven discrete lenses – land use, transportation, education, employment, housing, health and quality of life. Soon it became clear however, that these research categories were linked or connected and three major groupings emerged from the original seven: 1) Education/Employment/Income, 2) Transportation/Land Use/Housing, and 3) Quality of Life.

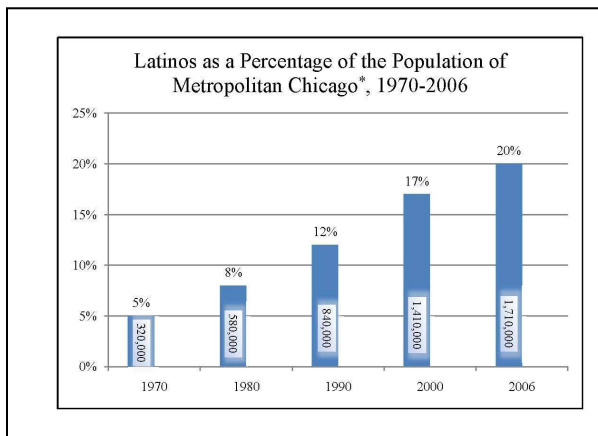
Because this snapshot is an overview, it does not provide a full list of issues facing Latinos in the region or a complete list of impacts of population growth. For example, it does not address issues such as immigration or use of English as an official language. Although these are important issues they are outside the scope of this snapshot.

The Institute of Latino Studies (ILS), University of Notre Dame, served as research consultant for the project. Staff included Sylvia Puente, Project Manager, John P. Koval, Director of Research, Roger Knight, Institutional Research Specialist, and Juan Carlos Guzman, Research Specialist, and Maria Elena Estrada, Administrative Assistant. ILS also convened a meeting of Latino leaders recognized for their expertise in the seven major subject area of this snapshot. The purpose of the meeting was to facilitate interactive conversations to identify relationships between the topic areas and how those connections could shape the region leading to year 2040. The meeting resulted in unique and very valuable cross disciplinary conversations.

2. Changes in Latino Population

The most recent census data show how rapidly Latino population has increased in the region since 1970 (Table 1). In 1970 one of every 20 persons was Latino, but today, one of every five people in the region is of Latino origin. By year 2000 the six-county region included 25 places with a Latino population of 6,000 persons or more including Chicago (753,644 Latinos), Cicero (73,252), and Aurora (46,557) (Paral et all 1994). By 2006, the Latino populations had grown to 774, 042 in Chicago, 73,252 in Aurora and 66,389 in Cicero.

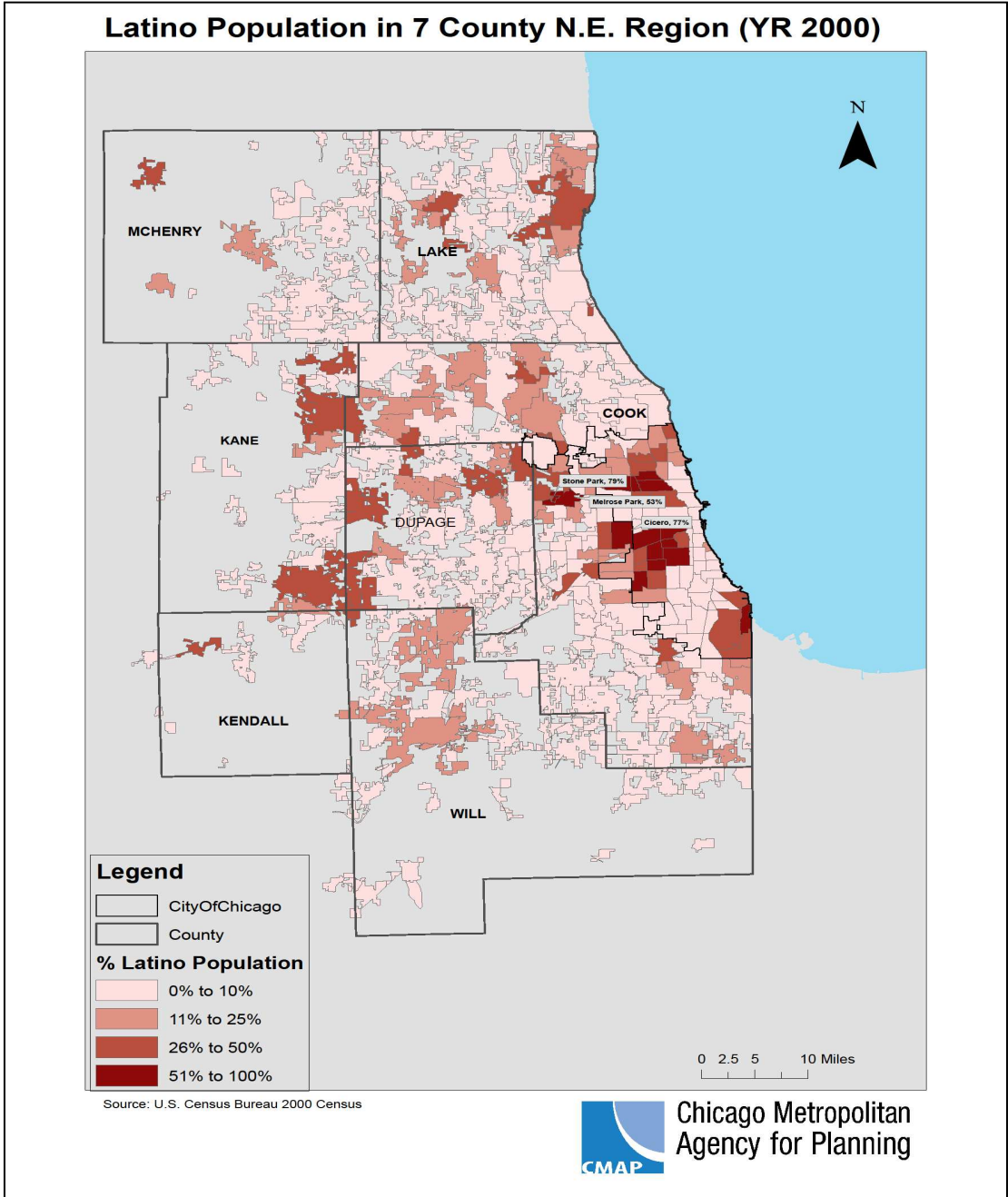
Table 1. Latino Growth Since 1970 (Census 1970-2000, ACS 2006, US Census Bureau)



Data for year 2000 show the highest concentrations of Latino population – greater than 51% - within inner suburbs of Stone Park, Cicero and Melrose Park (Figure 1). Lower but still significant concentrations from 26% to 50% can be seen six of seven counties within

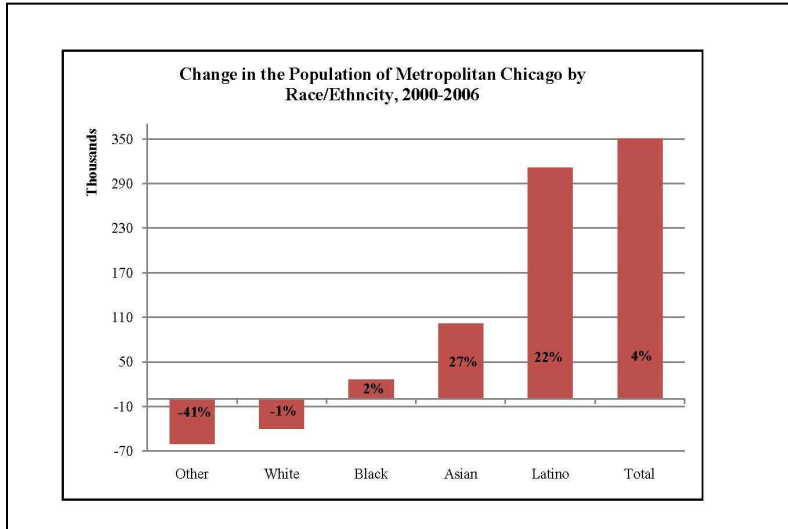
the region. Latino population from 11 – 25% appears to be evenly distributed throughout the entire region.

Figure 1. Regional Concentrations of Latino Population (Census 2000, US Census Bureau)



The population of the seven-county area increased between 2000 and 2006 even though the number of non-Latino whites fell by nearly 40,000 and the number of non-Latino blacks increased only marginally (Table 2). (The seven-county area includes Cook, DuPage, Kane, Kendall, Lake, McHenry and Will counties.) The overall increase is attributable to gains by Latinos and Asian Americans, whose population increased during the six year period by 22% and 27% respectively.

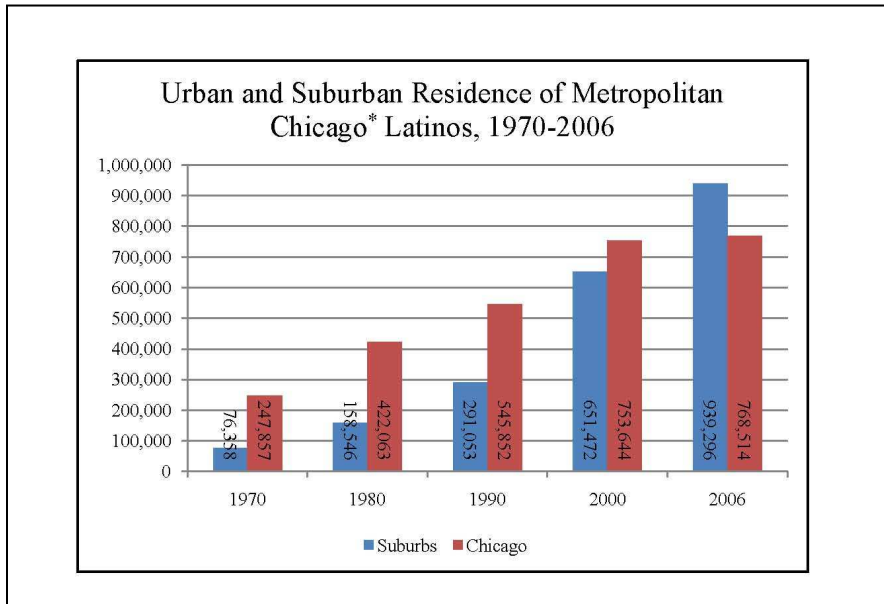
Table 2. Population Change By Race And Ethnicity (Census 2000, ACS 2006, US Census Bureau)



Within the region, Latinos constituted the only racial/ethnic group with increasing population in the city of Chicago between 2000 and 2005. In suburban Cook County, while the minority population also grew in numbers, non-Latino whites decreased substantially resulting in a net population loss for suburban Cook County. In the outer suburbs, all racial/ethnic groups registered growth between 2000 and 2005 with Latinos driving this trend at over 40 percent increase (Johnson 2007).

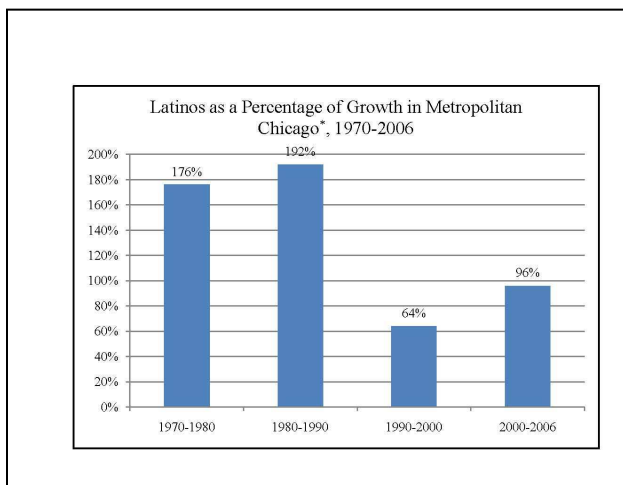
In the 1990s, the number of Latinos grew considerably in the city of Chicago. More than two-thirds of Latino growth in the city, however, occurred due to births. This counters the idea that Latino population growth in the city is driven by immigration (Johnson 2007). For the seven counties in the region, between 2000 and 2006, nearly all of the Latino population growth has been in the suburbs. During this period, the suburban population increased by 288,000 (46%), compared to only 15,000 (2%) in Chicago (Table 3). In addition, out of the seven counties, Kendall and Will registered over 100 percent growth in Latino population in the six year period. Nonetheless, the city of Chicago would have lost population if it were not for the increase in Latinos. This pattern is expected to continue for the rest of the decade.

Table 3. Latino Urban And Suburban Growth (Census 2000, ACS 2006, US Census Bureau)



Between 1970-1980 and 1980-1990, the seven county region would have lost population if not for the growth of Latinos (Table 4). Even though Latino population growth slowed in the 1990s, it still represented two-thirds of the region’s increase. Between 2000-2006, Latinos represented almost all of the region’s population growth.

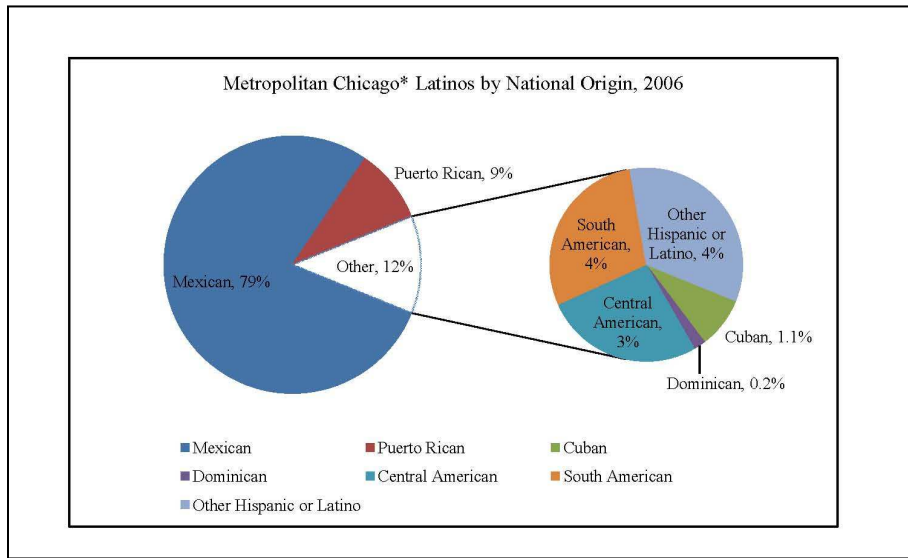
Table 4. Double And Triple Percent Latino Growth Beginning In The 1970's (Census 1970-2000, ACS 2006, US Census Bureau)



By 2006 Chicago’s Latino population had soared to 1.7 million. People of Mexican origin (Table 5), comprised the majority of Latinos making Chicago the third largest Mexican population in the nation. Within the six-county region, one quarter of the

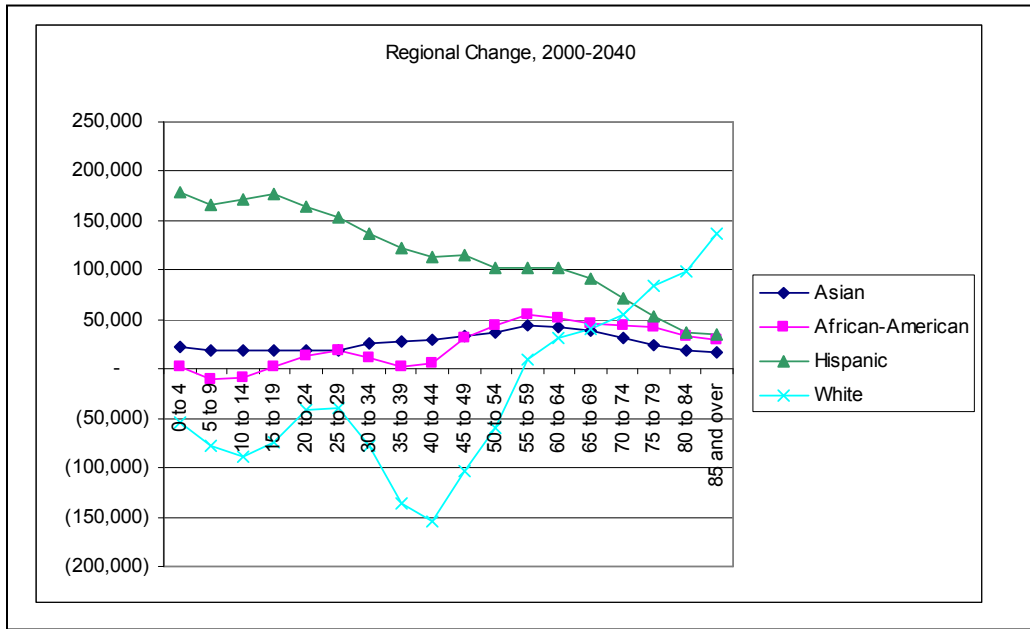
population of Kane, one out of seven people in both Cook and Lake, and around one in ten people in DuPage, McHenry and Will counties are of Mexican origin. Puerto Ricans comprise the second largest group with nine percent of the region’s Latino population, while the remaining twelve percent represents other Latinos including Central Americans, South Americans, Cubans and Dominicans.

Table 5. Top 6 Latino National Origin Groups (ACS 2006, US Census Bureau)



Recent projections indicate that between the years 2000 and 2040 the region will show continued increases in the proportion of Latinos in the population (Table 6). During this time period Latino population will increase for all age groups under age 70. The Asian population is projected to increase consistently in all age ranges, and the Black population is projected to have its highest increases above age 45 with stability or small decreases in some younger age groups. The White population is projected to experience significant declines in ages under 20 and between ages 30 and 50, and very large increases among the older population. Regional population changes are expected to be similar to these national trends, although the region is expected to grow at a lower rate than the nation as a whole. Its projections are also affected by its initial higher concentration of minority, particularly Hispanic, residents.

Table 6. Regional Change In Population By Race/Ethnicity Through 2040 (CMAP, 2008)

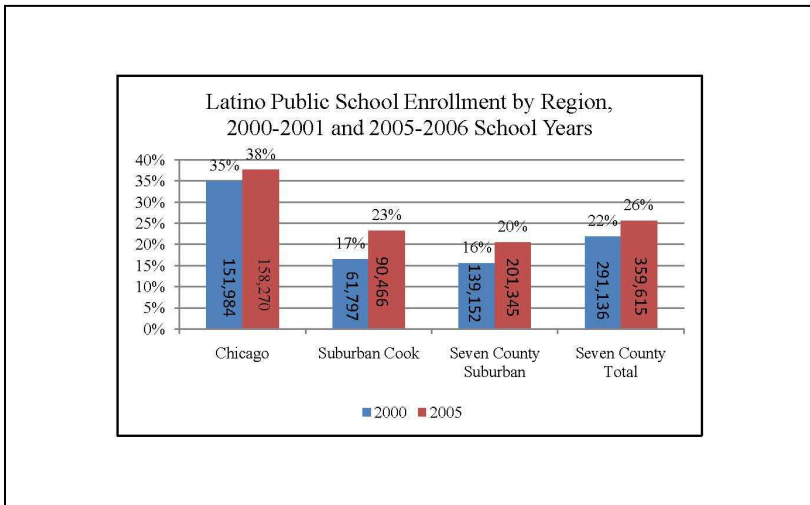


Note that the projections are rough estimates only, intended to provide basic ideas about the 2040 population if current trends continue. Not for making detailed investment or policy decisions.

3. Education

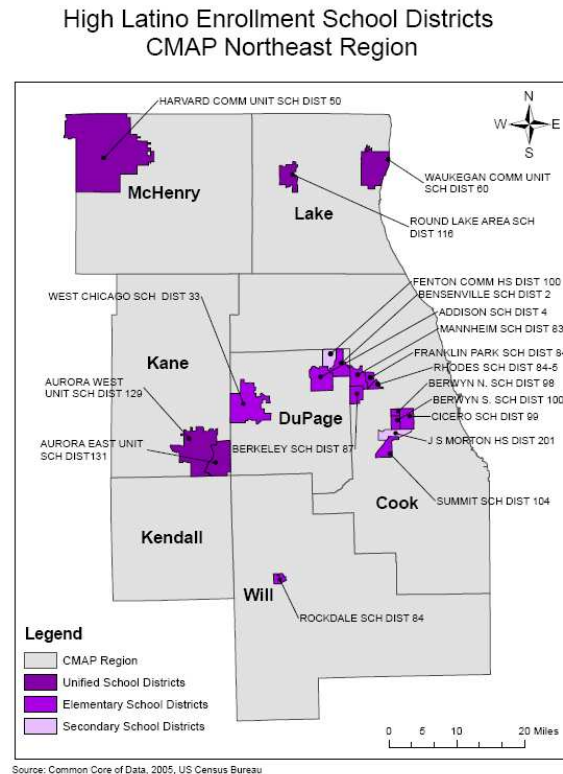
Recent data in the table below shows that more than a quarter (26%) of all public school Kindergarten through 12th (K-12) grade students in metropolitan Chicago are Latino. The majority of students (approximately 38%) of students in the city of Chicago are Latino, compared to 23% in suburban Cook County and 20% in the outside of Cook County. In all areas, however, the number of Latino students has increased in the region from 2000. Public school enrollment among Latinos in the 7-county region has increased in near equal proportions (3 to 6%), with the exception of Will county, where the increase reach 8% in the same time period.

Table 7. Latino Enrollment From Years 2000 – 2005 (Common Core of Data, “Public Elementary/Secondary School Universe Survey,” National Center for Education Statistics)



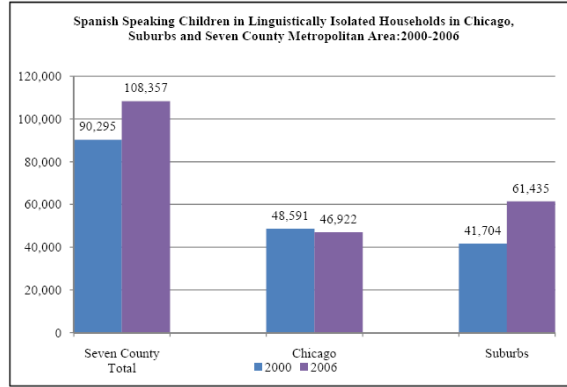
The growth in public school enrollment can also be viewed in terms of the impact on school districts throughout the region. The map below indicates the public school districts with the highest concentrations of Latino enrollment in 2005. The suburban areas highlighted below represent the 19 school districts with over 41% Latino enrollment, including: Cook (9 districts), DuPage (4), Lake (2), Kane (2), McHenry (1), and Will (1). As this demonstrates, most of the school districts with high Latino enrollment are located in Cook and DuPage counties and in communities with large Latino populations, such as Aurora and Waukegan.

Figure 2. School Districts With Greater Than 41% Latino Enrollment (Common Core of Data, “Public Elementary/Secondary School Universe Survey, National Center for Education Statistics, US Census Bureau)



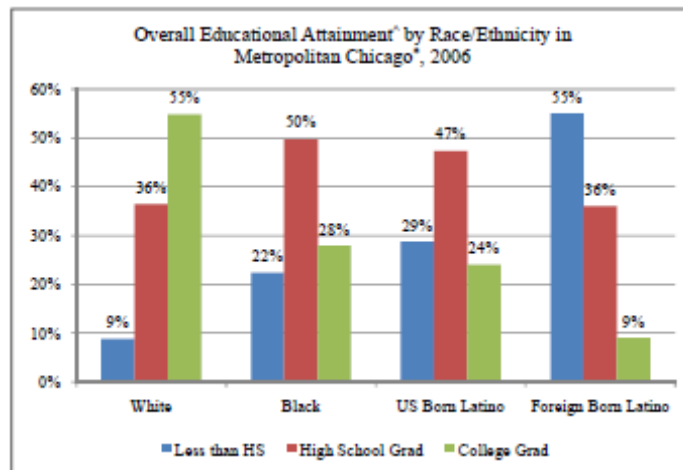
According to the table below, the number of Latino children ages 5 to 17 living in linguistically isolated households (that is, households where no adults speak English fluently) in the region increased 18% between 2000 and 2006. The number of linguistically isolated Spanish-speaking children increased more significantly in the suburbs, by over 47%, and decreased slightly in the city of Chicago. In the city of Chicago, there was a 3 percent decrease in the number of Spanish-speaking children in linguistically isolated households. The significant rise in the percentage of linguistically isolated children in the suburbs corresponds with the trend that more Latinos now live in the suburbs. With the number of Latinos living in the suburbs rising so quickly, one can argue that some suburban communities may be unprepared to provide services and opportunities to Latino children, especially linguistically isolated children, in these communities. These figures underscore the increasing need for bilingual education programs in suburban districts where many Latino children are growing up in homes where no adult is fluent in English.

Table 8. Children in Linguistically Isolated Households 2000 – 2006 (Census 2000, ACS 2006, US Census Bureau)



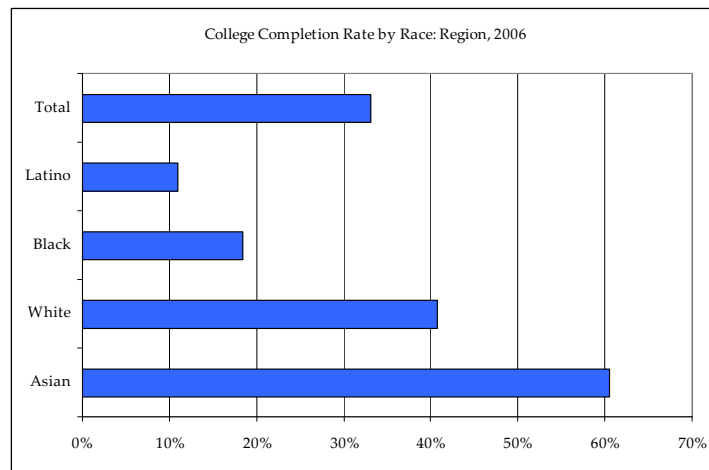
The table below shows that among people 25 and over, foreign-born Latinos are less likely than Blacks and Whites to have completed high school. In addition, while more than half of Whites and a quarter of Blacks obtain a college degree, less than 10 percent of foreign-born Latinos do so. US-born Latinos fare similarly to Blacks. Black high school graduates are more likely than Latinos, but less likely than Whites, to have received a Bachelor’s degree or higher. In 2006, 34% of US-born Latinos who had completed high school had a Bachelor’s degree or higher, compared to 36% of comparable Blacks. By contrast, twice as many of their White peers (60%) were college graduates.

Table 9. Educational Attainment for the Population 25 years and Over (ACS 2006, US Census Bureau)



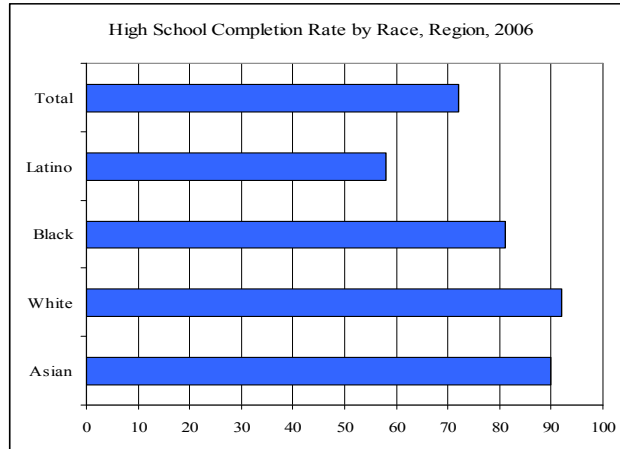
There is a stark difference between Latinos and other major racial groups with respect to educational attainment, as shown in the chart below. Only 11% of Latinos in the region in 2006 had college degrees, compared to 18% for African-Americans, 41% for White residents, and 61% for Asians. These differences in educational attainment are important because of the link between levels of education and earnings. Research has shown that earnings increase with higher levels of education, even regardless of race or ethnicity. In 1999, for example, full-time workers with a high school diploma earned an average of \$30,400 annually, but workers with a bachelor’s degree averaged \$52,200, a 72% difference. Also, as our economy continues to shift toward knowledge-based jobs, a skilled and educated workforce will be critical to our region’s economic success. Increasing education levels among Latinos, the fastest-growing segment of the region’s population, will be necessary to move the region in this direction.

Table 10. Metropolitan Area Rate of College Completion 2006 (ACS 2006, US Census Bureau)



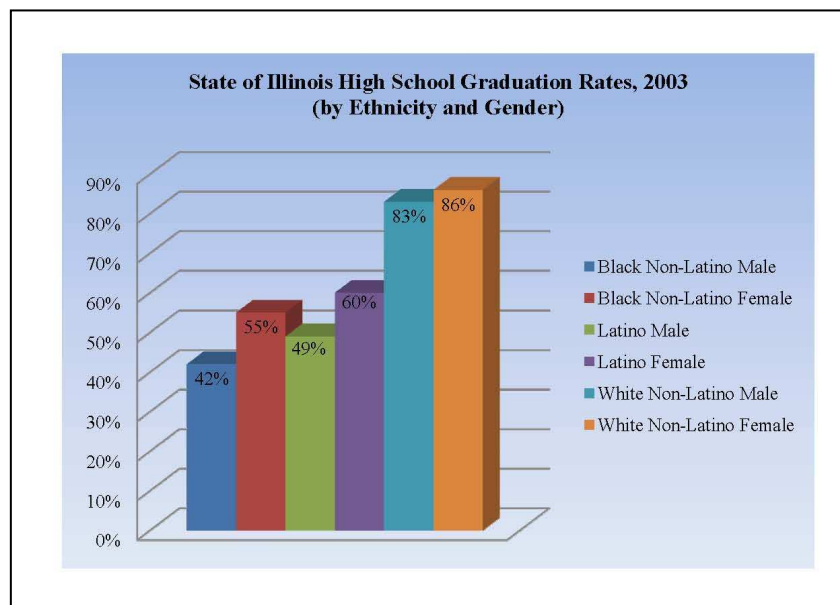
Even at the high school level, the differences among Latinos and other ethnic/racial groups are significant. The table below shows that Latinos lag behind all other groups, graduating 58% of all Latinos enrolled in high school. The next lowest rate is that of Blacks, who experience a high school graduation rate of 81%, Asians 90% and Whites 92%. Latinos are significantly below the total average of 72 percent in the six-county region with available data (Cook, DuPage, Kane, Lake, McHenry and Will). This information supports the low level of college attainment, and subsequent economic rewards, experienced by the Latino population in our region.

Table 11. Metropolitan Area Rate of High School Completion 2006 (ACS 2006, US Census Bureau)



Even when differentiating between males and females, the gender gap yields information indicating that Latinos fare less well than their White counterparts. By looking at the table below, both males and females among Latinos and Blacks lag behind all Whites within the state of Illinois. In all three ethnic/racial groups, females tend to graduate at higher rates than males. Latinas (females 60%) tend to graduate at a higher rate than their male counterparts and both Black males and females, but still considerably lower than White females (86%). Additional trends such as the rising number of children living in poverty and the number of female-headed households in poverty may also affect the educational outcome for these students.

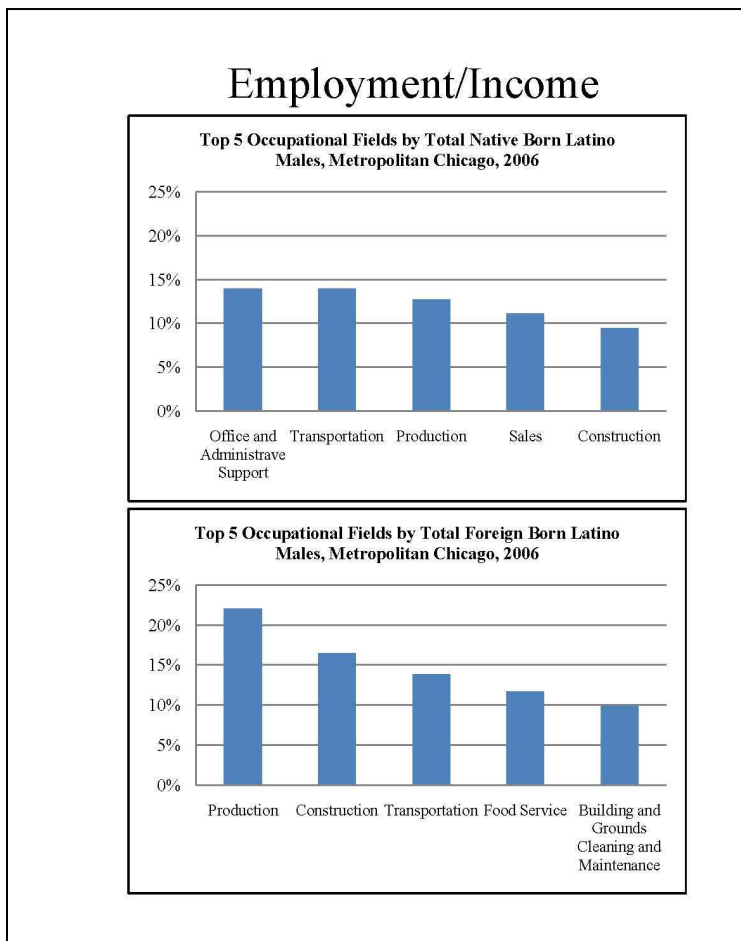
Table 12. Graduation Rates By Ethnicity/Gender (Greene and Winters 2006)



4. Employment and Income

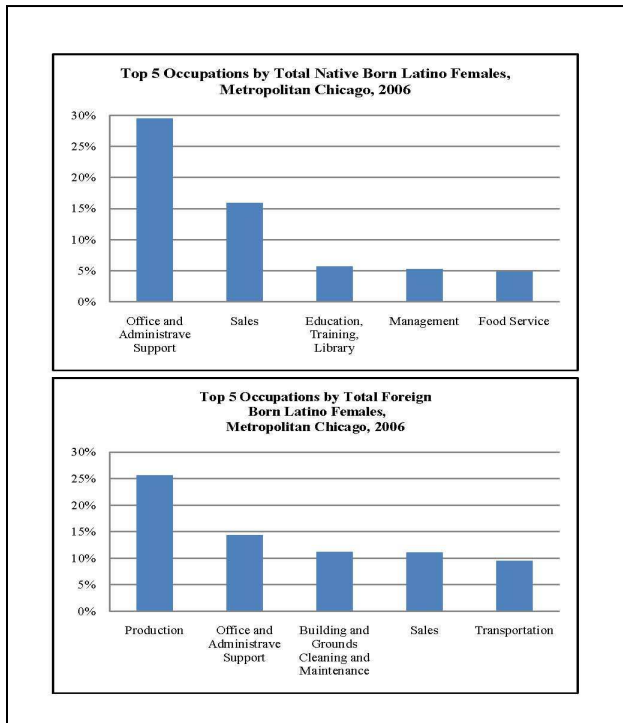
Occupations categorize the kind of work persons do to make a living. Sixty one percent of all native born and seventy four percent of all foreign born Latino males work in the five fields shown below in Table 12. It’s likely that immigrant Latino men have fewer language, education and occupation skills compared to native-born men. As a result, they probably have fewer occupational options, so a higher proportion of them are squeezed into a few occupations. For the same reasons, foreign-born Latino men crowd into unskilled blue collar and low-paying service jobs while native-born Latino men fill a mixture of semi-skilled white collar jobs and better paying blue collar jobs.

Table 13. Latino Male Occupations (ACS 2006, US Census Bureau)



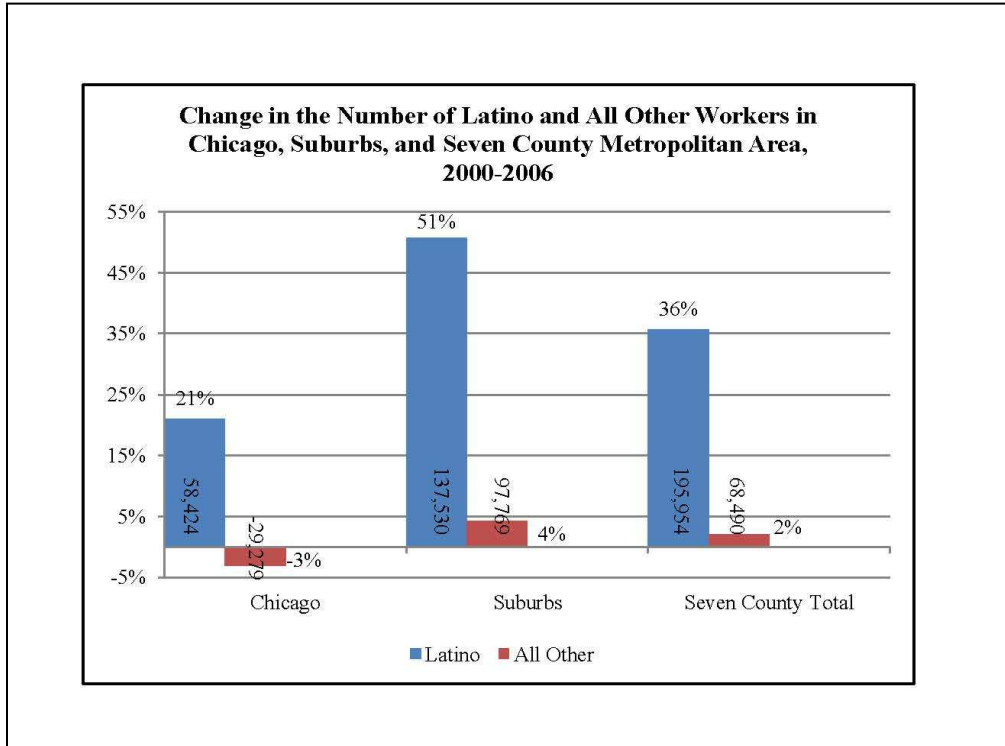
Sixty one percent of all native born females and seventy two percent of all foreign born Latino females work in the five fields shown in Table 13 that follows below. The language, education and occupations skills of immigrant Latinas mirror immigrant males, so they also have fewer occupational options. Again, a higher proportion are squeezed into a fewer occupations. Foreign born Latinas hold more unskilled blue collar jobs while native-born Latinas as more likely to cluster in the middle level semi-skilled white collar jobs.

Table 14. Latina Female Occupations (ACS 2006, US Census Bureau)



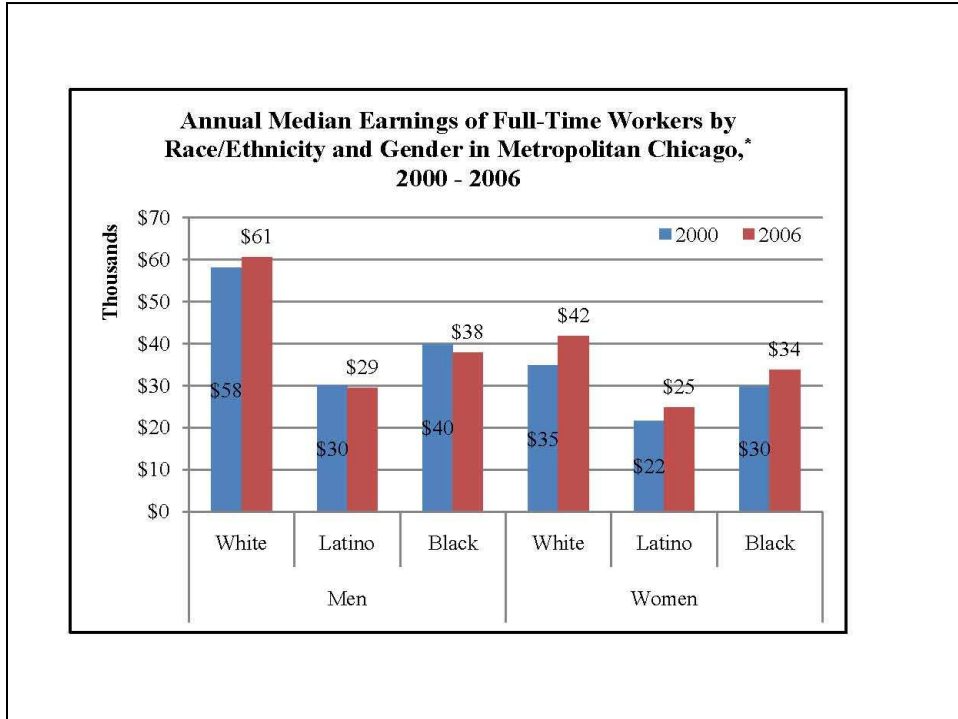
Between 2000 and 2006, Latinos accounted for 74% of the total increase in employed persons in the seven county area and 58% of the increase in suburban workers. In Chicago, growth in the Latino workforce prevented the city’s workforce from decreasing in number (Table 14). The number of Latino residents working in the seven county region increased 196,000 (36%) between 2000 and 2006 while the number of non-Latino workers increased by 68,000 (2%). While 70% of the increase in Latino workers was among suburban residents, the number of Latino workers in Chicago also jumped by more than 58,000. This increase in Latino workers in Chicago represents a 21% increase (2000-2006), compared to a decrease of 3% for all others in the city. In 2006, Latinos accounted for 27% of all workers in Chicago, and 14% in the suburbs (suburban Cook and the six collar counties).

Table 15. Comparison Of Employment Change By Latino and All Other Workers, (Census 2000, ACS 2006, US Census Bureau)



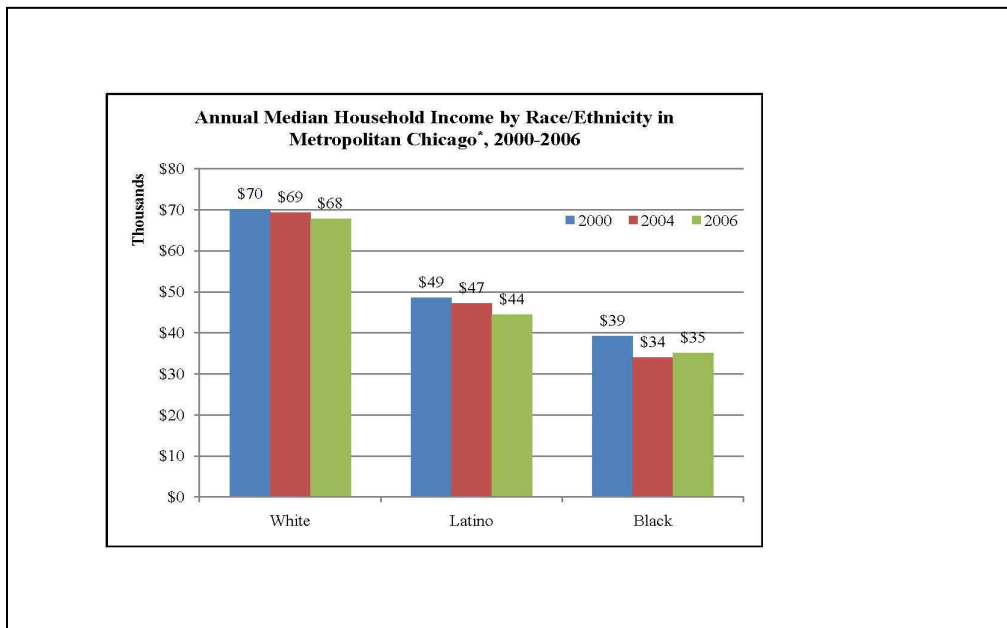
The earnings gap between Latinos and non-Latino whites of both sexes increased between 2000 and 2006 (Table 15). The earnings of African American men and women remain substantially higher than those Latinos. In 2006, the median earnings of non-Latino white men were more than double those of Latino men, while the gap between Latina and non-Latina white women was somewhat less. These income disparities are not surprising since Latinos generally have lower levels of education than non-Latino whites, as we mentioned earlier, education boosts wages and incomes.

Table 16. Earnings Gap By Latino/Non-Latino And By Sex (Census 2000, ACS 2006, US Census Bureau)



Between 2000 and 2006, median household income decreased by approximately \$4,000 (in 2006 constant dollars) for both Latino and black households (Table 16 below). Median household income for non-Latino whites fell during the same period by less than \$2,500. Because, on average, there are more workers in Latino households, the gap between Latinos and non-Latino whites in household income is substantially smaller than for the earnings of individual workers. For the same reason, median Latino household income is higher than that of African American households – in marked contrast to the median earnings of individual Latino and black workers.

Table 17. Comparison Of White, Latino, and Black Household Incomes, (Census 2000, ACS 2004-2006, US Census Bureau)



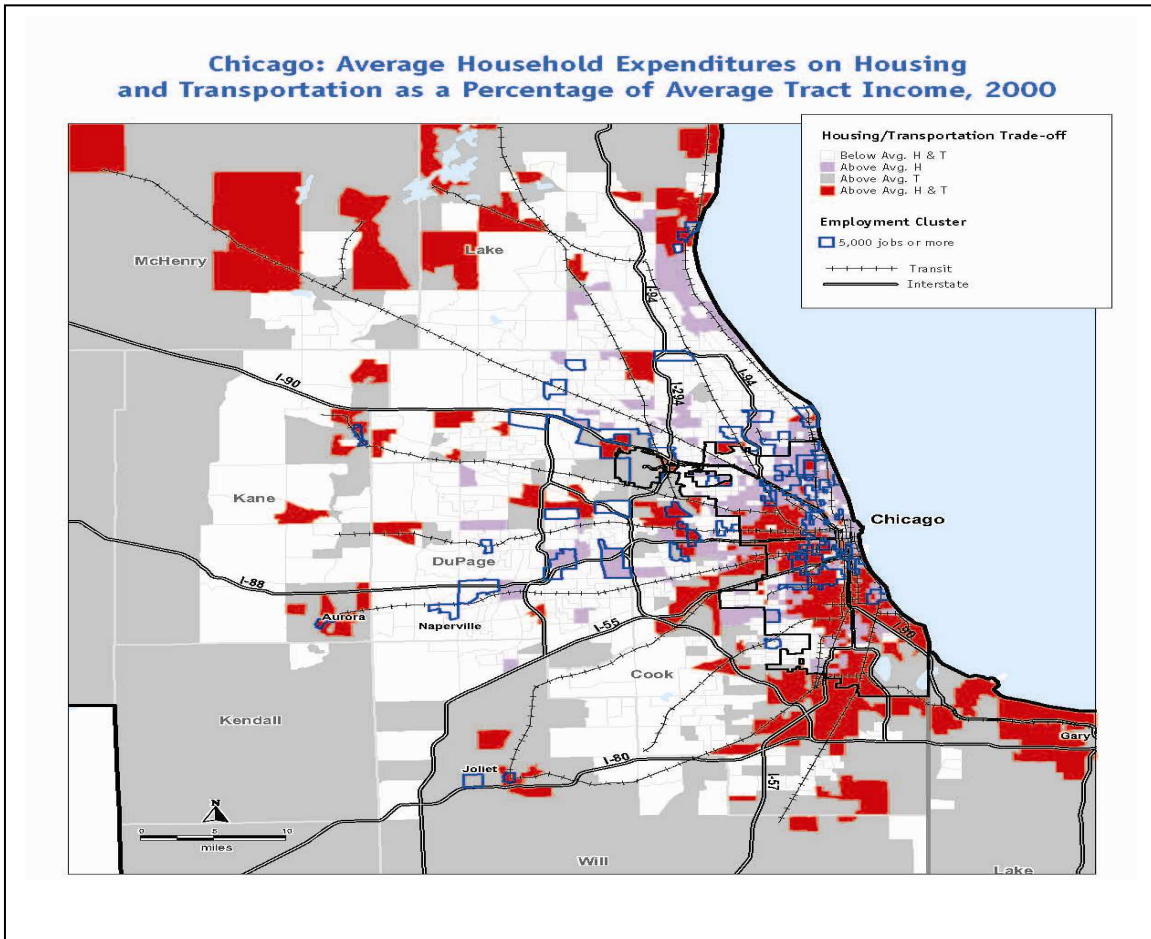
5. Transportation

Transportation and housing are the largest expenditures for working families (household income of \$20-50k/year). In the Chicago metro area 28% of household income is spent on housing and 27% is spent on transportation. Many people looking for less expensive housing even beyond suburbs 'drive until they qualify', unaware that transportation cost savings are greater than housing cost savings after the home to work commute exceeds 15 miles. Studies have also shown that Latinos make up 25% of neighborhoods with high transportation and high housing costs. The neighborhoods are also described as low income urban areas segregated by race and income, (Cicero or Stone Park), as inner suburbs with fewer jobs, (Blue Island) or as outer suburbs or satellite cities away from jobs and services and close to urban areas (Round Lake Beach – Lake County, Harvard – McHenry County, Aurora – Kane County, or Joliet – Will County). The accompanying map (Figure 3), shows areas shaded in red having both high housing and high transportation costs. Note that many 'red' areas are not within employment centers that are outlined by thick blue borders.

Public transit is often a viable option to single occupancy vehicles, but although our existing transit system has good connections between suburbs and the downtown there is little extensive and consistent service between suburbs. Therein lays the problem because those are the areas where growing numbers of Latinos live and work. An important option is to plan for alternative modes of transportation in addition to public transit such as bicycle and pedestrian pathways. These kinds of alternatives often cost less, use less fuel, help reduce traffic congestion and travel time, and improve air quality. With transportation alternatives, community members could participate more fully in their own communities and with neighboring communities.

Research revealed that not very much recent transportation data about Latinos are available. Data or studies are needed particularly for Latino population that would help us understand trip flows in suburbs between residences and employment centers, travel behavior data that show whether Latino travel behavior differs from the general population, and data related to correlations between crashes, income levels and housing. These kinds of data could contribute to long range planning that identifies rights-of-way needed for transit corridors, provides justification for federal and state funds for capital costs (right-of-way, rail cars, engines), explains the need for additional staff, and undergirds the need to coordinate efforts between transit providers and communities.

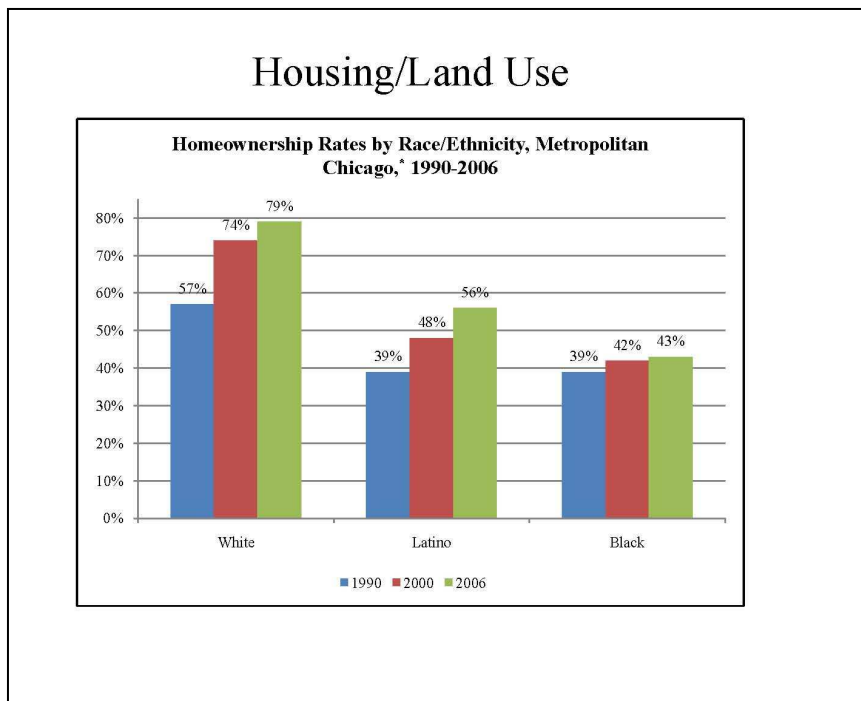
Figure 3. Areas With Above Average Housing and Transportation Costs (“Heavy Load”, Center for Housing Policy 2006)



6. Housing and Land Use

Fifty six percent of Latino households in the six county region were owner-occupied in 2006, an increase of 8 percentage points from 2000 and 17 percentage points from 1990 (Table 19). By comparison, the homeownership rate for non-Latino whites in 2006 was 79%. The white homeownership rate in 2006 was 5 percentage points higher than in 2000 and 22 percentage points higher than in 1990. The homeownership rate for black residents of the region was only 43% in 2006, having increased much more slowly than that of Latinos or non-Latino whites.

Table 18. Change In White, Latino, and Black Home Ownership (Census 1990-2000, ACS 2006, US Census Bureau)



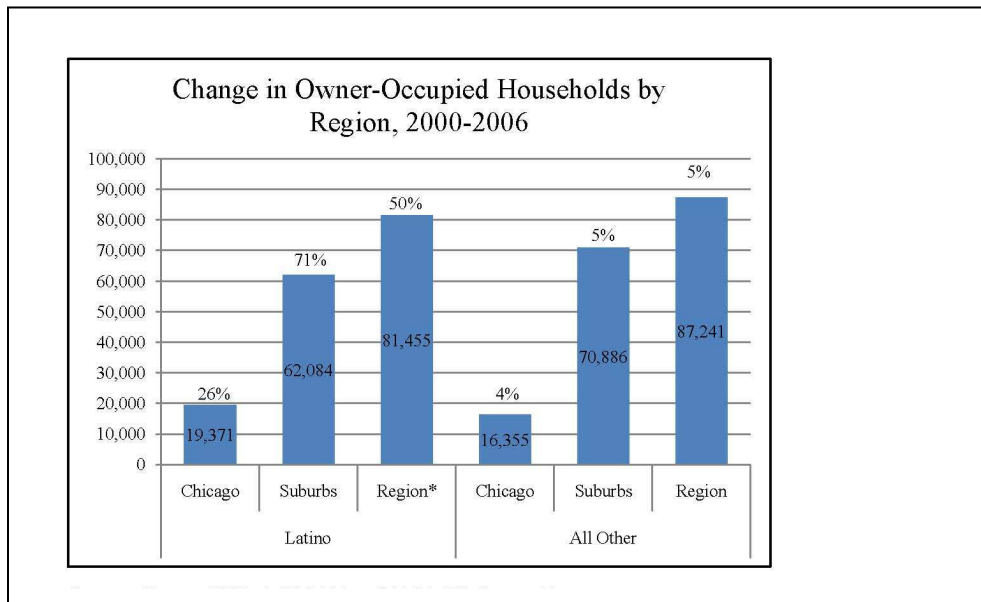
The increase in the Latino homeownership rate since 2000 is particularly remarkable, given the very low earnings of Latino workers and the decrease in median household income for Latinos since 2000.

Between 2000 and 2006, the total number of occupied households (owner and renter occupied) in the seven county metropolitan area increased by more than 85,500 (Table 20). Were it not for an increase of more than 94,000 Latino households, the total number of households in the region would have fallen by 9,000 during this period. Almost all of the increase in Latino households was in owner-occupied homes (86 percent). Between 2000 and 2006, Latinos accounted for 54 percent of the increase in owner-occupied homes in Chicago, 47 percent of the increase in the suburbs, and 48 percent of the increase across the seven county region. While homeownership rates increased by 4-5

percent for all others, Latino homeownership rates increased between 26-71 percent in the region.

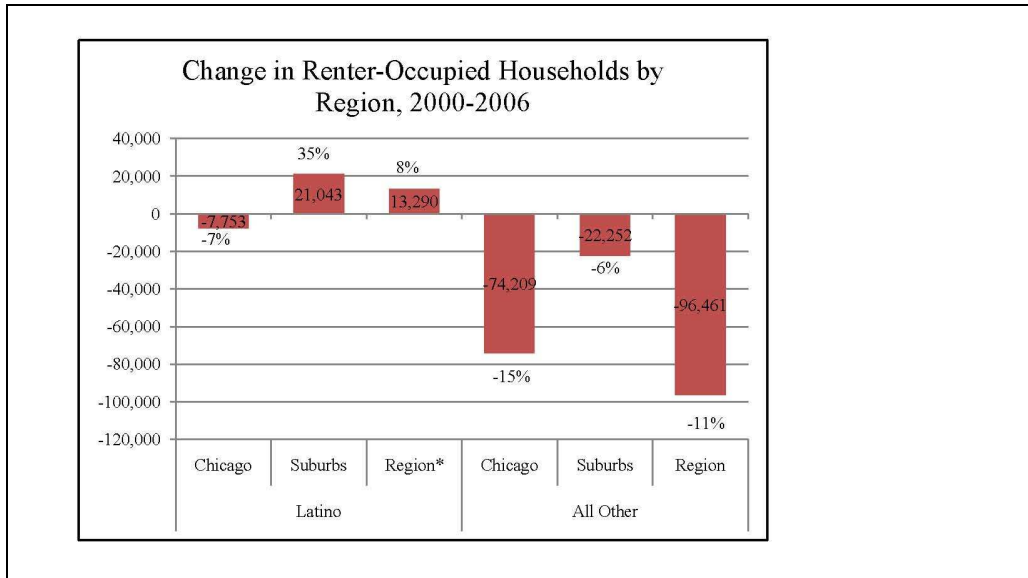
Compared to the previous chart (Table 19), although there were 50 percent more Latino owner-occupied households in the region between 2000 and 2006, this only represents and 8 percentage-point increase in Latino homeownership rate.

Table 19. Increases In Home Ownership By Latinos And All Others (Census 2000, ACS 2004 and 2006, US Census Bureau)



The number of homes rented by Latinos increased by a little over 13,000 in the seven counties, in marked contrast to a decline of nearly 100,000 homes rented by all other residents in the seven county area (Table 21). All of the increase in Latino households rented by Latinos occurred in the suburbs; the number of Latino rental households declined by more than 7,000 in the city.

Table 20. Comparison Of Latino And All Other Renter Households (Census 1970-2000, ACS 2006, US Census Bureau



Forty five percent of mortgages (first liens) obtained by Latinos in 2006 were expensive sub-prime loans – loans with interest rates at least three percentage points higher than the prime treasury rate (Table 22). By comparison, only 16 percent of mortgages obtained by non-Latino white residents of the region were sub-prime loans. Black homebuyers in the region had the highest percentage of subprime loans at 63 percent. (Data refer to the Chicago Metropolitan Statistical Area).

Recent data suggest that overcrowded housing conditions have increased on a national scale for Latinos (Table 23). Reasons for overcrowding could be characterized in two categories. One is that overcrowding is a cultural preference, (higher density within a housing unit is a good thing), and that planners need to be aware of Latino culture when developing code enforcement policies and ordinances. The second explanation is that overcrowding is caused by economic and social factors related to low wages, expensive or sub-standard housing, and social marginalization. Local officials could strengthen their communities by continuing to not tolerate substandard housing and by promoting an adequate supply of affordable housing.

Table 21. Percent Of Sub-Prime Mortgages For The White, Latino and Black Population (Federal Financial Institutions Examining Council, Home Mortgage Disclosure ACT (HMDA) administrative database, 2006)

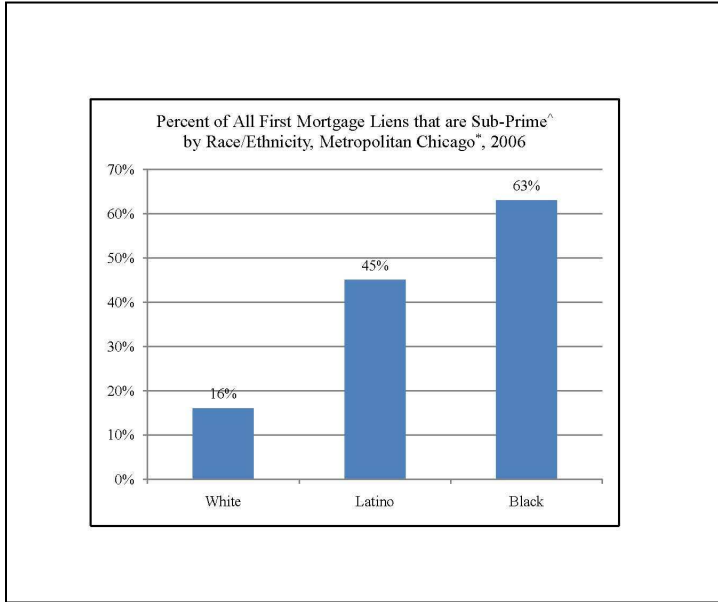
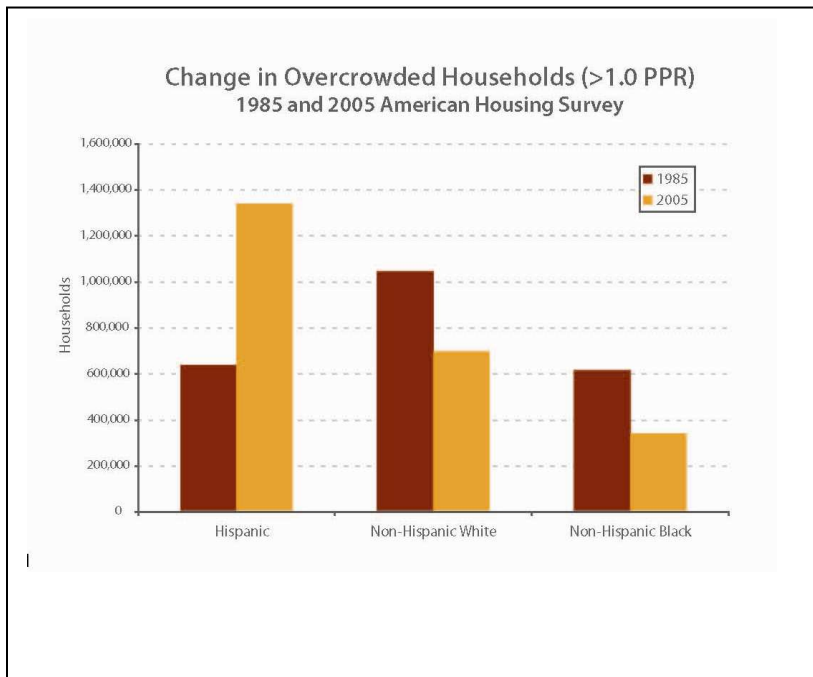


Table 22. Overcrowded Housing By Race/Ethnicity (“Under One Roof *Bajo el Mismo Techo*”), Roth, 2008)

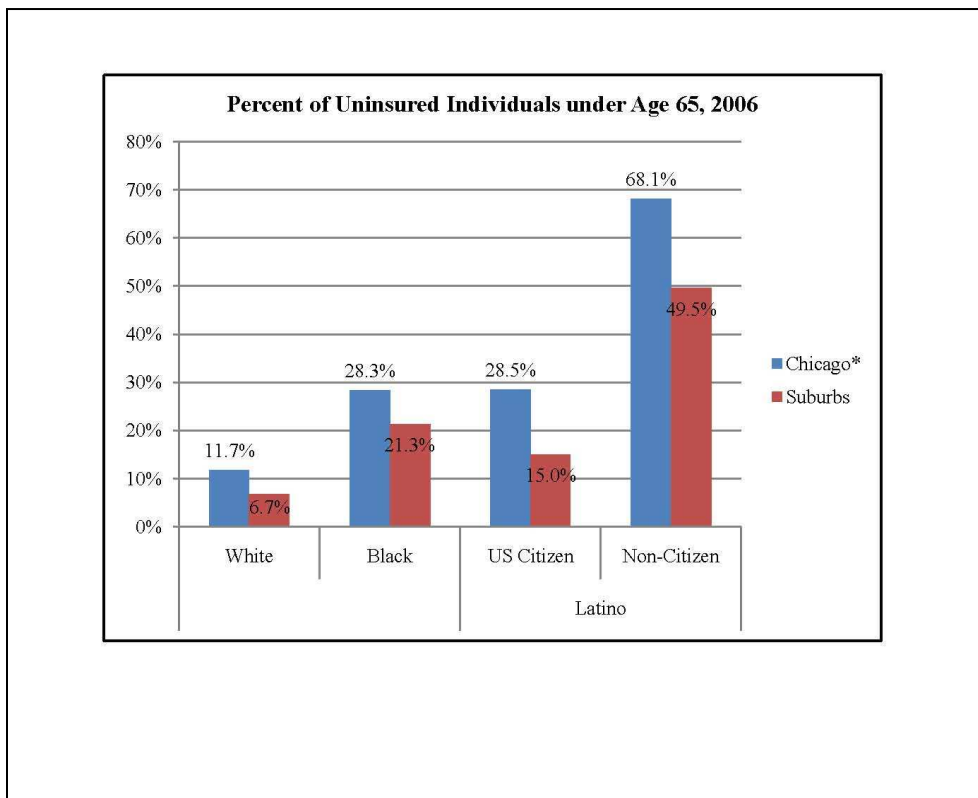


7. Quality of Life

Health

Within all race/ethnicity groups, uninsurance rates are higher in the city than in the suburbs (Table 24). Non-citizen Latinos have the highest percentage of uninsured individuals, while Latino citizens in the city are as likely to be uninsured as Blacks in the city. Latino citizens in suburbs have lower rates of uninsurance than Blacks in the suburbs. Whites have the lowest percentage of uninsured people among all groups. (In the chart below, Chicago refers to the city proper while the Suburbs refer to the metropolitan area outside of Chicago, including suburban Cook, DuPage, Grundy, Kane, Kendall, Lake, McHenry, and Will counties.)

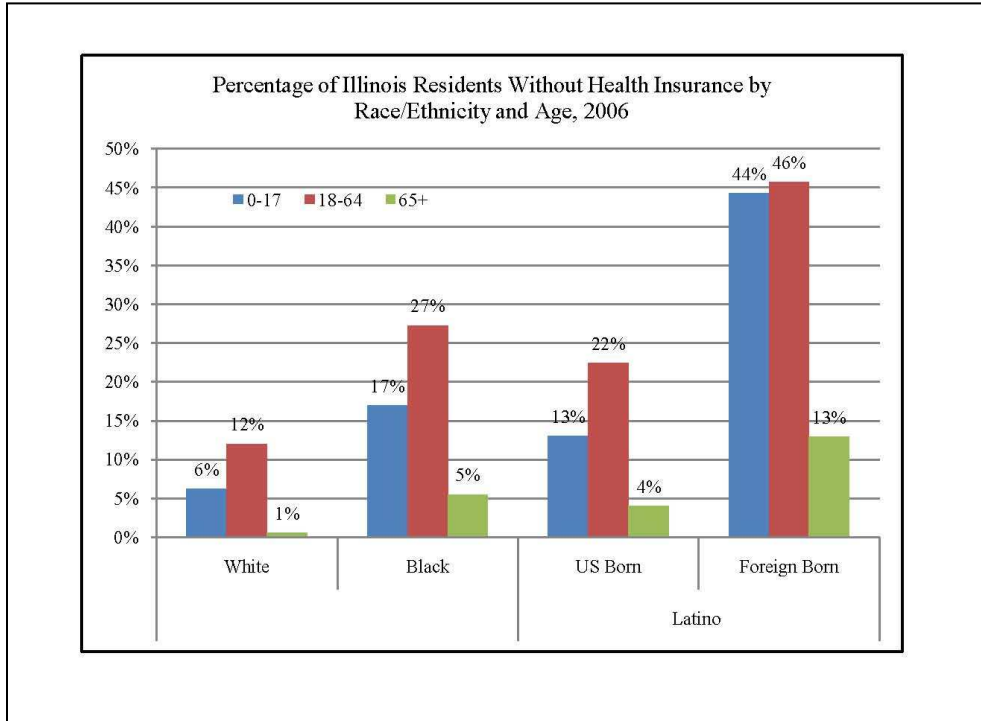
Table 23. Uninsured Persons Under Age 65 By Race/Ethnicity (Gilead 2008 based on Current Population Survey, Annual Social and Economic Supplement, 2007, US Census Bureau)



In the state of Illinois, the highest rates of uninsured people are among Latinos (Table 25). Almost half of all foreign-born and almost a quarter of US born working-age Latinos lack health insurance. Uninsurance rates for US born Latino children and elderly are comparable to those of blacks, while foreign-born Latino children are twice as much

likely to be uninsured than black children. Non-Latino whites have the lowest levels of uninsured in all categories.

Table 24. Uninsured Persons By Race/Ethnicity And Age (Current Population Survey, Annual Social and Economic Supplement, 2007, US Census Bureau)



Civic Involvement

As the Latino population continues to grow, Latinos will exercise more influence in education, in the economy, in health care and in the communities where they live. Challenges faced by Latinos, such as gaps in income, education and poverty are detrimental not just to Latinos but to the region because it limits competitiveness of the region. In contrast, an integrated region has a better chance of competing globally.

On April 29, 2008 the Institute for Latino Studies and CMAP convened 18 experts on a variety of issues related to CMAP's Go To 2040 planning process. The purpose of the meeting was to facilitate an interactive conversation focused on seven key planning areas as they relate to Latinos in our region: land use, transportation, housing, employment and income, health care, education and quality of life.

The results of this focus group meeting yielded information about Latinos' civic involvement. Participants discussed recent issues and trends and the possible policy directions associated with their observations and experiences. For example, it is clear that as the Latino population continues to grow, Latinos will subsequently exercise greater political influence and activism at all levels of government. In addition, with the rise in the Latino population, the knowledge and discussion of Latino issues will also expand. Participants discussed a need to create new models and paradigms to promote Latino inclusiveness and to reform and/or transform structures of education, health care, employment, and any other areas to facilitate the creation of a Latino middle class group and to ensure Latino economic mobility. These new models and paradigms will require a redistribution of resources to areas of need, which will be largely Latino due to their rapid population growth and limited access to public and private sector resources.

Participants also reflected that the planning processes and institutional changes need to empower the Latino population and Latinos need to be included at all levels of decision-making. Several of the expert responses indicated a need to have inclusive planning processes and institutional change to ensure that the Latino population's needs are met. A "bottom up" process must include Latinos in planning processes and a "top down" process must also include Latino planners. This process will also require systemic change at governmental levels to ensure inclusiveness of Latinos and respond to negative trends that impact the Latino population

Finally, participants also expressed a need for comprehensive planning versus isolated planning. Too often public policy discussions occur in silos versus planning and caring about other issues. While all of these issues are inter-connected, a challenge remains in how initiatives are to be funded so that a zero-sum game does not occur between education and other public programs for example.

In an effort to increase the civic involvement of Latinos in the region, the focus group suggested the following:

- Create new models and paradigms to promote Latino inclusiveness and to reform/transform structures of education, health care, employment etc. to create a Latino middle class and to ensure Latino economic mobility.
- Develop new models and paradigms to redistribute resources to areas of need, which will be largely Latino due to their rapid population growth, to provide greater access to public and private sector resources.
- Build the capacity to get more Latinos involved in public and civic life on municipal boards and in leadership positions (Alejo and Puente, 2007).
- Foster participation of Latinos in civic leadership through collaborations among businesses and philanthropic communities, state and local governments and Latino leaders (CCGA, 2006).
- Increase political participation of the Mexican community (CCGA, 2006).

In addition, CMAP has also sponsored several *GO TO 2040*'s "Bold Ideas" pilot contests to get our region's youth thinking and acting creatively about the future. Three Chicago schools were selected to participate, including Pulaski Middle School (Figure 3), Carpenter Elementary School and Whitney Young High School. CMAP has also recently begun the Future Leaders in Planning (FLIP) youth leadership development program to teach high school youth about regional planning and create the space for them to be a part of the conversation that informs CMAP planning activities (Figure 5). Designed to introduce high school sophomores and juniors from the region to a wide range of urban planning issues, CMAP aims to engender a sense of citizenship and investment in the Chicago metropolitan area. The 2008-09 cohort of FLIP reflects the diversity of our region and we look forward to sharing results from this year's program in the future.

Figure 4. Bold Ideas Contest with Pulaski Middle School



Figure 5. Future Leaders in Planning (FLIP) Youth program sponsored by CMAP



Lastly, CMAP actively seeks to work with Latino leaders and organizations throughout the region by co-hosting *GO TO 2040* Community Conversations, a public involvement component of developing the long-range regional plan. CMAP has met with a number

of organizations within communities with significant Latino populations including Aurora, Cicero, Elgin, Waukegan, and numerous organizations within Chicago. We are continuing to reach out to the Latino communities and look forward to learning from all our region's residents how we can envision our future together. All Community Conversations are conducted in English and/or Spanish.

Bibliography

Center for Housing Policy, "A Heavy Load: The Combined Housing and Transportation Burdens of Working Families", 2006.

Alejo, Berenice, Puente, Sylvia, "Forging the Tools for Unity: A Report on Metro Chicago's Mayors Roundtables on Latino Integration", Institute for Latino Studies, 2007.

US Census Bureau, American Community Survey (ACS), 2004-2006.

US Census Bureau, Census 1970-2000, ACS 2006.

US Census Bureau, Census 1990-2000, ACS 2006.

US Census Bureau, Census 2000.

US Census Bureau, Census 2000, ACS 2004 and ACS 2006.

US Census Bureau, Census 2000, ACS 2006.

Chicago Council on Global Affairs, "A Shared Future: The Economic Engagement of Greater Chicago and Its Mexican Community", 2006.

National Center for Education Statistics, Common Core of Data, "Public Elementary/Secondary School Universe Survey," 2005-2006.

US Census Bureau, Current Population Survey, Annual Social and Economic Supplement, 2007.

Federal Financial Institutions Examining Council, Home Mortgage Disclosure ACT (HMDA) administrative database, 2006.

US Census Bureau, Gilead 2008 based on Current Population Survey, Annual Social and Economic Supplement, 2007.

Greene, Jay P., Winters, Marcus A., "Leaving Boys Behind: Public High School Graduation Rates", Civic Report No. 48., Center for Civic Innovation at the Manhattan Institute, 2006.

Johnson, Kenneth, "Demographic Trends in Metropolitan Chicago at Mid-Decade", Working Papers on Recreation, Amenities, Forests and Demographic Change No. 6., Loyola University-Chicago, 2007.

Paral, Rob, Ready, Timothy, "The Economic Progress of US- and Foreign-Born Mexicans in Metro Chicago: Indications from the United States Census", 2006.

"Under One Roof *Bajo el Mismo Techo*"), Roth, 2008.

Appendices

Appendix A1 – Institute for Latino Studies Focus Group, Detailed Meeting Summary

Attachment 1

Planning Impact of Latino Population Growth Meeting Detailed Summary April 29, 2008

I. Introduction

On April 29, 2008 the Institute for Latino Studies convened 18 experts on a variety of issues related to CMAP's Go To 2040 planning process. The purpose of the meeting was to facilitate an interactive conversation focused on seven key planning areas: land use, transportation, housing, employment and income, health care, education and quality of life. Individuals were identified and invited due to their expertise in at least one of these areas and or knowledge of the growth of the Latino population. The meeting was designed to identify the synergies between these areas with respect to the future impact of Latinos in the region e.g. what are the interconnections between these areas that will shape the region into 2040?

At the April 29 meeting, there were 18 attendees, four ILS staff and three CMAP staff. (See Attachment 2 for meeting participants, Attachment 3 for meeting agenda and internal agenda, Attachment 4 for letter of invitation.)

In general, the meeting was interactive, dynamic and provided an opportunity for individuals who do not usually interact with each other to engage across disciplines.

Attachment 5 provides the responses to the brainstorming exercise in which participants responded to the following question: ***How might Latino population growth impact the region in 2040?*** The discussion below provides a summary of this interactive exercise.

The issues identified by these experts coincided with most of the issues of CMAP's planning process. However, there were several new issues that emerged. These issues could be categorized under the "Quality of Life" category and are presented below.

<u>CMAP Issue Areas</u>	<u>Issues Identified by Participants</u>
Education	Education
Employment and Income	Employment Development
Health	Health
Housing	Housing
Land Use	Development and Transportation Planning
Transportation	Development and Transportation Planning
Quality of Life	Quality of Life <ul style="list-style-type: none"> • Promoting Understanding • Civic Participation and Empowerment • Global Economics • Crime/Safety

Section II provides a more detailed summary of the brainstorming session, while the last section details the small group discussion. An intervening section describes the results of a paper-based poll participants completed.

Section three provides a more detailed summary of the brainstorming session, while the last section details the small group discussion. An intervening section describes the results of a paper-based poll participants completed.

II. Brainstorming Session

A summary of the actual brainstorming session and the ensuing discussion follows:

QUALITY OF LIFE

Civic Participation and Empowerment

- While the conversation focused on the potential impact that Latino population growth will have in the region, one of the many salient points made during the discussion was not to cast Latinos as “victims” but to promote an understanding that the Latino income and poverty gap is bad for the entire region, not just the Latino population. This gap will limit the regions competitiveness. In contrast, an integrated region leads to a successful region.
- As the Latino population continues to grow, they will exercise greater political influence at all levels of government. In addition, knowledge and discussion of Latino issues will also expand.
- The outcome of immigration reform will have a large impact on the region. Potentially, it will create a cohort of the Latino population that is permanent (e.g. citizens and permanent residents) and transient, less stable or more vulnerable e.g.

the undocumented. The latter scenario will place a larger burden on youth, as they serve as intermediaries between their parents (who may be limited English proficient and undocumented) and society. Such youth often serve as linguistic and cultural translators.

- Planning processes and institutional change need to empower the Latino population and Latinos need to be included at all levels of decision-making. Several of the expert responses indicated a need to have inclusive planning processes and institutional change to ensure that the Latino population's needs are met. A "bottom up" process must include Latinos in planning processes and a "top down" process must also include Latino planners. This process will also require systemic change at governmental levels to ensure inclusivity of Latinos and respond to negative trends that impact the Latino population. Such planning processes must also include planning at the federal level.

Crime

- There is a concern that there will be an increase in crime due to parents who face a cultural gap, long commutes, and poverty. Therefore, they are less available to their children who are exposed to street culture, gangs, and drugs.

Global Economics

- There is a need to consider how the US economy impacts what happens in Central and Latin America e.g. how it fosters migration. Also, how outsourcing impacts US job market.
- There will be stronger ties to Mexico.

Promoting Understanding

- Participants identified a need to promote understanding and cooperation between the Latino and the non-Latino community.
 - English speakers will learn Spanish
 - There will be more bicultural family structures (within the Latino community and as a result of inter marriage).
 - There is the potential for a greater division between foreign born and US born Latinos, as well as between African Americans and Latinos,

Quality of Life

- Current projections indicate that the region is at risk of not thriving in the future. There has been a downward trend in wages and quality of life. How do the regions institutions promote cultural sensitivity in the context of the economy?
- The outcome of immigration reform will impact the region.
- There is a need to create new models and paradigms to promote Latino inclusiveness and to reform/transform structures of education, health care, employment etc. to create a Latino middle class.

DEVELOPMENT AND TRANSPORTATION PLANNING

- Planning processes also must consider that there are many areas of the region, especially lower income areas that do not have planners. Plans need to be developed to ensure that people in all areas of the region positively benefit from planning efforts and public investments.
- Latinos will assimilate as have past immigrant groups and begin to live in less dense developments and use public transit at lower than current or historic rates.
- The transit system must adapt to ensure that Latinos have access to jobs; there will be better transit connections between jobs and housing, new routes, a simpler fare structure and better information on how to use public transportation.

EDUCATION

- The Latino student K- 12 population will continue to grow and is vulnerable to being undereducated and poor. Illinois has the third most segregated school system in the U.S. In order to allow Latino students to realize their potential and compete in the global economy, there must be a paradigm shift and the region must plan and provide for:
 - Culturally relevant educational policies to engage youth and their families.
 - Adopt more dual language programs and meet the demand for ESL and bilingual programs.
 - More bilingual teachers, and sufficient special education services.
 - More college access for Latinos.
 - More Latino professionals in all areas including, education, healthcare, administrative, and political roles.
 - Reduce overcrowded and under resourced schools.

EMPLOYMENT DEVELOPMENT

- There will be more Latinos business corridors and Latino businesses will be more inter connected with non-Latino businesses.
- There is a need to plan for where Latinos live and work and how they get there. Also consider the role that public transportation will play in this.
- There is a need to ensure that high school and community colleges prepare students for work opportunities, especially in technical and specialized areas.
- There will be a potential crisis if current baby boomers have not saved for retirement. Latinos will be the dominant group paying their Social Security.
- The wage gap between Latinos and whites/Asians will continue to grow, leaving behind both Latinos and African Americans.

HEALTH

- Latinos will continue to be the majority population underserved in healthcare and access to affordable health care will become increasingly scarce, especially with the large number of Latino uninsured and closure of safety net hospitals.
- There will be a higher use of nursing homes for Latino elderly.
- There will be a need for health care education for illness that affects a large portion of the population such as diabetes and high cholesterol.

HOUSING

- Suburban municipalities will be creative and accommodating to cultural differences in housing districts, and there will be many more diverse communities.
- Latinos will drive housing demand, leading to new housing products and financing. This will include a change in housing patterns to reflect Latino housing preferences,
- Ideally, there will be more affordable housing, but if there is not, there will be more over crowded housing.

III. Breakout session**A. Impact and interaction of issues**

For the second part of the meeting, participants were asked to consider each of the seven issue areas and identify which two of the remaining six issues most impacted the designated issue area. The summary of this exercise is presented as Attachment 6. An analysis of these responses indicates:

- For each of the seven issues, there were either two or three issues that were identified as most likely to impact the given issue e.g. not all issues were seen to interrelated to each other.
- In five of the six possible areas, Employment and Income was identified as the issue that is most likely to impact the given issues of Land Use, Transportation, Health, Education, and Housing. The only exception was Quality of Life, in which Education was the top response, followed by Employment and Income.
- The issue identified as most likely to impact Employment and Income was Education, followed by Health.
- Housing was the second response in impacting land use and transportation and the third response for education.

- Education was ranked second in impacting health.
- Quality of Life was ranked second in impacting education and third in impacting health.
- Land Use was ranked second in impacting housing and third in impacting Transportation.
- Transportation was ranked third in impacting Land use and Employment and Income.
- Health was ranked third in impacting quality of life.

B. Small Group Discussion

This exercise was then followed by the second dialogue session, which asked the following question, *given continued Latino population growth, how might the interaction among these issues (education, employment, health, housing, land use, transportation, and quality of life) impact the region?* Participants broke into three small discussion groups to respond to this question. Each had a facilitator and a note taker. A summary of that conversation is presented below.

Education

- The attempts to connect parents to student academic success are crucial.
- However, most (many) Latino will be high school dropouts.
- Education should also be inclusive of adult education opportunities.
- A challenge in the Latino community remains to question cultural practices. How is it that we focus so much on quinceañeras but cannot take that same passion for education?
- Improving access to Pre-K education is one way we can think about improving the educational expectations for Latinos in the country.
- Education trumps everything.
- Something that didn't come up: the education of the foreign born kids. Young adults that immigrated need continuing education.

Education and economic mobility

- Overall, there is a need for education of a viable college process for Latinos that require more than just the bare minimum of high school degrees.
- This is essential to ensure Latino economic mobility and to avoid the creation of a Latino underclass.
- Education is the key for employment and income, but union membership also increases wages. However, unions are either dead or dying.
- Understanding employment and income are essential.

- The economy has changed; it is no longer as easy to sustain a middle class like with a high school education and accompanying job.
- The lack of investment in community colleges causes: higher education costs for higher and lower middle income families, and less capacity of institutions to provide continuing education programs.
- Declining middle class.

Employment

- Latino workers often stay at jobs for a long time, even with low pay, assuming that the job is stable. There is a lot of loyalty to employers.

Health

- Child diabetes and heart disease are major problems. People's diets are bad, they are inactive, and healthy food is unaffordable. Plus, Latinos are somewhat predisposed to diabetes. Education is an important start for the prevention of problems.
- Quality of life is critical, in terms of exercise, walking, and good food. This is strongly linked to neighborhood design.
- Lack of health insurance.

Housing

- As the baby boomers age, they may move out of their homes. Latinos are the group with the most population growth, but the housing stock occupied by the baby boomers is often not appropriate for Latino families. This will be an issue in the future.
- There is a strong demand for mixed-used development among Latino families. This trend should be encouraged.
- There could be more demand for live-work space.

Land use/transportation/employment/housing

- There is an obvious link between land use and housing, but also with education, since quality education impacts land use.
 - Affordability of housing is generally more important than job location
- Land use and transportation are clearly linked.
- Jobs and housing proximity is very important.
 - Job availability, as well as the type of housing that is available determines residential location.
 - Transportation to work impacts land use.
 - Transportation to work impact where people decide to live.
 - People move to where jobs are.
- Public transportation is linked to land use and employment.
 - In the absence of public transportation there is a high incidence of bicycling and carpooling to get to work.
- No development for Latino needs, housing too expensive, social space inappropriate.

Transportation

- Employment and housing were the two major other issues affecting transportation.
- Access to services and resources is often difficult, particularly when journeys to work are long. It makes sense to have transportation corridors that also provide needed services, so that people can stop on the way to or from work. The transportation corridor almost needs to be a part of the living space.
- Lack of transit in suburban areas is important.
- Transit should be planned to low-wage employment centers, with bus lines as a critical part of the transportation network.
- Suburb-to-suburb transportation is critical, organized like a spider web rather than a star, and overall more bus service is needed.
- Commute: City continues gentrification, Latinos push out to suburbs, transportation is more expensive and commute more difficult.

Quality of life

- Pertinent concerns included the question of identifying why immigrants come to the U.S. and become members of the underclass that is devalued in the ways society views their contributions. A new model is necessary to respond to this trend. This was echoed by the comment “I’m afraid we are creating a vicious circle for Latinos and the dynamics don’t look good.”
 - Understanding the impact of migration is critical planning for the region
 - There is a declining middle class in the US. This will impact Latinos upward mobility.
 - There is great potential for a Latino underclass to emerge.
- On the other hand not all Latinos are immigrants, not all are members of the underclass, and economic mobility of some does improve over time, e.g. Elgin.
- Well-designed communities improve quality of life.
- Demands of two income households makes it difficult to care for children
- There is need for comprehensive planning versus isolated planning.
- To often public policy occurs in silos versus planning and caring about other issues.

Promoting understanding

- All of these things are interconnected but the problem is how do we fund everything, so it’s not a zero-sum game between education and other public programs for example.
- We’ll be in the same boat: higher and middle-income folks would have to see it is in their best interest to deal with Latino issues.
- People (whites) live isolated and grow up believing that if you work hard and take care of your family, you’ll do well.
- I’m really fascinated by the idea of the shrinking middle class in trying to sell this.

Civic Engagement and Empowerment

- There needs to be more civic engagement to represent the needs and wants of the Latino community. With greater activism, changes can be made.
- Latinos need to be more active in the political arena.

Other

- One obstacle in uniting all Latinos is the reality that most Latinos communities are tied to their native countries, preventing true cohesion to meet the goal of pushing all Latinos forward.
- Members felt the U.S. should put more pressure on Mexico to “take care of its people”.
- That also has to do with infrastructure: you need capital to improve infrastructure: capital equals tax revenue: you need to change fiscal policy to have tax revenue.

The problem in Illinois is that we have a very regressive tax policy: middle and lower income people are taxed higher and receive less benefit.

Appendix A2 – Institute for Latino Studies Focus Group, Trends, Issues and Policy Directions

**Issues and Suggested Policy Recommendations for Latino Population Growth
 Provided to CMAP by the Institute for Latino Studies, University of Notre Dame
 June 24, 2008**

I. Introduction

On April 29, 2008 the Institute for Latino Studies convened 18 experts on a variety of issues related to CMAP’s Go To 2040 planning process. The purpose of the meeting was to facilitate an interactive conversation focused on seven key planning areas: land use, transportation, housing, employment and income, health care, education and quality of life. This document presents a summary of the salient issues and trends identified at that meeting and by ILS staff. In addition, policy directions have been identified.

The issues identified by these experts coincided with most of the issues of CMAP’s planning process. However, there were several new issues that emerged. These issues could be categorized under the “Quality of Life” category and are presented below.

CMAP Issue Areas	Issues Identified by Participants
Education	Education
Employment and Income	Employment Development
Health	Health
Housing	Housing
Land Use	Development and Transportation Planning
Transportation	Development and Transportation Planning
Quality of Life	Quality of Life <ul style="list-style-type: none"> • Promoting Understanding • Civic Participation and Empowerment • Global Economics • Crime/Safety

This summary consolidates the discussion of that meeting and the insights of the ILS staff to present the issues, trends and policy recommendations. In addition, see Attachment 1 for a more detailed summary of the April 29 meeting. See Attachment 2 for meeting participants, Attachment 3 for meeting agenda and internal agenda, Attachment 4 for letter of invitation.

Attachment 5 provides the responses to the brainstorming exercise in which participants responded to the following question: *How might Latino population growth impact the region in 2040?*

In addition, to these documents, the ILS has prepared several other documents as part of this project. They include the 1) Latino Snapshot, 2) Latino Trends and 3) an updated bibliography.

II. Trends Issues and Policy Directions

The section presents an overall summary of the meeting and the ILS staff meeting by issue area. In addition, policy directions have been identified. Such policy directions have also been part of the work that the ILS has discussed in **Forging the Tools for Unity** and **The State of Latino Chicago: This is Home Now**. They have also been a theme addressed in **A Shared Future: The Economic Engagement of Mexicans in the Chicago Metro Area** of the Chicago Council on Global Affairs, **For the Benefit of All** by the ICIRR and **An American Agenda From A Latino Perspective** by the Latino Policy Forum. For each of these latter publications, ILS staff has served as research staff and/or taskforce or advisory committee member

Education, Economic Instability and Restructuring

Issues and Trends

- Current projections indicate that the region is at risk of not thriving in the future. There has been a downward trend in wages and quality of life. A recent conference on the “Hourglass Economy” provided compelling evidence that there are fewer jobs that pay a “middle class” wage today than there were in the past. Also, many of the middle class jobs that have been recently created are in the construction and housing industry, two areas that have seen recent declines. Given this context, how does the general public obtain a greater awareness that there is a shrinking middle class in the US economy? This affects not just Latinos but all residents of the region.
- There will be a potential crisis if current baby boomers have not saved for retirement. Also, Latinos will be the dominant group paying the Social Security of baby boomers.
- The wage gap between Latinos and whites/Asians will continue to grow, leaving behind both Latinos and African Americans.
- Improved educational status was seen as critical to the economic mobility of Latinos. Improving educational attainment is essential to avoid the creation of a Latino underclass. The creation on a Latino underclass is not out of the realm of possibility given that about half of Latino youth do not finish high school and two-thirds of Latino immigrant adults have not finished high school. Improved educational outcomes are important given that the middle class is shrinking and it is no longer as easy to sustain a middle class lifestyle with a high school education as it was a generation ago.
- There will be a continued demand for immigrant labor in areas of current concentration like construction and the service industry. However, these job sectors are vulnerable given the current downturn in the economy. There is the possibility of increased unemployment (which is historically low among the Latino population), especially as the manufacturing sector continues to restructure

(this is an area where there is a high concentration of Latinos.) There will be an increased need to prepare Latinos for jobs in areas where Latinos have not historically worked, like technology, the high wage service sector area, and high skilled jobs. This will require job training. Moving Latinos into the top half of the hourglass economy will be a challenge.

- The labor market is also restructuring demographically, the baby boom generation is coming of retirement age and new entrants in the labor force are increasingly Latino. By 2040, the Latino who is now 20 will be 52, and we will be on the cusp of a significant generation of Latinos coming to retirement age. While many who are immigrants may retire to their home country, those who are US born are likely to stay in the U.S.

Policy Directions

- Target public policies to address the wage gap between Latinos and whites/Asians and foster a middle class for all sectors of society.
- Develop economic policies that effectively address the economic restructuring of retiring baby boomers and a growing Latino labor force. These should include appropriate training opportunities.
- Enhance the economic potential of Latinos by ensuring that they are prepared to participate fully in Chicago's future as a global, knowledge-based economy (CCGA, 2006).
- Promote policies that promote adult education and skills acquisition. (Ready, Brown-Gort, 2005).
- Promote policies that improve young people's access to opportunities and resources and improve achievement in schools (Ready, Brown-Gort, 2005).

Civic Participation and Empowerment

Issues and Trends

- As the Latino population continues to grow, they will exercise greater political influence and activism at all levels of government. In addition, knowledge and discussion of Latino issues will also expand. There is a need to create new models and paradigms to promote Latino inclusiveness and to reform/transform structures of education, health care, employment etc. to create a Latino middle class and to ensure Latino economic mobility. These new models and paradigms will require a redistribution of resources to areas of need, which will be largely Latino due to their rapid population growth and limited access to public and private sector resources.
- Planning processes and institutional change need to empower the Latino population and Latinos need to be included at all levels of decision-making. Several of the expert responses indicated a need to have inclusive planning processes and institutional change to ensure that the Latino population's needs are met. A "bottom up" process must include Latinos in planning processes and a "top down" process must also include Latino planners. This process will also require systemic change at governmental levels to ensure inclusiveness of Latinos

and respond to negative trends that impact the Latino population. Such planning processes must also include planning at the federal level.

- There is need for comprehensive planning versus isolated planning. Too often public policy discussions occur in silos versus planning and caring about other issues. While all of these issues are inter-connected, a challenge remains in how initiatives are to be funded so that a zero-sum game does not occur between education and other public programs for example.

Policy Directions

- Create new models and paradigms to promote Latino inclusiveness and to reform/transform structures of education, health care, employment etc. to create a Latino middle class and to ensure Latino economic mobility.
- Develop new models and paradigms to redistribute resources to areas of need, which will be largely Latino due to their rapid population growth, to provide greater access to public and private sector resources.
- Build the capacity to get more Latinos involved in public and civic life on municipal boards and in leadership positions (Alejo and Puente, 2007).
- Foster participation of Latinos in civic leadership through collaborations among businesses and philanthropic communities, state and local governments and Latino leaders (CCGA, 2006).
- Increase political participation of the Mexican community (CCGA, 2006).

Quality of Life

Issues and Trends

- The outcome of immigration reform will have a large impact on the region. Potentially, it will create a cohort of the Latino population that is permanent and who will integrate as “ethnic Americans” over time (e.g. citizens and permanent residents) and transient, less stable or more vulnerable e.g. the undocumented. The latter scenario will place a larger burden on youth, as they serve as intermediaries between their parents (who may be limited English proficient and undocumented) and society. Such youth often serve as linguistic and cultural translators.
- In addition, there is a need to consider why immigrants come to the US and how the US economy impacts what happens in Central and Latin America e.g. how it fosters migration.
- There is a grave concern that immigrants and US born Latinos are devalued and are in danger of become members of the underclass. A new model is necessary to respond to this trend. This was echoed by the comment “I’m afraid we are creating a vicious circle for Latinos and the dynamics don’t look good.” At present, we know that most of Latino population growth is now occurring from births (versus migration). By 2040, current children will be mature adults. The economic mobility and integration into the mainstream of society of this second generation is an unknown. While some will undoubtedly achieve middle class status, what will become of those who do not finish high school (nearly half)? Will they be upwardly mobile or do we face a growing underclass.

- On the other hand not all Latinos are immigrants, not all are members of the underclass, and economic mobility of some does improve over time. There will be a greater number of Latinos who have moved into the middle class and affluence, especially as inter-marriage continues to occur.
- There will be a continued movement of Latinos to the suburbs, due to gentrification and displacement, but also due to direct migration from Mexico and other Latin American countries.
- This suburbanization may result in several scenarios: 1) an integration of Latinos into the mainstream with resulting upward mobility and an increased quality of life, 2) This may result in the emergence of new ethnic enclaves, and 3) existing enclaves may become more isolated from the mainstream.

Policy Directions

- Understand the impact of migration on the region and disseminate information on immigration reform to municipal officials, community and faith leaders (Alejo and Puente, 2007).
- Support federal immigration reform initiatives (Alejo and Puente, 2007).
- Develop public policies that promote economic mobility for the Latino population.
- Develop a media campaign in both English and Spanish in the Chicago metro region that highlights the diversity of the region. (Alejo and Puente, 2007).
- Develop immigrant integration plans with attainable goals and objectives at the municipal level for communities with large immigrant populations. (Alejo and Puente, 2007).
- Create opportunities to promote dialogue and understanding such as community events and festivals, cultural competency training, conflict resolution and education. (Alejo and Puente, 2007).
- Continue to monitor the geographic concentration and dispersion of the Latino population and foster public policies that facilitate their integration.

Promoting Understanding

Issues and Trends

- While the conversation focused on the potential impact that Latino population growth will have in the region, one of the many salient points made during the discussion was not to cast Latinos as “victims” but to promote an understanding that the Latino income and poverty gap is bad for the entire region, not just the Latino population. This gap will limit the regions competitiveness. In contrast, an integrated region leads to a successful region and it is in the best interest of higher and middle-income folks to understand this.
- There is the potential for a greater division between foreign born and US born Latinos, as well as between African Americans and Latinos.
- How do regional institutions and Latino organizations promote cultural sensitivity and cultural competency?

Policy Directions

- Create opportunities to promote dialogue and understanding on the cultural and economic contributions of Latinos to the regions such as community events and festivals, cultural competency training, conflict resolution, education, and economic impact (Alejo and Puente, 2007).
- Promote knowledge and understanding of the Mexican community through cultural institutions, media, community initiatives and adoption of policies that protect human and civil rights (CCGA, 2006).
- Provide training on cultural competency to employees who serve the public and ensure that bilingual staffs are available in municipal institutions (Alejo and Puente, 2007).

Development and Transportation Planning

Issues and Trends

- Planning processes also must consider that there are many areas of the region, especially lower income areas that do not have planners. Plans need to be developed to ensure that people in all areas of the region positively benefit from planning efforts and public investments.
- Land use, transportation, employment and housing are all linked. It is important to look at the emerging patterns of where Latinos live and work.
 - Transportation to work impacts land use.
 - Transportation to work impacts where people decide to live.
 - People move to where jobs are so that they can be close to work.
- Education is also linked since quality education impacts land use.
- Latinos will begin to live in less dense developments and use public transit at lower than current or historic rates.
- In contrast, as the Latino population increases in the suburbs, increased access to public transportation and restructured transportation systems are essential.
 - Transit should be planned to low-wage employment centers, with bus lines as a critical part of the transportation network.
 - Suburb-to-suburb transportation is critical, organized like a spider web rather than a star, and overall more bus service is needed.
 - In the absence of public transportation there is a high incidence of bicycling and carpooling to get to work.

Policy Directions

- Develop regional plans to ensure that people in all areas of the region positively benefit from planning efforts and public investments.
- Identify the emerging patterns of where Latinos live and work and develop transportation, employment, land use and housing policies that address these needs.

Education

Issues and Trends

- The Latino student K- 12 population will continue to grow and is vulnerable to being undereducated and poor. In addition, the majority of Latino students in the region now attend school in the suburbs, and it clear that some suburban schools are struggling with this transition. Illinois also has the third most segregated school system in the U.S. In order to allow Latino students to realize their potential and compete in the global economy there must be a paradigm shift and the region must plan and provide for:
 - Improving the overall quality of education.
 - Culturally relevant educational policies to engage youth and their families
 - Adopting more dual language programs and meeting the demand for ESL and bilingual programs.
 - More bilingual teachers, and sufficient special education services,
 - Improving access to Pre-K education.
 - Reducing overcrowded and under resourced schools.
 - Connecting parents to student academic success.
- More college access for Latinos.
 - Improve high school completion rates and reduce dropout rates. It is clear that the dropout rate (Still at about 45%) has not significantly improved for second generation Latinos.
 - Improve college access, attendance and completion.
 - More Latino professionals in all areas including, education, healthcare, administrative, and political roles.
 - There is a need to ensure that high school and community colleges prepare students for work opportunities, especially in technical and specialized areas.
 - The lack of investment in community colleges causes: higher education costs for higher and lower middle income families, and less capacity of institutions to provide continuing education programs. Improving community colleges is important given the concentration of Latinos in community colleges and the increased cost of four-year higher education institutions.
 - Education should also be inclusive of adult education opportunities.

Policy Directions

- Understand the needs of the growing Latino population in suburban and city schools, and develop plans that increase the educational assets available to support their academic achievement and educational attainment (CCGA, 2006).
- Acknowledge that the achievement gap is not only harmful to poor and minority students but also directly affects the existing and future economy and welfare of the entire state (Ready, 2005).
- Conduct research into curricula and teaching methods to identify the approaches that work best to convince students that their schooling is relevant to their life chances (Ready, 2005).

- Expand the pool of trained and qualified bilingual and bicultural teachers and administrators for early childhood education, and elementary high schools (CCGA, 2006).
- Provide planning dollars for school districts to develop dual-language programs (Alejo and Puente, 2007).
- Strengthen parent and community participation and leadership in city and suburban schools to improve educational outcomes for Mexican students (CCGA, 2006).
- See *An American Agenda from a Latino Perspective*, (Latino Policy Forum, 2008).

Health

Issues and Trends

- Latinos will continue to be the majority population underserved in healthcare and access to affordable health care will become increasingly scarce. There will continue to be a large number of Latino uninsured, even among those who work. Closure of safety net hospitals will also limit Latino access to health care.
- There will be a higher use of health services and nursing homes for Latino elderly and increased demand on their children to take care of them, especially since so many do not have access to pension plans and have limited savings for retirement.
- There will be a need for health care education for illness that affects a large portion of the population such as diabetes, heart disease, obesity, and high cholesterol. Education is an important start for the prevention of problems.
- Quality of life is critical, in terms of exercise, walking, and good food. Issue education is necessary in these areas for the Latino population. Access to these areas is also strongly linked to neighborhood design.

Policy Directions

- Increase access to affordable, accessible, culturally competent care for the Latino population in the Chicago region (CCGA, 2006).
- Expand programs and resources that encourage disease prevention and wellness in Mexican communities in the city and suburbs (CCGA, 2006).
- Identify policy initiatives and plan for programs that provide services to the Latino elderly.
- See *An American Agenda from a Latino Perspective*, (Latino Policy Forum, 2008).

Housing

Issues and Trends

- Latinos will drive housing demand, leading to new housing products and financing. This will necessitate a change in housing patterns to reflect Latino housing preferences; there is a strong demand for mixed-used development among Latino families. This trend should be encouraged. Suburban municipalities will be creative and accommodating to cultural differences in housing districts, and there will be

many more diverse communities. Ideally, there will be more affordable housing, but if there is not, there will be more over crowded housing.

- As the baby boomers age, they may move out of their homes. Latinos are the group with the most population growth, but the housing stock occupied by the baby boomers is often not appropriate for Latino families. This will be an issue in the future. It may result in the sub-division of large homes into smaller living units.
- Should the current decline in housing prices continue, there might be a loss in home equity and assets by Latinos.

Policy Directions

- Partner or consult with developers who are experienced in working with the Latino community in order to properly build for their lifestyle and cultural norms (Alejo and Puente, 2007).
- Develop diverse housing that includes smaller homes and affordable rental housing to accommodate increased Latino housing demand (Alejo and Puente, 2007).
- Focus on the “big picture” which shows how the community plans to develop housing over a multi-year period and how it will look when projected development is complete as opposed to a focus on one specific development proposal (Metropolitan Mayors Caucus and Metropolis 2020, 2005).
- Reinforce affordable housing initiatives such as employer-assisted housing, community housing programs, housing trust funds, and workforce development (Alejo and Puente, 2007).
- See *An American Agenda from a Latino Perspective*, (Latino Policy Forum, 2008).

Appendix A3 – Institute for Latino Studies Focus Group, Trends, Invitation



QuickTime™ and a
TIFF (Uncompressed) decompressor
are needed to see this picture.

230 McKenna Hall
Notre Dame, IN 46556
Telephone (574) 631-4440
Facsimile (574) 631-3522

3322 South Oak Park Avenue
Berwyn, Illinois 60402
Telephone (708) 788-6109
Facsimile (708) 788-6106

April 28, 2008

The University of Notre Dame in cooperation with the Chicago Metropolitan Agency for Planning (CMAP) would like to invite you to participate in a discussion on **Planning Impacts of Latino Population Growth** on *April 29, 2008, from 9- 11:30 a.m. at 233 S. Wacker Drive, Suite 800 (the Sears Tower)*. Your input will contribute to the development of the Regional Comprehensive Plan for 2040 -scheduled to be released in 2010.

The interactive conversation will focus on seven key planning areas: land use, transportation, housing, employment and income, health care, education and quality of life. You are being invited due to your expertise in at least one of these areas and or knowledge of the growth of the Latino population. The conversation will be designed to identify the synergies between these areas with respect to the future impact of Latinos in the region. Hence, what are the interconnections between these areas that will shape the region into 2040? Prior to the conversation, you will receive some background materials that provide the current status of the Latino population in the region and highlight key changes that have occurred over the past 20 years.

As you may know, CMAP, formed in 2005, combines the region's two previously separate transportation and land-use planning organizations – Chicago Area Transportation Study (CATS) and the Northeastern Illinois Planning Commission (NIPC) – into a single agency. Through its newest initiative, the GO TO 2040 planning process, CMAP will involve many planning partner agencies to create a relevant, long-range plan that guides investments and development to 2040 and beyond.

In addition, the University of Notre Dame, Institute for Latino Studies promotes understanding and appreciation of the Latino community through education, outreach and policy relevant research.

Please RSVP to Maria Elena Estrada at (708) 788-6109 or mestrad1@nd.edu

Sincerely,

A handwritten signature in black ink that reads "Sylvia Puente".

Sylvia Puente, Director
Center for Metropolitan Chicago Initiatives

Appendix A4 – Institute for Latino Studies Focus Group, Attendance



233 South Wacker Drive
Suite 800, Sears Tower
Chicago, IL 60606

voice 312-454-0400
fax 312-454-0411
www.cmap.illinois.gov

**Planning Impacts of
Latino Population Growth Roundtable
Attendance List – April 29, 2008**

Chicago Metropolitan Agency for Planning (CMAP):

Randy Blankenhorn, Executive Director
Bob Dean, Principal Planner
Jon Hallas, AICP, Associate Planner
Diana Torres, External Relations

Institute of Latino Studies:

Roger Knight, Institutional Research Specialist, ILS, University of Notre Dame
John P. Koval, Director, Research, ILS, University of Notre Dame
Sylvia Puente, Director, CMCI, Institute for Latino Studies, University of Notre Dame
Juan Carlos Guzman, Senior Research Scholar, ILS, University of Notre Dame
Maria Elena Estrada, Office Coordinator, CMCI, ILS, ND

Attendees:

Jose Luis Alvarez, Grant Director, Town of Cicero
Maria Choca Urban, General Manager, Chicago Transit Authority
Jay Ciavarella, Program Manager, Regional Transportation Authority
Beth Dever, Housing, Housing Director, Metropolitan Mayors Caucus
Jaime Garcia, Executive Director, Centro de Informacion of Elgin
Maricela Garcia, Executive Director, Latino Policy Forum
Elsa Gutierrez, General Manager, Service Planning, Chicago Transit Authority
Martha Martinez, Professor, Dept. of Sociology, DePaul University
Ralph M. Martire, Director, Center for Tax & Budget Accountability
Israel Vargas, NPC Organizer, Resurrection Project
Roberto Requejo, Program Officer, The Chicago Community Trust
Joanna Trotter, Manager, Metropolitan Planning Council
Jesse Ruiz, State Board of Education, State of Illinois Board of Education
Emily Tapia, Transportation Associate, Metropolitan Planning Council
Richard Tapia, Assistant Director, Academic Affairs, Illinois Board of Higher Education
Mireya Vera, Director of Committee Relations, Westlake Hospital Resurrection Health Care
Josie Yanguas, Director, Illinois Resource Center
Vanessa Cruz, Undergraduate Student, De Paul University

Appendix A5 – Institute for Latino Studies Focus Group, Agenda



QuickTime™ and a
TIFF (Uncompressed) decompressor
are needed to see this picture.

230 McKenna Hall
Notre Dame, IN 46556
Telephone (574) 631-4440
Facsimile (574) 631-3522

3322 South Oak Park Avenue
Berwyn, Illinois 60402
Telephone (708) 788-6109
Facsimile (708) 788-6106

Planning Impacts of Latino Growth April 29, 2008

Agenda

9:00

- I. Welcome and Introductions
 - Welcome, Sylvia Puente,
 - Director Center for Metropolitan Chicago Initiatives, Institute for Latino Studies (ILS)
 - John Koval, Research Director, Institute for Latino Studies
 - Purpose and Format of the Meeting,
 - Sylvia Puente, ILS
 - Randy Blankenhorn, Executive Director, CMAP
 - Introductions

9:15

- II. What do we know - Historical Timeline and Latino Snapshot?
 - John Koval , Research Director, Institute for Latino Studies
 - Roger Knight, Institutional Research Specialist (ILS)

9:30

- III. 2040 Visioning – Group Exercise

10:30

- IV. 2040 Visioning – Small Group Discussion

11:25

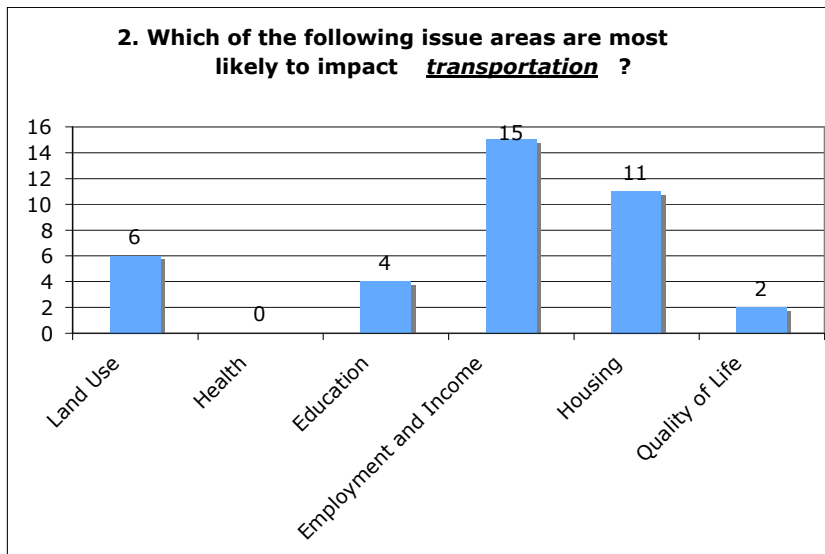
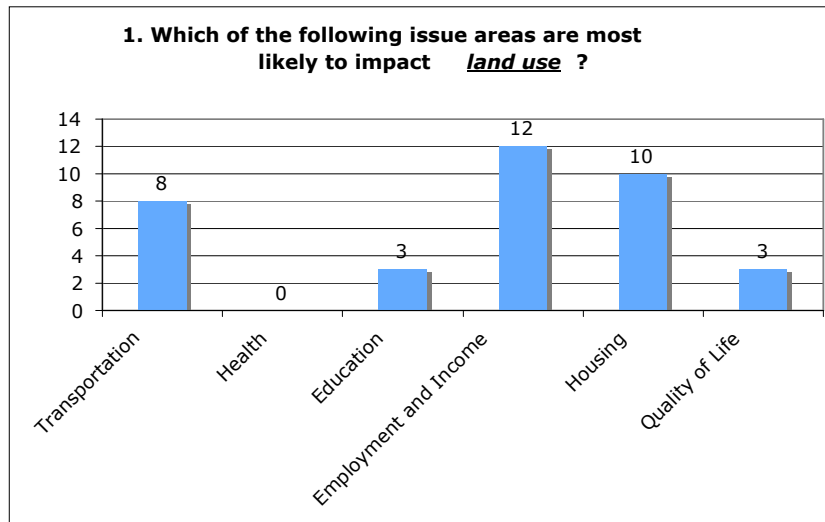
- V. Conclusion

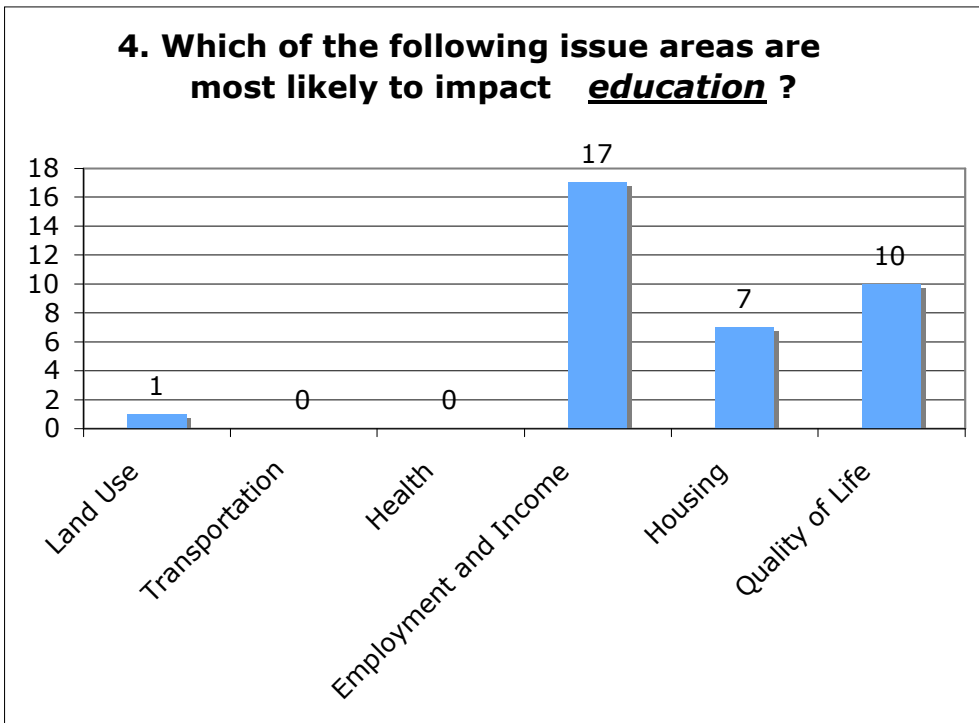
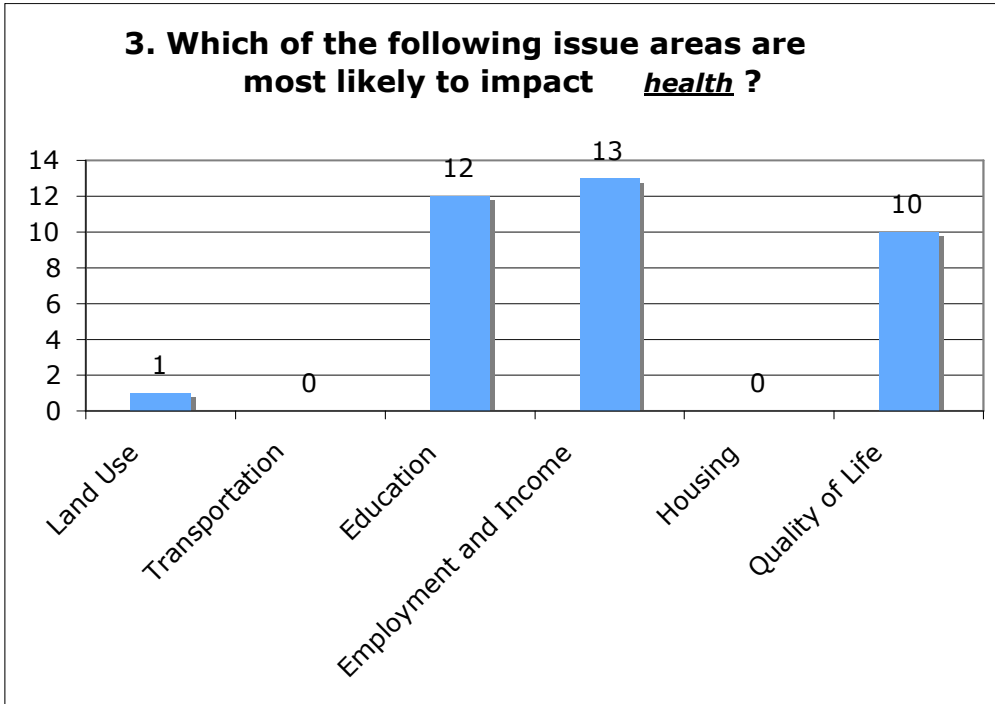
Appendix A6 – Institute for Latino Studies Focus Group, Impacts

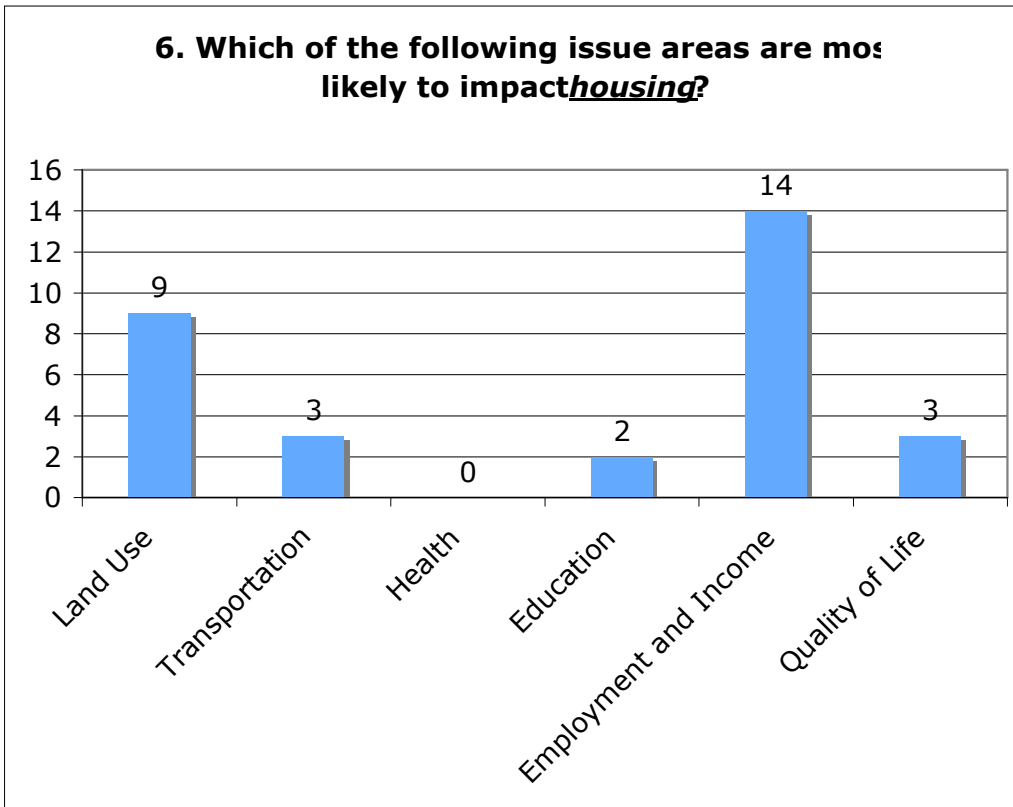
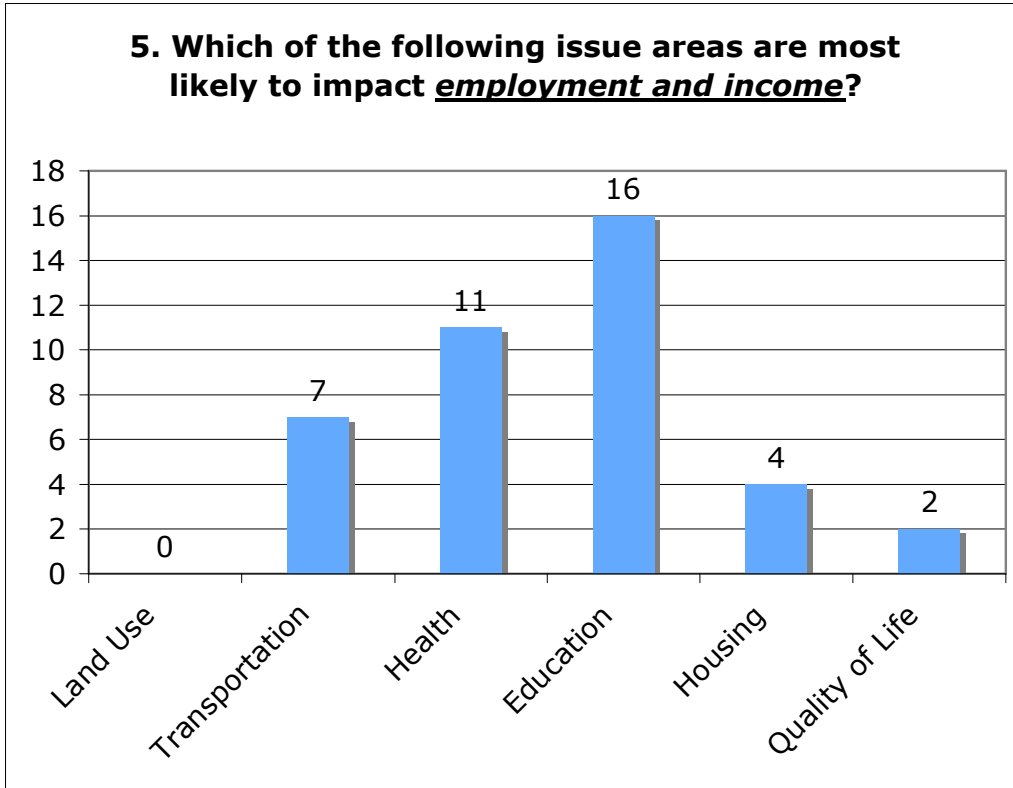
Attachment 6
Planning Impacts of Latino Population Growth
CMAP- Go To 2040 Plan
April 29, 2008

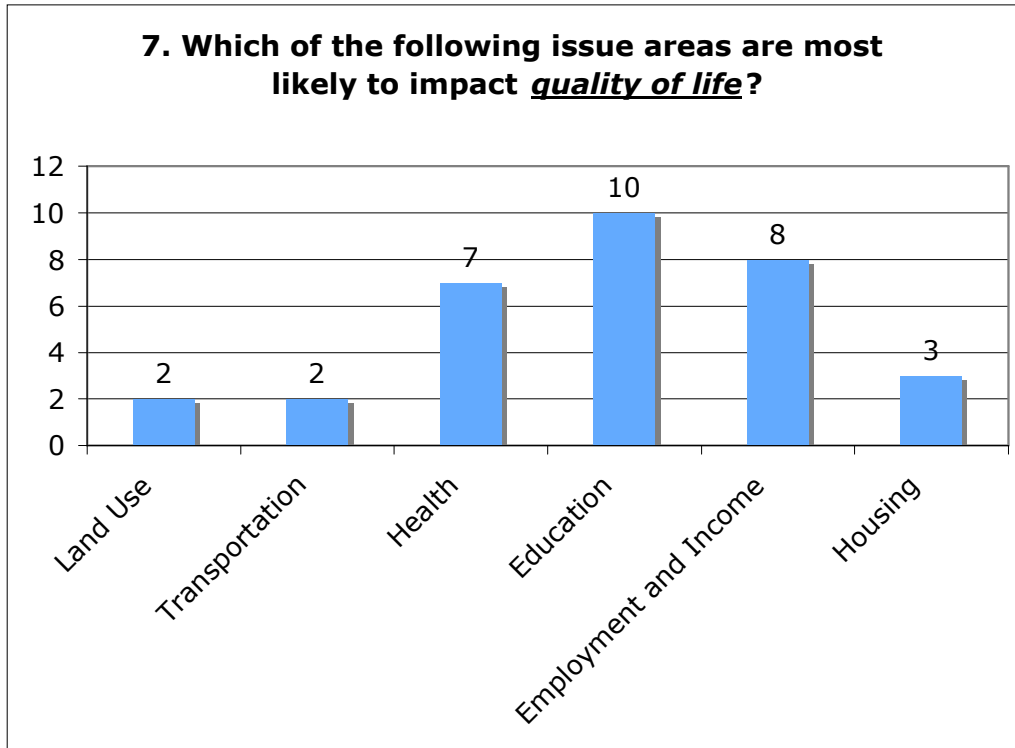
Small Group Discussion Questions
Results compiled by Francisca Favela (Kiki) on May 1, 2008

Given continued Latino Population growth through 2040:









Discussion Question:

Given continued Latino population growth, how might the interaction among these issues impact the region in 2040?

- Vicious cycle between all of these issues; zero sum game—we fund one at the expense of another
- If we don't plan for the growth → Education will continue to be unequal (funding and quality), and it will be hard to deal with the rapid growth with a lack of infrastructure if we don't begin to transition now
- Education is the Trump card: with higher education there will be better employment and income which can lead to better healthcare and housing.
- How we choose to fund healthcare and education will in turn impact our transportation, housing, employment/economic development and in turn, land use. A great deal of coordination and planning will be required.

*Note: 18 people completed the questionnaire and IF they followed the directions, they were each supposed to select 2 issue areas for each question. However, some people skipped certain questions while other more passionate individuals circled up to 3 responses. If discrepancies exist in the numbers, it is merely a reflection of the behavior of the participants accordingly. All the responses have been recorded though.

Appendix A7 – Institute for Latino Studies Focus Group, Annotated Bibliography (presented as resources for literature review)

Education

- Allensworth, Elaine, Easton, John Q. 2007. **What Matters for Staying On-Track and Graduating in Chicago Public Schools.** Consortium on Chicago School Research.
 Almost half of all Chicago Public School students fail to graduate, and in some CPS high schools more students drop out than graduate. It is a problem that can sometimes feel overwhelming to address because the causes of dropout are myriad and complex. What is often lost in discussions about dropping out is the one factor that is most directly related to graduation—students’ performance in their courses. In this research report, CCSR authors Elaine Allensworth and John Q. Easton look into the elements of course performance that predict whether students will graduate and suggest what schools and families can do to keep more teens in school.
- García, Phillip. 2001/2002. **Understanding Obstacles and Barriers to Hispanic Baccalaureates.**
 A report for the RAND Corporation by the Inter-University Program for Latino Research with support from the Hispanic Scholarship Fund. Provides recommendations to improve Latino college access.
- Greene, Jay P., Winters, Marcus A. 2006. **Leaving Boys Behind: Public High School Graduation Rates.** Civic Report No. 48. Center for Civic Innovation at the Manhattan Institute
 This study uses a widely respected method to calculate public high school graduation rates for the nation, for each state, and for the 100 largest school districts in the United States. We calculate graduation rates overall, by race, and by gender, using the most recent available data (the class of 2003).
- Institute for Latino Studies. 2005. **Measuring the Minority Education Gap in Metropolitan Chicago.**
 The examination of the Illinois educational data system, with a special focus on the gaps that exist in ten suburban Cook County districts, provides a useful case study of the role that state education data systems can play not only in highlighting disparities in educational achievement but also in informing policies that can help achieve the twin goals of educational excellence and equity.
- Orfield, Gary, Losen, Dan, Wald, Johanna. 2004. **Losing Our Future: How Minority Youth are being Left Behind by the Graduation Rate Crisis.** The Civil Rights Project.
 Every year, across the country, a dangerously high percentage of students—disproportionately poor and minority—disappear from the educational pipeline before graduating from high school. Nationally, only about 68 percent of all students who enter 9th grade will graduate “on time” with regular diplomas in 12th grade. While the graduation rate for white students is 75 percent, only approximately half of Black, Hispanic, and Native American students earn regular diplomas alongside their classmates. Graduation rates are even lower for minority males. Yet, because of misleading and inaccurate reporting of dropout and graduation rates, the public remains largely unaware of this educational and civil rights crisis.
- Puente, Sylvia, Zurita, Martha, Serrano, Eva, Castro, Verónica. 2004. **Strategies for Success: Cicero Education Forum Summary.**
 Education is undeniably a path to upward mobility, yet Latino access to this path remains limited. The United States is increasingly dependent upon the success of Latinos, both for its labor supply and for the contribution Latinos make to the social security of retirees. Despite this fact, Latinos are the least formally educated group in the nation today, and many Latino youth lack the basic skills and knowledge required for economic and social mobility in today’s economy. This publication provides one local communities’ response to address these issues.

Roderick, Melissa, Nagaoka, Jenny, Allensworth, Elaine; with Coca, Vanessa, Correa, Macarena, and Stoker, Ginger. 2006. **From High School to the Future: A First Look at Chicago Public School Graduates' College Enrollment, College Preparation, and Graduation from Four-Year Colleges.** Consortium on Chicago School Research.

The study paints a discouraging picture of college success for CPS graduates. Despite the fact that nearly 80 percent of seniors state that they expect to graduate from a four-year college, only about 30 percent enroll in a four-year college within a year of graduating high school, and only 35 percent of those who enroll received a bachelor's degree within six years. According to this report, CPS students' low grades and test scores are keeping them from entering four-year colleges and more selective four-year colleges.

Sum, Andrew, Khatiwada, Ishwar, Palma, Sheila, Tobar, Paulo 2005. **Lost in the Wilderness: The Deteriorating Labor Market for Teens and Young Adults in Illinois, 2000-2004.**

The report focuses on the impact the overall job market in the state of Illinois has had on teens and young adults over the 2000-2004 period. The research paper addresses the ability of teens and young adults to obtain employment during that period and how job losses have varied across key demographic, educational, and geographic subgroups.

Zurita, Martha and Timothy Ready. 2003. **School Segregation by Race and Poverty in Metropolitan Chicago.**

The continued segregation of low-income and minority students from more affluent White students is a serious obstacle to the elimination of race - and class - related gaps in student achievement.

Zurita, Martha. 2003. **Latino Population in Illinois and Metropolitan Chicago: Young and Growing Fast!**

This edition of Latino Research @ ND highlights major demographic changes taking place in Metropolitan Chicago and Illinois, which have profound implications for the delivery of quality educational, health, and social services to the young people of the region and of the state.

Employment/Income

Capps, Randy, Henderson, Everett, Passel, Jeffrey, Fix, Michael. 2006. **Civic Contributions: Taxes Paid by Immigrants in the Washington, D.C., Metropolitan Area**. The Community Foundation.

Center for Tax and Budget Accountability, Center for Governmental Studies, Northern Illinois University, Office for Social Policy Research, Northern Illinois University. 2007. **The State of Working Illinois**.

A number of factors are working simultaneously to produce the complex patterns that are changing the Illinois economy. One primary factor has been the continued economic restructuring that has yielded many new jobs, but predominantly replaces higher-paying jobs with lower-paying ones. Another factor is the significant portion of population growth fueled by the arrival of immigrants. Accelerating economic globalization creates an additional set of factors, the full impact of which are not yet clearly understood. These changing dynamics touch virtually every community across the state, regardless of whether it is a center-city urban neighborhood, a well-established wealthy suburban enclave, a fast-growing community on the edge of urban sprawl, or a small town struggling to cope with rural decline.

Center for Tax and Budget Accountability and Northern Illinois University. 2006. **The State of Working Illinois**.

By 2005 ethnic and racial minorities comprised 28.1% of the Illinois workforce, considerably above their 15.7% share in 1980. Hispanic workers, whose share of the workforce more than tripled since 1980, accounted for the largest part of this growth. Despite greater representation in the state's workforce, the employment of African Americans and Hispanics is still heavier in lower-wage industries. These disparities, however, are slightly less pronounced in Illinois than they are at the regional and national levels.

Clark, William A.V., Ledwith, Valerie. 2007. **How much does income matter in neighborhood choice?** *Popul Res Policy Rev* 26:145–161.

There is a substantial literature on the residential mobility process itself and a smaller contribution on how households make neighborhood choices, especially with respect to racial composition. We extend that literature by evaluating the role of income and socioeconomic status in the neighborhood choice process for minorities. We use individual household data from the Los Angeles Family and Neighborhood Study to investigate the comparative choices of white and Hispanic households in the Los Angeles metropolitan area. We show that income and education are important explanations for the likelihood of choosing neighborhoods. But at the same time, own race preferences clearly play a role. While whites with more income choose more white neighborhoods, Hispanics with more income choose less Hispanic neighborhoods. One interpretation is that both groups are translating resources, such as income and education, into residence in whiter and ostensibly, higher status neighborhoods.

Fishkind & Associates, Inc. 2005. **Hispanic Communities of Central Florida: Economic Contributions to the Region** The Orlando Regional Chamber of Commerce.

Gans, Judith. 2007. **The Economic Impacts of Immigrants in Arizona**. Immigration Policy Program Udall Center for Studies in Public Policy. The University of Arizona
A report commissioned by the Thomas R. Brown Foundations

Ginsburg, Robert. 2007. **The Demographic and Economic Facts about Hispanic Immigrants in Nevada**. Progressive Leadership Alliance of Nevada.

Kasarda, John, Johnson Jr. 2006. **The Economic Impact of the Hispanic Population on the State of North Carolina**. UNC Keenan Institute.

- Kasarda, John, Johnson Jr., James, Appold, Stephen, Croney, Derrek. 2007. **A Profile of Immigrants in Arkansas Volume 2: Impacts on the Arkansas Economy**. Winthrop Rockefeller Foundation.
- Kielkopf, James J.. 2000. **Estimating the Economic Impact of the Latino Workforce in South Central Minnesota**. Center For Rural Policy And Development. Minnesota State University, Mankato.
- Kielkopf, James J.. 2000. **The Economic Impact of Undocumented Workers in Minnesota**. Hispanic Advocacy and Community Empowerment through Research (HACER).
- Koval, John. 2004. **In Search of Economic Parity: The Mexican Labor Force in Chicago**
This paper focuses on Mexicans and the Mexican labor force in Chicago. Its intent is fundamentally exploratory. Its specific goal is to lay a foundation and to identify some parameters for gauging the relative economic well-being of Mexicans in the Chicago metropolitan area and to identify areas of strengths and weaknesses on the path to economic parity—given a restructuring and evolving labor force and economy. In this sense it is a working paper in anticipation of a larger work on the Mexican labor force in the Chicago metropolitan area.
- Lacy, Elaine, Woodward, Douglas P. 2007. **The Economic and Social Implications of the Growing Latino Population in South Carolina**. The Consortium for Latino Immigration Studies. University of South Carolina
- Mehta, Chirag, Theodore, Nik, Mora, Iliana, Wade, Jennifer. 2002. **Chicago's Undocumented Immigrants: An Analysis of Wages, Working conditions, and Economic Contributions**. UIC-CUED.
- Menino, Thomas M. 2007. **Imagine All the People: Brazilian Immigrants in Boston**. City of Boston. New Bostonian Series.
- Paral, Rob, Ready, Timothy. 2006. **The Economic Progress of US- and Foreign-Born Mexicans in Metro Chicago: Indications from the United States Census**
Metropolitan Chicago is home to a large population of 1.1 million Mexican-origin persons, including more than 504,000 persons born in and almost 563,500 persons born outside of the United States. The socioeconomic progress of these communities is of key interest to policymakers and others interested in the overall social and economic status of the region. This report examines two key questions involving the Mexican-origin population in the Chicago area: 1) How are Mexican immigrants progressing and 2) how are the US-born Mexican Americans fairing in comparison to the immigrants.
- Smith, James P., Edmonston, Barry. 1997. **The New Americans: Economic, Demographic, and Fiscal Effects of Immigration**. Panel on the Demographic and Economic Impacts of Immigration. National Research Council.
- Strayhorn, Carole Keeton. 2006. **Special Report Undocumented Immigrants in Texas: A Financial Analysis of the Impact to the State Budget and Economy**. Texas State Comptroller.
- Torras, Mariano, Skinner, Curtis. 2006. **The Economic Impact of the Hispanic Population on Long Island, NY**. Horace Hagedorn Foundation.
- Zinn, Thomas, Kosheleva, Tatiana, Jain, Nibha. 2006. **Contributions of Hispanics to the Greater Cincinnati Economy**. Applied Economics Research Institute. University of Cincinnati.

Health

Acevedo-Garcia, Dolores, Osypuk, Theresa L., McArdle, Nancy, Williams, David R. 2008. **Toward A Policy-Relevant Analysis of Geographic and Racial/Ethnic Disparities in Child Health.** *Health Affairs* 27(2):321-333.

Extreme racial/ethnic disparities exist in children's access to "opportunity neighborhoods." These disparities arise from high levels of residential segregation and have implications for health and well-being in childhood and throughout the life course. The fact that health disparities are rooted in social factors, such as residential segregation and an unequal geography of opportunity, should not have a paralyzing effect on the public health community. However, we need to move beyond conventional public health and health care approaches to consider policies to improve access to opportunity-rich neighborhoods through enhanced housing mobility, and to increase the opportunities for healthy living in disadvantaged neighborhoods.

Berk, Marc L., Schur, Claudia L., Chavez, Leo R., Frankel, Martin. 2000. **Health Care Use among Undocumented Latino Immigrants.** *Health Affairs* 19(4):51-64.

Using data from a 1996/1997 survey of undocumented Latino immigrants in four sites, we examine reasons for coming to the United States, use of health care services, and participation in government programs. We find that undocumented Latinos come to this country primarily for jobs. Their ambulatory health care use is low compared with that of all Latinos and all persons nationally, and their rates of hospitalization are comparable except for hospitalization for childbirth. Almost half of married undocumented Latinos have a child who is a U.S. citizen. Excluding undocumented immigrants from receiving government-funded health care services is unlikely to reduce the level of immigration and likely to affect the well-being of children who are U.S. citizens living in immigrant households.

Born, Wendi, Greiner, K. Allen, Sylvia, Eldonna, Butler, James, Ahluwalia, Jasjit S. 2004. **Knowledge, Attitudes, and Beliefs about End-of-life Care among Inner-City African Americans and Latinos.** *Journal of Palliative Medicine* 7(2):247-256.

Objective: This project explored end-of-life care preferences and barriers among low-income, urban African Americans and Latino/Hispanic Americans (Latinos) to uncover factors that may influence hospice utilization. Methods: Focus groups were conducted separately for African Americans (4 groups, n= 26) and Latinos (4 groups=27). Transcripts were coded and analyzed using consensus and triangulation to identify primary themes. Results: Four preference themes and four barriers were identified. Results were largely similar across the two groups. Both preferred having families provide care for loved ones but expressed desire to reduce caretaker burden. Groups emphasized spirituality as the primary means of coping and valued the holistic well-being of the patient and family. Barriers reported were closely tied to access to care. Participants reported low hospice utilization because of lack of awareness of hospice and the prohibitive cost of health care. Latinos were more likely to report language barriers, while African Americans were more likely to report mistrust of the system. Conclusions: African Americans and Latinos in this study were highly receptive to end-of life care that would provide relief for patients and caregivers and emphasize spirituality and family consensus. Improving awareness of hospice services would likely increase utilization.

Flores, Glenn, Abreu, Milagros, Olivar, Mary Anne, Kastner, Beth. 1998. **Access Barriers to Health Care for Latino Children.** *Arch Pediatr Adolesc Med.* 152:1119-1125

Background: Latinos will soon be the largest minority group in the United States, but too little is known about major access barriers to health care for this group and whether these barriers result in adverse consequences. Objective: To identify important access barriers to healthcare for Latino children, as cited by parents. Design: Cross-sectional survey of parents of all 203 children coming to the pediatric Latino clinic at an inner-city hospital. Questions focused on barriers to health care experienced prior to receiving care at the Latino clinic. Results: Parental ethnicity included Dominican (36%), Puerto Rican (34%), Central American (13%), and South American (11%). Only 42% of parents were American citizens, whereas 36% had green cards, and 13% had no documentation. Eight percent of parents and 65% of the children were born in the United States.

Parents rated their ability to speak English as follows: very well/well, 27%; not very well, 46%; and not at all, 26%. The median annual household income was \$11 000; 40% of parents never graduated from high school, and 49% headed single parent households. Forty-three percent of the children were uninsured. A sick child was routinely brought to hospital clinics by 56% of parents, to the emergency department by 21%, and to neighborhood health centers by 21%. When asked to name the single greatest barrier to health care for their children, parents cited language problems (26%), long waiting time at the physician's office (15%), no medical insurance (13%), and difficulty paying medical bills (7%). When parents were asked if a particular barrier had ever caused them not to bring their children in, transportation was cited by 21%; not being able to afford health care, 18%; excessive waiting time in the clinic, 17%; no health insurance, 16%; and lack of cultural understanding by staff, 11%. Some parents who spoke little or no English reported that medical staff not speaking Spanish had led to adverse health consequences for their children, including poor medical care (8%), misdiagnosis (6%), and prescription of inappropriate medications (5%). Multivariate analyses of selected health outcomes using 7 independent variables showed that low family income was significantly associated with greater odds of a child's having suboptimal health status (odds ratio, 1.5; 95% confidence interval, 1.04-2.2) and an increased number of physician visits in the past year (P,.04), but reduced odds (odds ratio, 0.6; 95% confidence interval, 0.4-0.9) of the child's being brought to the emergency department for a routine sick visit. Children whose parents had resided in the United States for fewer than 8 years were at reduced odds (odds ratio, 0.5; 95% confidence interval, 0.2-0.9) for having spent a day or more in bed for illness in the past year. Conclusions: Parents identified language problems, cultural differences, poverty, lack of health insurance, transportation difficulties, and long waiting times as the major access barriers to health care for Latino children. Language problems can result in adverse health consequences for some children, including poor medical care, misdiagnosis, and inappropriate medication and hospitalization. Low family income is an important independent risk factor among Latino children for suboptimal health and high utilization of health services.

García, DavisLorena, Nuñez de Ybarra, Jessica, Cortez, Marisol. 2006. **Hispanic Access to Health Services: Identifying Best Practices for Eligibility and Access to Medicaid and SCHIP Programs.**

Research for this report was funded by the US Department of Health and Human Services via the Office of Minority Health.

Gilead Outreach and Referral Center. 2008. **In Their Own Words The Voice of the Uninsured: A Detailed Description of Illinois' Uninsured.**

Granados, Gilberto, Puvvula, Jyoti, Berman, Nancy, Dowling, Patrick T. 2001. **Health Care for Latino Children: Impact of Child and Parental Birthplace on Insurance Status and Access to Health Services.** *Am J Public Health.* 91:1806–1807.

Objectives: This study sought to assess the impact of child and parental birthplace on insurance status and access to health care among Latino children in the United States. Methods: A cross-sectional, in-person survey of 376 random households with children aged 1 to 12 years was conducted in a predominantly Latino community. Children's insurance status and access to routine health care were compared among 3 child-parent groups: US born-US born (UU), US born-immigrant (UI), and immigrant-immigrant (II). Results: Uninsured rates for the 3 groups of children were 10% (UU), 23% (UI), and 64% (II). Rates for lack of access to routine health care were 5% (UU), 12% (UI), and 32% (II). Conclusion: Latino children of immigrant parents are more likely to lack insurance and access to routine health care than are Latino children of US-born parents.

Hoffman, Saul. 2006. **By the Numbers: The Public Costs of Teen Childbearing.** National Campaign to Prevent Teen Pregnancy.

Ku, Leighton, Matani, Sheetal. 2001. **Left Out: Immigrants' Access To Health Care And Insurance.** *Health Affairs* 20(1):247-256.

Recent policy changes have limited immigrants' access to insurance and to health care. Fewer noncitizen immigrants and their children (even U.S.-born) have Medicaid or job-based insurance, and many more are uninsured than is the case with native citizens or children of citizens. Noncitizens and their children also have worse access to both regular ambulatory and emergency care, even when insured. Immigration status is an important component of racial and ethnic disparities in insurance coverage and access to care.

Leclere, Felicia B., Jensen, Leif, Biddlecom, Ann E. 1994. **Health Care Utilization, Family Context, and Adaptation among Immigrants to the United States.** *Journal of Health and Social Behavior* 35(4):370-384.

We use the 1990 National Health Interview Survey supplement on Family Resources to examine the health care utilization patterns of immigrant and native-born adults in the United States. We modify a standard health care utilization framework by including duration of residence in the United States and measures of immigrant adaptation and family health context to model both the probability and number of physician contacts in the previous year. We find that duration of residence has a strong effect. Recently-arrived immigrants are much less likely to have had a contact in the previous year and had fewer contacts than either native-born or longer-term immigrant adults. Once the measures of adaptation-age at immigration and language of survey interview-are included, immigrants who have been in the United States for 10 years or more are not statistically different from the native-born. Family characteristics, including measures of exposure to the formal health care system, slightly reduce the size of the effects but do not alter the basic relationship between duration of residence and health care utilization. These results suggest that, net of socioeconomic characteristics, access to health insurance, and differences in morbidity, recent immigrants are much less likely than both the native-born and those immigrants of longer duration, to receive timely health care.

Pransky, Glenn, Moshenberg, Daniel, Benjamin, Katy, Portillo, Silvia, Thackrey, Jeffrey Lee, Hill-Fotouhi, Carolyn. 2002. **Occupational Risks and Injuries in Non-Agricultural Immigrant Latino Workers.** *American Journal of Industrial Medicine* 42:117-123.

Background: To investigate occupational health in urban immigrant Latino workers, using a community-based method. Methods: A survey was administered through consecutively selected door-to-door interviews. Results: Response rate was 80% (n=427). Average time in the US was 7.6 years, and average job tenure was 2.8 years. Twenty-five reported exposures to over 10 different hazards, and 18% thought these hazards had harmed their health. Only 31% received any job safety training; 55% had no workers' compensation coverage. Of the 47 (11%) with a work injury in the past 3 years, 27% reported difficulty obtaining treatment, 91% lost time from work (median=13 days) and 29% had to change jobs because of the injury. The annual occupational injury rate was 12.2/100 full-time workers, compared to an expected rate of 7.1. Conclusions: Urban immigrant workers have increased risk of occupational injuries, with adverse outcomes.

Timmins, Caraway L.. 2002. **The Impact of Language Barriers on the Health Care Of Latinos in the United States: A Review of the Literature and Guidelines for Practice.** *J Midwifery Women's Health* 47:80-96.

Although Spanish was the primary language of an estimated 11% of adults in the year 2000, the U.S. health care system is largely geared toward serving English speakers. A systematic review was conducted of studies published in biomedical journals from 1990 to 2000 examining language barriers in health care for Latino populations. Aspects of the problem examined were access to health care, quality of care, and health status/health outcomes. Five (55%) of the nine studies examining access to care found a significant adverse effect of language; three (33%) found mixed or weak evidence that language affected access. Six (86%) of the seven studies evaluating quality of care found a significant detrimental effect of language barriers. Two of the three studies examining health status or outcomes found language to be a risk factor for adverse outcomes. Evidence was mixed as to the level of importance attributable to language when access to care is considered; however, non-English-speaking status was a marker of a population at risk for decreased access. Solid evidence showed that language barriers can adversely affect quality of care. Health care practitioners are recommended to devise an effective strategy to bridge language

barriers in their setting. National laws and policies are discussed; practical guidelines and resources for providing language access in health care are provided. This article is intended to supply basic knowledge for providers and institutions in devising effective strategies for bridging the language barrier.

Vega, William A., Kolody, Bohdan, Aguilar-Gaxiola, Sergio, Catalano, Ralph. 1999. **Gaps in Service Utilization by Mexican Americans With Mental Health Problems.** *Am J Psychiatry* 156:928–934.

Objective: The purpose of this study was to ascertain the degree of underutilization of services for mental health problems among urban and rural Mexican American adults. Method: A probability sample (N=3,012) was used to represent the Mexican American population of Fresno County, California, and face-to-face interviews were conducted with the use of the Composite International Diagnostic Interview. Bivariate and multivariate analyses were used to analyze the data on diagnosis and service utilization. Results: Among the respondents with DSM-III-R-defined disorders, only about one-fourth had used a single service or a combination of services in the past 12 months, and Mexican immigrants had a utilization rate which was only two-fifths of that of Mexican Americans born in the United States. Overall use of mental health care providers by persons with diagnosed mental disorders was 8.8%, use of providers in the general medical sector was 18.4%, use of other professionals was 12.7%, and use of informal providers was only 3.1%. According to logistic regression analyses, factors associated with utilization of mental health services included female sex, higher educational attainment, unemployment, and comorbidity. Conclusions: Immigrants are unlikely to use mental health services, even when they have a recent disorder, but may use general practitioners, which raises questions about the appropriateness, accessibility, and cost-effectiveness of mental health care for this population. Several competing hypotheses about the reasons for low utilization of services need to be examined in future research.

Housing/Land Use

- Been, Vicki. 1993-1994. **Locally Undesirable Land Uses in Minority Neighborhoods: Disproportionate Stigmatization or Market Dynamics?** *The Yale Law Journal* 103:1383- 1422.
- Betancur, John. 2005. **Gentrification before Gentrification? The Plight of Pilsen in Chicago.** Voorhees Center White Paper. Voorhees Center for Neighborhood and Community Improvement, College of Urban Planning and Public Affairs, University of Illinois at Chicago.
- Chicago Metropolis 2020. 2007. **Homes for a Changing Region, Phase 2: Implementing Balanced Housing Plans at the Local Level.** Chicago Metropolis 2020.
This Phase Two interim report describes in detail new or updated housing policy plans for Aurora, Libertyville and Oak Forest, Illinois. Collectively they show that local communities, with the aid of modern planning tools, can create innovative and comprehensive housing action plans that meet the needs of their future residents.
- Chicago Metropolis 2020. 2005. **Homes for a Changing Region.** Chicago Metropolis 2020.
In this forward-looking report, Chicago Metropolis 2020 and the Metropolitan Mayors Caucus analyze demographic projections for the Chicago metropolitan region from 2000 to 2030 and compare these projections with current trends in residential construction and community planning. A mismatch is forecast between the kind of housing likely to be needed by the region's growing population and the kind of housing being planned.
- Diaz McConnell, Eileen, Ready, Timothy. 2005. **A Roof Over Our Heads.** Institute for Latino Studies/Esperanza USA.
In recent years Hispanics have become a potent force in the US housing market and they will become even more so in the coming years. As a result of rapid population growth and the youthfulness of the Hispanic population, 30 percent of the growth in US households between 1990 and 2003 is attributable to Hispanics. During the same period Hispanics accounted for one-fifth of the country's growth in owner-occupied
- Diaz McConnell, Eileen. 2005. **No Place Like Home: The State of Hispanic Housing in Chicago, Los Angeles, and New York City, 2003.**
More detailed, companion paper that provides supplementary information for the published monograph *A Roof Over Our Heads*.
- Gobster, Paul H.. 2002. **Managing Urban Parks for a Racially and Ethnically Diverse Clientele.** *Leisure Sciences* 24:143-159.
Lincoln Park Study: A major planning effort for Chicago's largest park provided an opportunity to examine outdoor recreation use patterns and preferences among a racially and ethnically diverse clientele. Results from on-site surveys of 898 park users (217 Black, 210 Latino, 182 Asian, and 289 White) showed that park users shared a core set of interests, preferences, and concerns about the park and its management. But there were also some important differences among and within racial and ethnic groups with respect to park use patterns, participation, and reports of racial discrimination. Implications for management and future research are discussed.
- Levine, Ned. 1999. **The Effects of Local Growth Controls on Regional Housing Production and Population Redistribution in California.** *Urban Studies* 36:12:2047 – 2068.
Based on two surveys of 490 Californian cities and counties, the study examines the effects of local growth control enactment between 1979 and 1988 on net housing construction between 1980 and 1990. It is shown that local growth-management measures significantly displaced new construction, particularly rental housing, possibly exacerbating the expansion of the metropolitan areas into the interiors of the state. Further, the measures impacted low-income households and minorities particularly. Not all growth-control measures were associated with this change. Measures which limited available land or which downsized existing zoning had stronger effects.

- Martinez, Martha Argelia. 2007. **Promoting and Maintaining Household Ownership among Latino Immigrants**. Institute for Latino Studies/Esperanza USA.
In 2005 there were approximately 11.7 million Hispanic households in the United States, of which 53 percent, or 6.2 million, were formed of individuals not born here. For this reason the 2007 study of trends in Hispanic housing, the third in the series, focuses on immigrants, who are particularly underrepresented among homeowners.
- Mendez, Michael. 2005. **Latino New Urbanism: Building on Cultural Preferences**. *Opolis: An International Journal of Suburban and Metropolitan Studies*: 1(1).
The central argument of this article is that Latinos' cultural inclination to a lifestyle supportive of compact cities provides policymakers with a sustainable alternative that possesses a built-in consumer base. The Land Use development and advancement of compact cities in California may be dependent on the ability of policy makers to sustain and support the Latino lifestyle.
- Pendall, Rolf. 2000. **Local Land Use Regulation and the Chain of Exclusion**. *Journal of the American Planning Association*, 66:2, 125-142.
The study reported in this article tested connections between five land use controls and the racial composition of the communities that use them. A survey of localities in the 25 largest U.S. metropolitan areas showed that low density- only zoning, which restricts residential densities to fewer than eight dwelling units per acre, consistently reduced rental housing; this, in turn, limited the number of Black and Hispanic residents. Building permit caps were also associated with lowered proportions of Hispanic residents. Other controls tested—urban growth boundaries, adequate public facilities ordinances, and moratoria—had limited effects on either housing types or racial distribution.
- Ready, Timothy. 2006. **Hispanic Housing in the United States 2006**. Institute for Latino Studies.
In recent years Hispanics have become a major force in housing markets across the nation. As the fastest growing segment of the US population, Hispanics are forming new households at an unprecedented rate—fueling demand in both the renter- and owner-occupied housing markets. Hispanic immigrant householders and their children, along with the many long-established Hispanic residents of the United States, are creating homes for themselves and their families and have become stakeholders in their communities.
- Smith, Geoff. 2008. **2007 Foreclosure Report**. Woodstock Institute.
Foreclosures spiked in the last quarter of 2007 in nearly every community in the Chicago region, based on foreclosure filings analyzed by Woodstock Institute. This report also found that foreclosure filings have increased in suburban areas that have not traditionally been associated with high foreclosure levels.
- Voorhees Center. 2006. **Affordable Housing Conditions and Outlook in Chicago: An Early Warning for Intervention**. Voorhees Center for Neighborhood and Community Improvement, College of Urban Planning and Public Affairs, University of Illinois at Chicago.
This study produces a more precise understanding of the housing situation in Chicago by quantifying the supply and demand of affordable housing and then providing an outlook on the potential mismatch between the two in the next five years. Specifically, the report determines what number of households were low income based on their size: small (1-3 person) or large (4-8 person) and determines the number of units affordable to them based on affordability and units size: small (0-2 bedroom) or large (3+ bedroom).
- Woodstock Institute. 2008. **Paying More for the American Dream - The Subprime Shakeout and Its Impact on Lower-Income and Minority Communities**.
A joint report by: California Reinvestment Coalition, Community Reinvestment Association of North Carolina, Empire Justice Center, Massachusetts Affordable Housing Alliance, Neighborhood Economic Development Advocacy Project, Ohio Fair Lending Coalition, and Woodstock Institute

Quality of Life

- Barboza, Gia Elise, Knight, Roger, Ready, Timothy. 2007. **What Do Black And White Residents of Metropolitan Chicago Think about Latin American and Mexican Immigrants?** Findings from the Chicago-Area Survey In a recent research brief we reported that white and black residents of Chicago have generally positive views of immigrants, regardless of their national origin. In this issue we turn our attention to perceptions of Latin American immigrants, the largest immigrant group in Chicago.
- Bates, Lisa M., Acevedo-Garcia, Dolores, Alegría, Margarita, Krieger, Nancy. 2008. **Immigration and Generational Trends in Body Mass Index and Obesity in the United States: Results of the National Latino and Asian American Survey, 2002–2003.** *Am J Public Health* 98:70-77. Generational status is associated with increased BMI and obesity among Latinos and Asian Americans. Aggregate estimates not accounting for nativity and country of origin may mask significant heterogeneity in the prevalence of obesity and patterns of distributional change, with implications for prevention strategies.
- Chicago Metropolis 2020. 2006. **2006 Crime and Justice Index.** Chicago Metropolis 2020. This Index presents data on crime trends and justice patterns in the region over time. It also explores specific policy issues and some promising practices intended to address seemingly intractable problems in the criminal justice systems.
- Cicero Youth Task Force. 2005. **Cicero Youth Task Force.** The Cicero Youth Task Force is a volunteer coalition of over 40 individuals and organizations who are dedicated to the well-being of youth and families in Cicero, IL. Its mission is to enhance the quality of life for Cicero children and families by working together to prevent youth risk factors. The report is a needs assessment of services for youth in Cicero.
- Garcia, John A., Hero, Rodney E. 2007. **Preliminary Explorations of Latinos and Politics: Findings from the Chicago-Area Survey** The 2004 elections underscored the current and future significance of Latinos in US politics at local, state, and national levels. Although this phenomenon has been the focus of considerable research among scholars of the American political system, how partisan and electoral patterns vary among Latinos by national origin, region, and socioeconomic status remains undefined, and a number of claims regarding the extent of participation and voting and the partisan leanings among Latinos remain under dispute.
- Hunter, Lori M. 2000. **The Spatial Association between U.S. Immigrant Residential Concentration and Environmental Hazards.** *International Migration Review* 34(2):460-488. Several studies undertaken over the past decade suggest that minority and lower-income communities are disproportionately exposed to environmental hazards relative to the rest of the U.S. population, resulting in an issue of "environmental equity." This research examines the equity issue in relation to the foreign born in the United States, making use of a county-level, nationwide, dataset reflecting sociodemographic characteristics and the presence of several environmental risk factors (toxic releases, hazardous waste generators, and Superfund sites). The results suggest that counties with higher proportions of immigrants and non-English speaking households are characterized by greater numbers of large quantity hazardous waste generators and proposed Superfund sites, two of the three incorporated measures of environmental risk. The later measure demonstrates the strongest relationship with immigrant presence.
- Iceland, John, Scopilliti, Melissa. 2008. **Immigrant Residential Segregation in U.S. Metropolitan Areas, 1990–2000.** *Demography* 45(1):79–94. This paper examines the extent of spatial assimilation among immigrants of different racial and ethnic origins. We use restricted data from the 1990 and 2000 censuses to calculate the levels of dissimilarity by race and Hispanic origin, nativity, and year of entry, and then run multivariate

models to examine these relationships. The findings provide broad support for spatial assimilation theory. Foreign-born Hispanics, Asians, and blacks are more segregated from native-born non-Hispanic whites than are the U.S.-born of these groups. The patterns for Hispanics and Asians can be explained by the average characteristics of the foreign-born that are generally associated with higher levels of segregation, such as lower levels of income, English language ability, and homeownership. We also find that immigrants who have been in the United States for longer periods are generally less segregated than new arrivals, and once again, much of this difference can be attributed to the characteristics of immigrants. However, patterns also vary across groups. Levels of segregation are much higher for black immigrants than for Asian, Hispanic, and white immigrants. In addition, because black immigrants are, on average, of higher socioeconomic status than native-born blacks, such characteristics do not help explain their very high levels of segregation.

Institute for Latino Studies. 2003. **Latino Leadership and Social Change: An Evaluation of Grant Making of the Chicago Community Trust**

This report presents a summary of findings of a study undertaken by the Institute for Latino Studies (ILS) at the University of Notre Dame of grant making for Latino leadership development of The Chicago Community Trust.

Institute for Latino Studies. 2002. **Bordering the Mainstream: A Needs Assessment of Latinos in Berwyn and Cicero, Illinois**

The Latino populations of Berwyn and Cicero, Illinois—two of Chicago’s oldest suburbs—have increased dramatically in the last decade. What issues matter most to Latinos in the two communities? This 2002 study provided a timely and valuable snapshot.

Knight, Roger, Ready, Timothy, Barboza, Gia Elise. 2007. **Attitudes toward Immigration: Findings from the Chicago-Area Survey**

Throughout its history Chicago has been a prime destination for new immigrants to the United States. Nearly one in five residents of metropolitan Chicago (18 percent) is an immigrant, compared to only 11 percent nationwide. Just under half (47 percent) of all immigrants in the Chicago area are from Latin America—principally Mexico. This paper examines the attitudes of Latino and non-Latino white and black Chicagoans towards immigration, in general, and the perceived impact on the country of immigrants from Mexico, Cuba, Haiti, and various countries in Asia and Europe.

Morello-Frosch, Rachel, Jesdale, Bill M. 2006. **Separate and Unequal: Residential Segregation and Estimated Cancer Risks Associated with Ambient Air Toxics in U.S. Metropolitan Areas.** *Environmental Health Perspectives* 114(3):386-393.

This study examines links between racial residential segregation and estimated ambient air toxics exposures and their associated cancer risks using modeled concentration estimates from the U.S. Environmental Protection Agency’s National Air Toxics Assessment. We combined pollutant concentration estimates with potencies to calculate cancer risks by census tract for 309 metropolitan areas in the United States. This information was combined with socioeconomic status (SES) measures from the 1990 Census. Estimated cancer risks associated with ambient air toxics were highest in tracts located in metropolitan areas that were highly segregated. Disparities between racial/ethnic groups were also wider in more segregated metropolitan areas. Multivariate modeling showed that, after controlling for tract-level SES measures, increasing segregation amplified the cancer risks associated with ambient air toxics for all racial groups combined [highly segregated areas: relative cancer risk (RCR) = 1.04; 95% confidence interval (CI), 1.01–1.07; extremely segregated areas: RCR = 1.32; 95% CI, 1.28–1.36]. This segregation effect was strongest for Hispanics (highly segregated areas: RCR = 1.09; 95% CI, 1.01–1.17; extremely segregated areas: RCR = 1.74; 95% CI, 1.61–1.88) and weaker among whites (highly segregated areas: RCR = 1.04; 95% CI, 1.01–1.08; extremely segregated areas: RCR = 1.28; 95% CI, 1.24–1.33), African Americans (highly segregated areas: RCR = 1.09; 95% CI, 0.98–1.21; extremely segregated areas: RCR = 1.38; 95% CI, 1.24–1.53), and Asians (highly segregated areas: RCR =

1.10; 95% CI, 0.97–1.24; extremely segregated areas: RCR = 1.32; 95% CI, 1.16–1.51). Results suggest that disparities associated with ambient air toxics are affected by segregation and that these exposures may have health significance for populations across racial lines.

Morello-Frosch, Rachel, Pastor Jr., Manuel, Porras, Carlos, Sadd, James. 2002. **Environmental Justice and Regional Inequality in Southern California: Implications for Future Research.** *Environ Health Perspect* 110(suppl 2):149–154.

Environmental justice offers researchers new insights into the juncture of social inequality and public health and provides a framework for policy discussions on the impact of discrimination on the environmental health of diverse communities in the United States. Yet, causally linking the presence of potentially hazardous facilities or environmental pollution with adverse health effects is difficult, particularly in situations in which diverse populations are exposed to complex chemical mixtures. A community–academic research collaborative in southern California sought to address some of these methodological challenges by conducting environmental justice research that makes use of recent advances in air emissions inventories and air exposure modeling data. Results from several of our studies indicate that communities of color bear a disproportionate burden in the location of treatment, storage, and disposal facilities and Toxic Release Inventory facilities. Longitudinal analysis further suggests that facility siting in communities of color, not market-based “minority move-in,” accounts for these disparities. The collaborative also investigated the health risk implications of outdoor air toxics exposures from mobile and stationary sources and found that race plays an explanatory role in predicting cancer risk distributions among populations in the region, even after controlling for other socioeconomic and demographic indicators. Although it is unclear whether study results from southern California can be meaningfully generalized to other regions in the United States, they do have implications for approaching future research in the realm of environmental justice. The authors propose a political economy and social inequality framework to guide future research that could better elucidate the origins of environmental inequality and reasons for its persistence.

Pinderhughes, Raquel. 1996. **The Impact of Race on Environmental Quality: An Empirical and Theoretical Discussion.** *Sociological Perspectives* 39(2):231-248.

The toxic pollution problem is composed of several interrelated parts which are involved in the process of production, use, and disposal of chemicals and products considered necessary for society. Each day, millions of pounds of toxic chemicals are used, stored, disposed of, and transported in and out of communities throughout the United States. Most Americans assume that pollution and other environmental hazards are problems faced equally by everyone in our society. But a growing body of research shows that the most common victims of environmental hazards and pollution are minorities and the poor. Disproportionate exposure to environmental hazards is part of the complex cycle of discrimination and deprivation faced by minorities in the United States. This article examines social science empirical research on the relationship between race, class, and the distribution of environmental hazards and the theoretical perspectives which have emerged to explain environmental inequities. The article also discusses the link between the environmental justice movement, which seeks to confront the causes and consequences of environmental inequities, and social science research on environmental inequity.

Ready, Timothy, Knight, Roger. 2007. **Variations in Political Involvement and Attitudes among Latinos by Place of Birth and Citizenship: Findings from the Chicago-Area Survey**

This paper elaborates on “Preliminary Explorations of Latinos and Politics” (*Latino Research @ ND*, Vol. 4, No. 1, March 2007) by John Garcia and Rodney Hero, based on the Chicago-Area Survey (CAS).¹ Here we further examine the findings discussed in that paper by differentiating the behavior and attitudes of US-born Latinos from those of the foreign born and those of citizens from those of noncitizens.

Ready, Timothy, Knight, Roger, Chun, Sung. 2006. **Latino Civic and Community Involvement: Findings from the Chicago-Area Survey**

Nearly half of Chicago-area Latinos are involved in one or more community organizations. Church membership is by far the most commonly cited type of involvement. The foreign born are

twice as likely as the US born to be church members. More than 60 percent of survey respondents believe they could have a positive impact on their community. Only 14 percent of Chicago Latinos reported working with neighbors to improve their community in the past two years, compared with 26 percent of Latinos nationally. Well over half said that they would be likely to cooperate with neighbors under certain circumstances. Overall, survey respondents reported a slight decline in level of community involvement in recent years, more pronounced among the US born than the foreign born.

Sampson, Robert. 2008. **Rethinking Crime and Immigration**. Contexts 7(1): 28-33.

Taylor, D. Garth, Torres, María de los Angeles, Paral, Rob. 2006. **The Naturalization Trail: Mexican Nationality and US Citizenship**

The average span of time between obtaining legal permanent residence and becoming a citizen is 8 years, but for Mexicans and other North American immigrants it is 11 years. Many Mexicans are undocumented and therefore not eligible to apply. But what about those who are eligible? How do they view the road to citizenship? The purpose of this report is to examine the reasons why Mexican immigrants to the Chicago region choose to seek, or not seek, naturalization as US citizens.

Transportation

Chicago Metropolis 2020. 2007. **Time is Money: The Economic Benefit of Transit Investment**. Chicago Metropolis 2020.

Using quantitative models, we calculated the long-term transportation and economic benefits that would result from implementing the RTA Strategic Plan, *Moving Beyond Congestion*. We wanted to know if the benefits of proposed new transit spending would outweigh the costs – would the public receive a positive return on its investment?

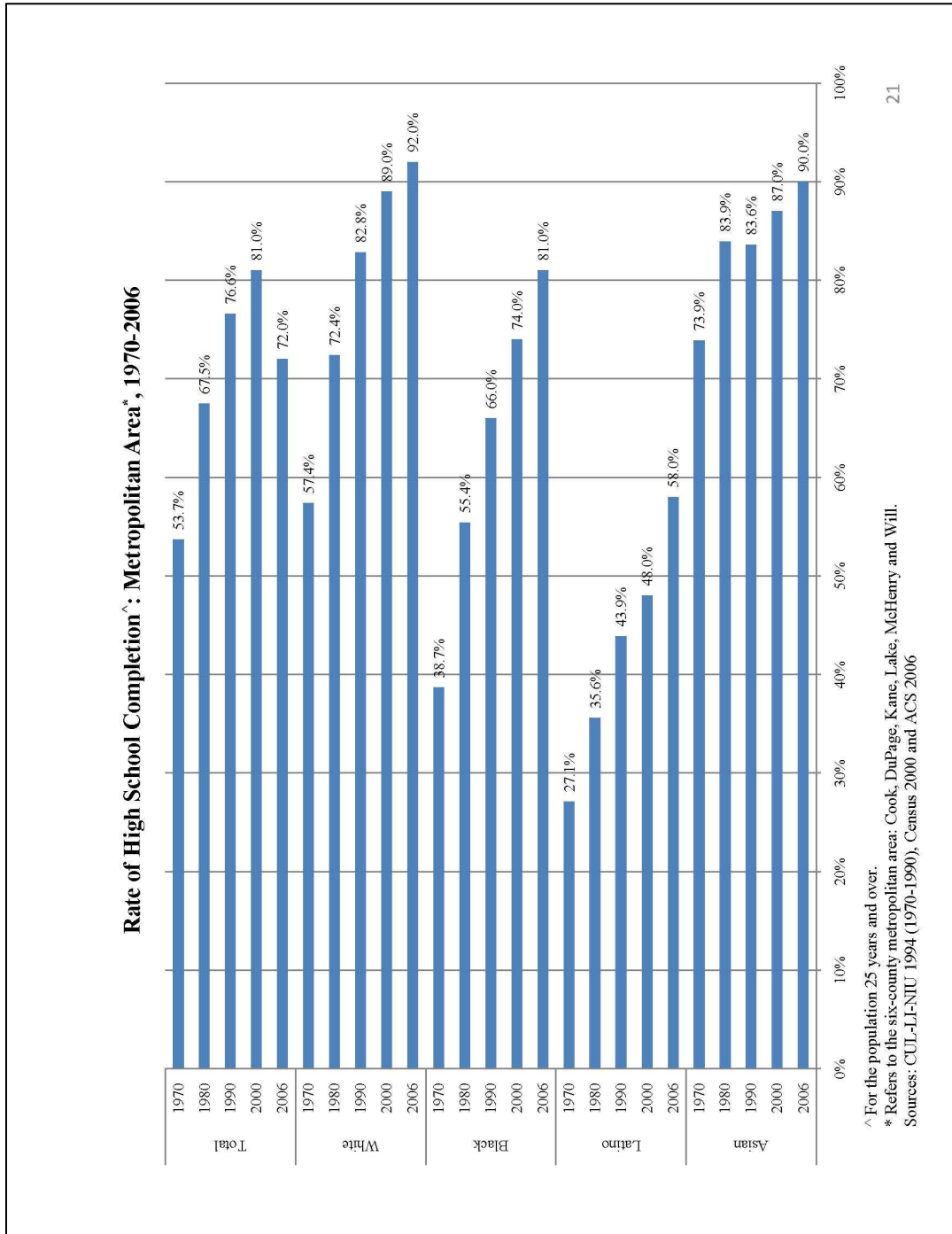
Modarres, Ali. 2003. **Polycentricity and Transit Service**. *Transportation Research Part A* 37:841–864.

This paper focuses on the two related issues of employment distribution and access to transit services. Using the 2001 census tract level economic activities and transit routes within the county, a number of analyses were performed to determine the location of major employment centers in Los Angeles County and how these localities may be understood within the context of a transit service operation in a polycentric metropolitan area. The identified economic subcenters contain one-third of the county employment and its firms, collectively. While these economic nodes are networked by the existing bus routes, the connection between employees and their place of work appears to be inadequate. This has created a less than optimal condition in many sections of the metropolitan area. This paper suggests methodologies for encountering this shortcoming.

General Reports

- Alejo, Berenice, Puente, Sylvia. 2007. **Forging the Tools for Unity: A Report on Metro Chicago's Mayors Roundtables on Latino Integration.** Institute for Latino Studies.
 In spring 2007 the Metropolitan Mayors Caucus partnered with the Center for Metropolitan Chicago Initiatives of the Institute for Latinos Studies at the University of Notre Dame to host four Suburban Latino Roundtables that focused on the issue of the incorporation of the Latino community in the Chicago metropolitan area. This report provides background and suggested strategies in the area of education, housing, social services, and overall economic impact of the Latino population.
- Chicago Council on Global Affairs. 2006. **A Shared Future: The Economic Engagement of Greater Chicago and Its Mexican Community.**
 The Chicago Council on Global Affairs' Task Force on the economic engagement of the Mexican community in greater Chicago was formed in October 2005 to examine critical issues related to the integration of the Mexican community into Chicago's economic, social, and political life. The Task Force pursued three main objectives: to make concrete recommendations for action targeted to public and private institutions and leaders; to stimulate public and leadership discussion of key challenges and opportunities associated with economic engagement; and to encourage other institutions to pursue economic engagement in their own spheres. The Task Force collaborated with the Institute for Latino Studies at the University of Notre Dame, the Midwest's most prominent institution devoted to policy-relevant research on Latinos. For more information on the Chicago Council on Global Affairs, please visit: www.thechicagocouncil.org.
- Johnson, Kenneth. 2007. **Demographic Trends in Metropolitan Chicago at Mid-Decade.** Working Papers on Recreation, Amenities, Forests and Demographic Change No. 6. Loyola University-Chicago.
- Paral, Rob, Ready, Timothy, Chun, Sung, Sun, Wei. 2005. **Latino Demographic Growth in Metropolitan Chicago.** Institute for Latino Studies.
 With 1.4 million members, the Latino community is a large and growing part of the Metropolitan Chicago region. Latinos, who comprise one in six of the region's residents, are found throughout the area, from older Chicago neighborhoods to new suburban developments. The population includes nearly as many foreign-born residents as native-born. While the Latino presence has become an especially prominent part of the social fabric of the region in recent years, Latinos have lived in Chicago since the early decades of the twentieth century. During the 1990s two-thirds of all new residents in the region were Latino.
- Ready, Timothy, Brown-Gort, Allert. 2005. **The State of Latino Chicago: This Is Home Now.** Institute for Latino Studies.
 Metropolitan Chicago is undergoing a profound transformation from a region dominated politically and demographically by European Americans to one in which no single racial or ethnic group will be the majority. Long a preeminent center of manufacturing and trade, Chicago is known as a city that works. In *The State of Latino Chicago*, we examine the status of the region's fastest growing and, arguably, hardest working population.

Appendix B1 – High School Completion Rate by Race/Ethnicity



Appendix B2 – College Completion Rates by Race/Ethnicity

