

CMAP



# Regional Project Award and Obligation Report for Northeastern Illinois

---

## Federal Fiscal Year 2014

December 2015





# Table of Contents

<b>Introduction</b> .....	<b>2</b>
<b>Summaries of Obligations and Awards</b> .....	<b>4</b>
<b>FFY 2014 Obligations and Awards</b> .....	<b>14</b>
Project Listings .....	14
<i>Federally Funded Road Projects</i> .....	14
<i>Non-Federally Funded Road Projects</i> .....	67
<i>Transit Projects</i> .....	99
<b>Appendices</b> .....	<b>115</b>
Appendix 1: Obligation and Award Data Information .....	115
Appendix 2: Major Capital Projects.....	117
Appendix 3: TIP ID .....	119
Appendix 4: Council of Mayors Map.....	120
Appendix 5: Fund Sources in the TIP.....	121
Appendix 6: Project Phases.....	127
Appendix 7: Programmers and Implementers .....	128



# Introduction

Metropolitan Chicago's first comprehensive regional plan, [GO TO 2040](#), was adopted in 2010 and updated in October 2014. The [Regional Mobility](#) chapter of the plan addresses the long-range needs of the region for maintaining, modernizing, and expanding its transportation system.

This report identifies obligations or awards of project phases that occurred in Federal Fiscal Year (FFY) 2014 (October 1, 2013 to September 30, 2014) in the CMAP region. In addition to providing an annual summary of major transportation spending in the region, this obligation report also meets federally mandated reporting requirements set out in [23 USC CFR 450.332](#).

The "obligation" occurs when federal authorization, i.e. a stated commitment from the U.S. Department of Transportation to financially participate in a project, is secured. Once that commitment is made, the available funds are assigned to the project for reimbursement. Authorization occurs approximately six weeks before the bid letting, i.e. opening of bids for requested work, for construction phases and when an agreement is entered between the state of Illinois and the local sponsor for pre-construction phases. The "award" occurs when a bid or request for proposals (RFP) has received proposals, the contractor has been selected, and a contract has been executed between the two parties. For federally funded projects, both obligation and award must occur. For all other projects, only the award occurs. Award information is considered more accurate than authorization because it reflects an actual agreement between the project sponsor and a contractor. However, for some projects authorization data is used as it is the only information available at the time the report is prepared.

CMAP collects project-level information for a number of projects that do not use federal funds. These sources of funding are often dedicated to larger projects, including modernization projects and new facilities. In contrast, smaller maintenance projects tend to be funded from local sources. Municipal and township data for locally-funded projects are not shown in this report as line items. Rather, these expenditures were estimated by CMAP for the region to be \$246 million and are included in the various summary tables contained in the report. [Appendix 1](#) has details on CMAP's estimated municipal and township obligations for FFY 2014.

The projects represented in this report have aspects that are all located within the CMAP region, which consists of Cook, DuPage, Kane, Kendall, Lake, McHenry, and Will Counties and portions of DeKalb and Grundy Counties. The region is also divided geographically by [Council of Mayors](#) boundaries. Each [municipality](#) in the region belongs to, and is categorized within, a council. In this report, these boundaries are used to summarize and compare data across the region.

This is the fourth report in which projects have been classified into one of three categories: maintenance, modernization, or expansion. Each project's classification is based on its [work types](#) reported by the implementing agency to describe the project in the Transportation



Improvement Program (TIP). The work types fall into one of three categories: maintenance, modernization, and expansion. Each work type is also categorized by project type: transit, bicycle, highway, or other.

CMAP's goal is to collect both project type and work type data each year moving forward, and to use this time series to help demonstrate progress toward GO TO 2040 implementation. The plan prioritizes the maintenance and modernization of the existing transportation system before its expansion and also calls for an increased commitment to public transportation and investments to support livable communities.

The data in this report is available [electronically](#) to regional partners for their analysis. CMAP has also developed [numerous on-line tools](#) summarizing transportation programming data throughout the region.

This report is organized into the following sections:

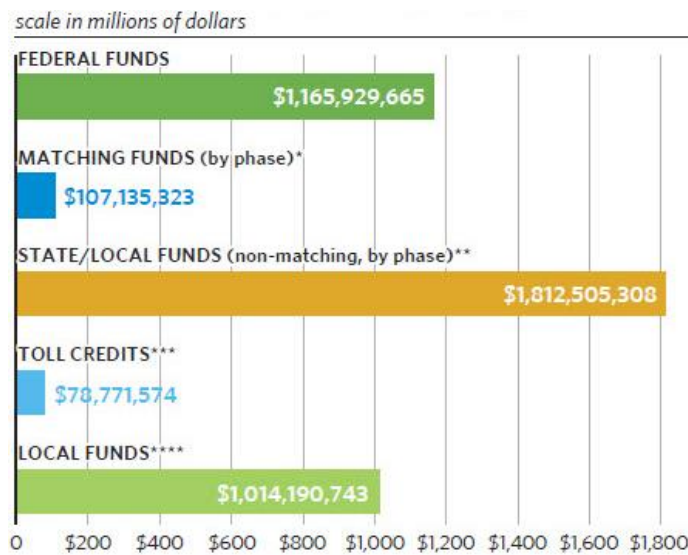
- [Graphics](#) summarizing obligations/awards occurring within the region in FFY 2014 across a variety of data, including work type (i.e., maintenance, modernization, and expansion). It also includes an estimate of local government (municipalities and townships) spending that CMAP calculated (see [Appendix 1](#) for more detail).
- A list of [federally funded road projects](#), including bicycle/pedestrian projects.
- A list of [non-federally funded road projects](#). Regionally significant projects are included in this section.
- A list of [transit projects](#). This list includes non-federal and federally funded transit projects obligated/awarded in FFY 2014 in the CMAP region.
- A series of [appendices](#) that explain data sources and data summarizing techniques, as well as other information.



# Summaries of Obligations and Awards

These summaries highlight capital transportation expenditures in the region and demonstrate their relationship to GO TO 2040. It is not uncommon for a transportation project to require anywhere from a few years to a decade or more to complete planning, design, and construction. As a result, some of the obligations/awards shown in this report reflect various stages of planning, design, and construction that were already underway prior to the adoption of GO TO 2040 in October 2010. The summaries in this section reflect all obligations or awards incurred in FFY 2014, regardless of fund source, and include an extrapolation of 2007 Census of Governments data to estimate local municipal construction expenditures on maintenance. The local construction expenditures for maintenance, as extrapolated, represented 6 percent of all outlays included in this report, or \$246,060,955.

**Figure 1. Obligations and awards by major funding category**



- Total capital transportation expenditures in the CMAP region in FFY 2014 were \$4,099,761,039.
- Federal funds typically require a funding match comprised of non-U.S. Department of Transportation (DOT) funds and usually covers a portion (often 80 percent) with state, local funding, or toll credits providing the remaining matching funds.
- Non-federal funding primarily is from the State and does not have a matching requirement.

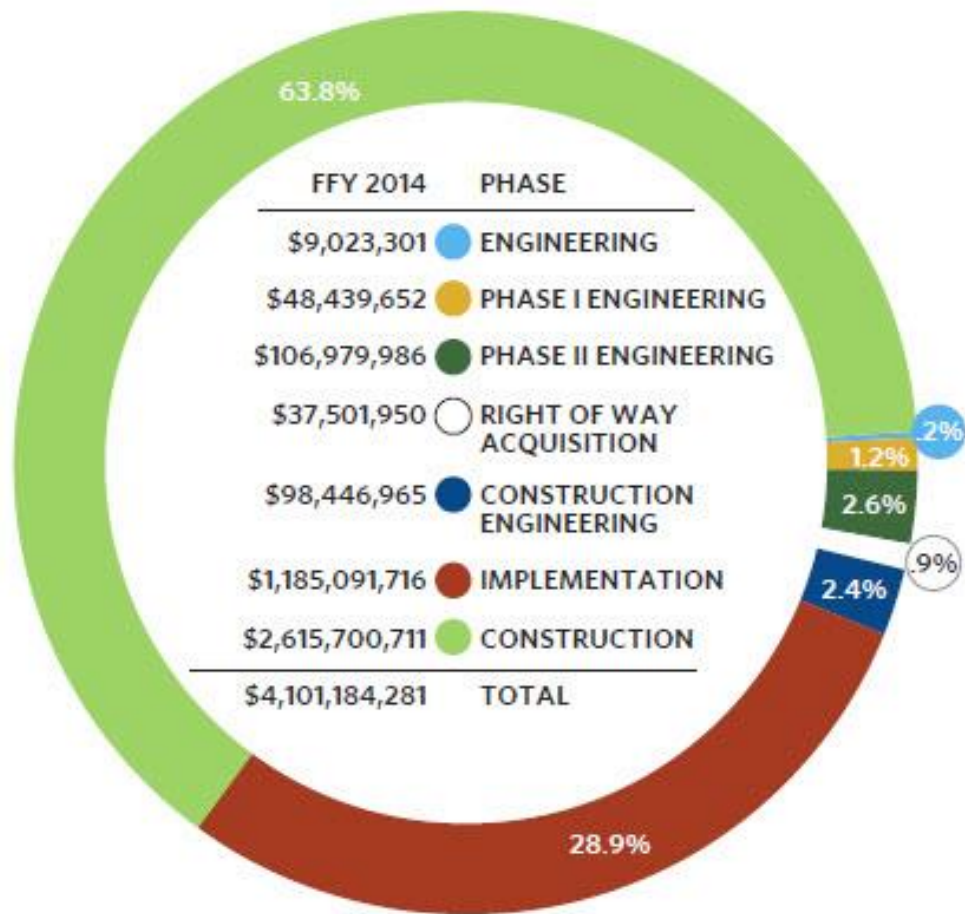
\* Matching funds are state or local funds used in conjunction with federal funds.  
 \*\* Non-Matching funds are in addition to matching funds or are funds used for a project phase that doesn't use federal funds.  
 \*\*\* Toll credits have no monetary value and are used as a mechanism to access federal funding.  
 \*\*\*\* Local funds are non-matching funds that were derived and used by a local agency such as a county, municipality, or township.

Note: Included in local funds are estimates of municipal and township obligations compiled by CMAP.

Source: Chicago Metropolitan Agency for Planning. For more information, see Appendix 1.



Figure 2. FFY2014 obligations and awards by project phase



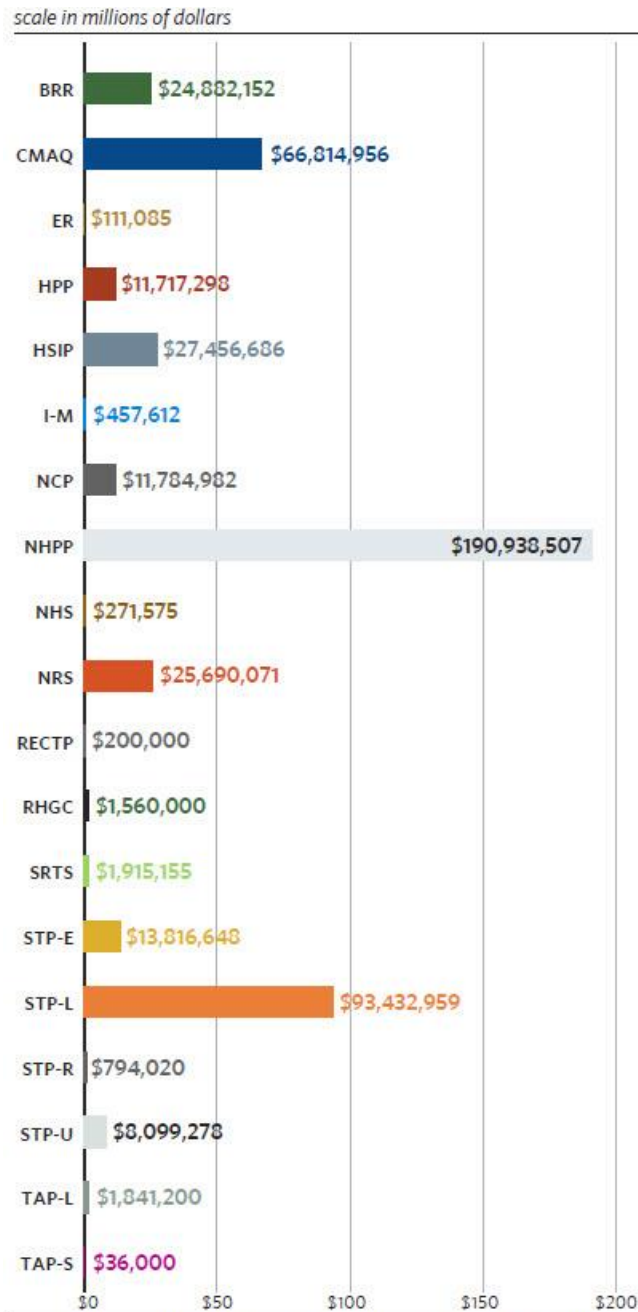
Source: Chicago Metropolitan Agency for Planning. For more information, see Appendix 1.

- Construction and implementation account for almost 93 percent of the region’s obligations and awards in FFY 2014.
- Pre-construction/construction engineering phases are less expensive than construction and implementation.
- Right of Way Acquisition (ROW) accounted for less than 1 percent of all obligations and awards in FFY 2014.



- FFY 2014 Federal Highway Administration (FHWA) expenditures in the region totaled \$481,820,184.
- Three fund categories (CMAQ, NHPP, and STP-L) accounted for over 73 percent of all of the FHWA expenditures.
- Congestion Mitigation and Air Quality Improvement (CMAQ) program funds are used to mitigate congestion and improve air quality.
- National Highway Performance Program (NHPP) funds are a program created in MAP-21 that is programmed by the state and is for use on roads and bridges on the National Highway System (NHS).
- Surface Transportation Program – Local (STP-L) funds are primarily used by local governments in the region, often to maintain and repair roads that are Federal-aid highways.
- Note: [Appendix 5](#) has more detailed information regarding the various funding sources that are in the TIP, many of which had obligations or awards in FFY 2014.

**Figure 3. FFY2014 obligations and awards by FHWA funding source**



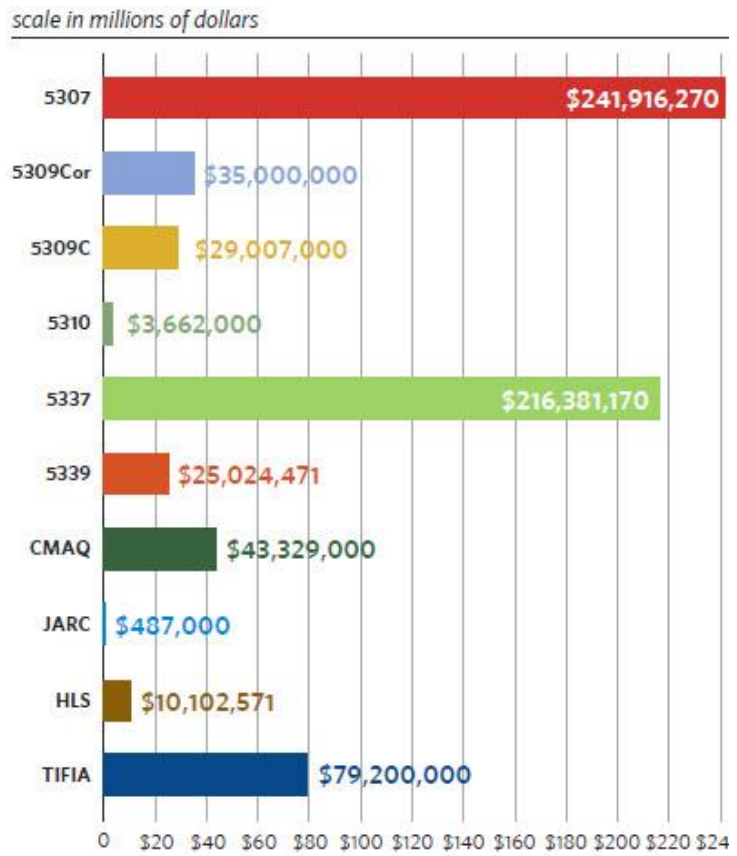
Source: Chicago Metropolitan Agency for Planning. For more information, see Appendix I.





- In FFY 2014, \$684,109,482 in Federal Transit Administration (FTA) funds were obligated.
- Three fund categories (5307, 5337, and CMAQ) accounted for over 73 percent of FTA expenditures in FFY 2014. Although TIFIA is a large amount here, it is not considered a fund source as it is a financing mechanism.
- 5307 funds are used for capital improvements to the transit system.
- 5337 funds are formula funds used in achieving a state of good repair on the transit system.
- CMAQ funds are used to mitigate congestion and improve air quality.
- Nearly all of these funds are allocated to the region based on federal funding formulas that primarily rely on the urbanized area population of the region.
- Appendix 5 has detailed information regarding the various funding sources that are in the TIP, many of which had obligations or awards in FFY 2014.

**Figure 4. FFY2014 obligations and awards by FTA fund source.**

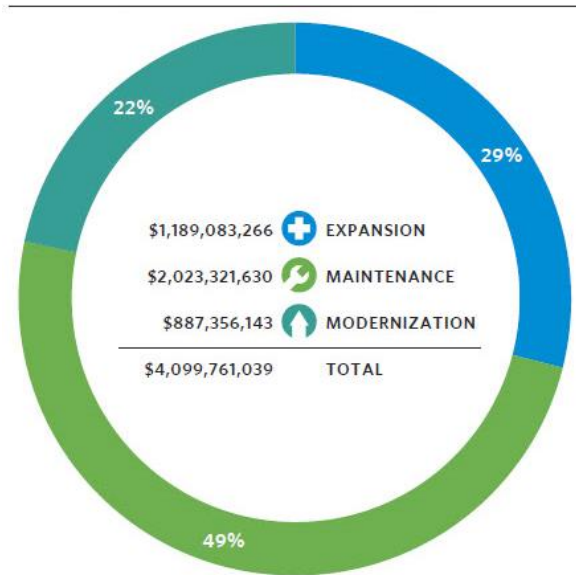


Source: Chicago Metropolitan Agency for Planning. For more information, see Appendix I.



- The region’s long range plan, GO TO 2040 recommends, “...a focus on maintaining the existing system first, and using most of our remaining resources to modernize the system.”
- Just under \$3 billion (71 percent) of all capital transportation expenditures in FFY 14 were for maintenance or modernization projects.
- While a project may have components associated with a variety of project categories, each project is only assigned to one project category. The assignments are based on a hierarchy with expansion at the highest level, followed by modernization, then maintenance. Projects that fit into multiple categories are assigned to the highest category level.
- There were over \$2 billion in maintenance projects. These projects primarily consisted of highway (31 percent or \$628 Million) or transit projects (69 percent or \$1.4 Billion).

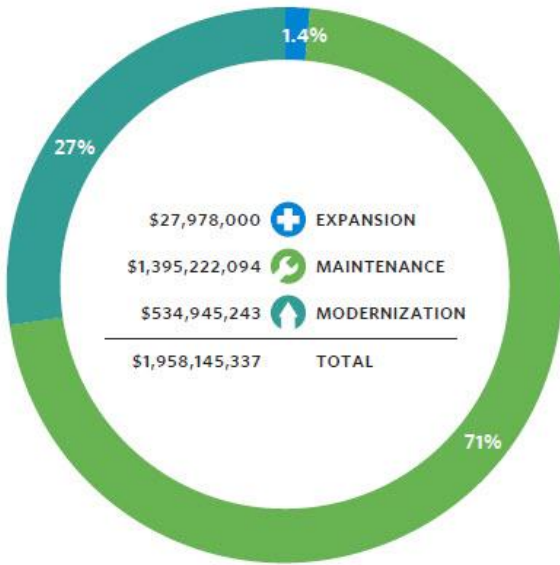
**Figure 5. FFY 2014 obligations and awards by project category.**



Source: Chicago Metropolitan Agency for Planning. For more information, see Appendix 1.



**Figure 6. FFY 2014 obligations and awards by transit project category.**

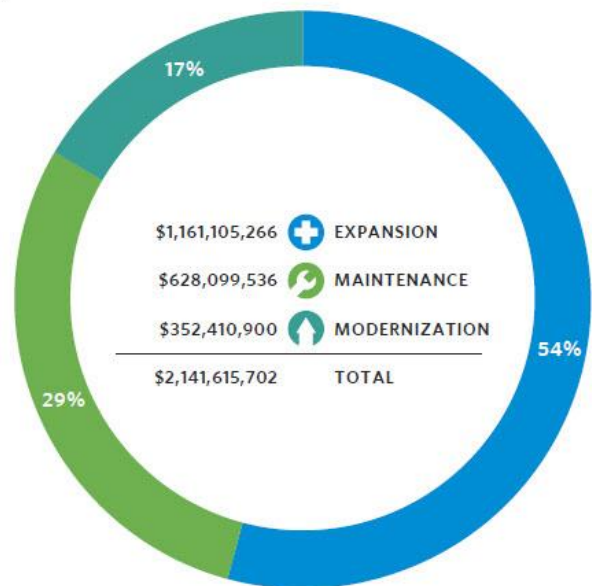


Source: Chicago Metropolitan Agency for Planning. For more information, see Appendix 1.

- Transit expenditures were overwhelmingly mainly on maintenance.
- There were \$535 million in transit modernization projects, which comprised 60 percent of all modernization projects.
- As the charts to the left and on the next page demonstrate, there are considerable differences in what types of projects were obligated and/or awarded in FFY 2014 between road projects (roads, bicycle, and pedestrian) and transit projects.

- The expansion and reconstruction of the Elgin O'Hare Expressway I-390 from I-290/IL 53 to O'Hare Ring Rd spent \$349,854,455 in FFY 2014. This is 30 percent of all FFY 2014 Road project expansion expenditures.
- The Jane Byrne/Circle Interchange expended \$151,783,638 in FFY 2014. Although this is mainly a maintenance project, all of the funding is classified as expansion because of some minor expansion elements of the project. This indicates how project classification hierarchy can affect the summary data.
- Just over \$1.6 billion in expansion road projects were accomplished in FFY 2014. Bicycle or pedestrian projects accounted for just under 0.1 percent and Highway projects 97 percent of all expansion projects.

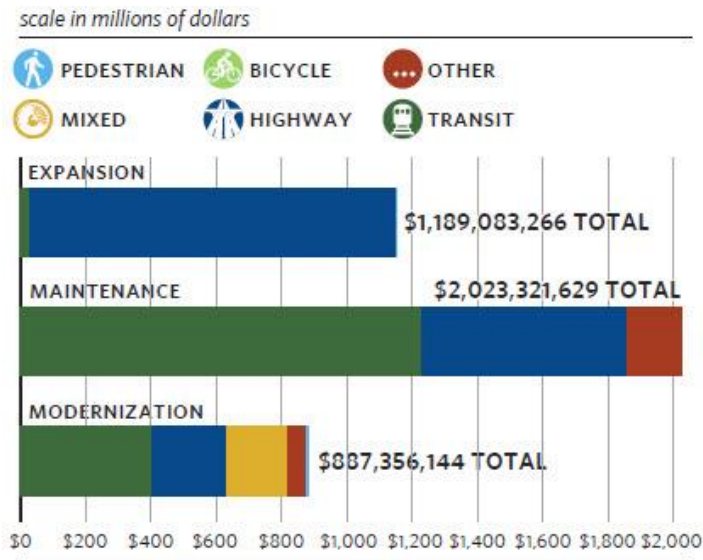
**Figure 7. FFY14 Obligations and Awards by Project Category for Road, Bicycle, and Pedestrian Projects**



Source: Chicago Metropolitan Agency for Planning. For more information, see Appendix 1.



**Figure 8. FFY14 project type by maintenance modernization, and expansion.**

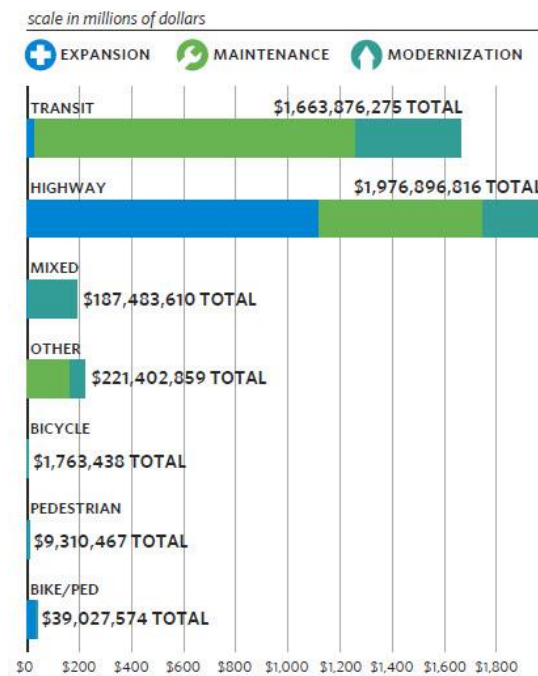


Source: Chicago Metropolitan Agency for Planning. For more information, see Appendix I.

- Transit expenditures were used mainly on maintenance.
- Road expenditures included a considerably higher percentage of funds used on expansion projects. However, expansion projects tend to have higher costs compared to maintenance or modernization projects.
- Other projects include those that are not easily categorized, such as overhauling a locomotive or a new transportation operations center.
- Mixed projects include projects with multi modal elements such as highway and bicycle facilities.

- Nearly all of the transit projects were categorized as either maintenance or modernization.
- Almost all (over 99 percent) of all mixed projects were classified as modernization projects.
- Fifty-seven percent of all road projects were categorized as expansion.

**Figure 9. FFY14 maintenance, modernization, and expansion by project type.**

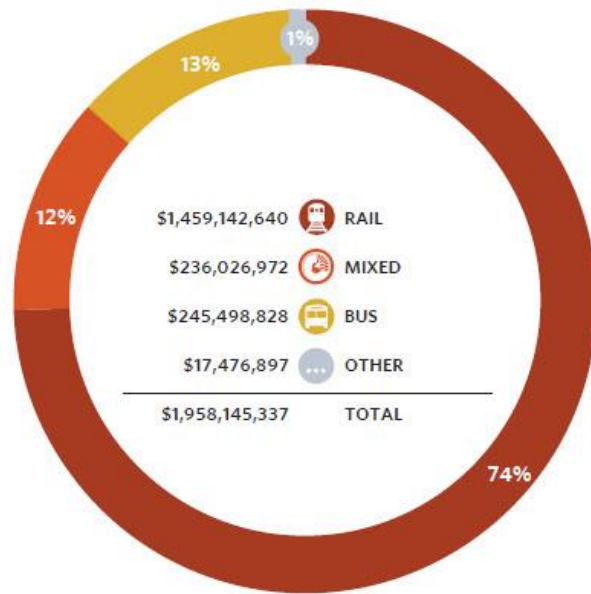


Source: Chicago Metropolitan Agency for Planning. For more information, see Appendix I.



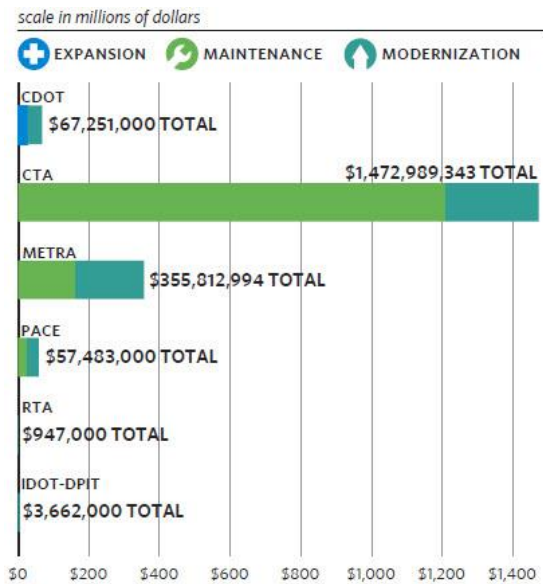
- CTA, CDOT, RTA, and Pace had capital expenditures for buses and bus routes:
  - CTA: \$157,096,828
  - CDOT: \$27,978,000
  - RTA: \$947,000
  - Pace: \$55,815,000
- CTA, CDOT, and Metra had capital expenditures for rail:
  - CTA : \$1,064,056,646
  - CDOT: \$39,273,000
  - Metra: \$355,812,994

**Figure 10. FFY14 transit agency obligations and awards by mode.**



Source: Chicago Metropolitan Agency for Planning. For more information, see Appendix I.

**Figure 11. FFY14 Transit Agency Expenditures by Project Category.**



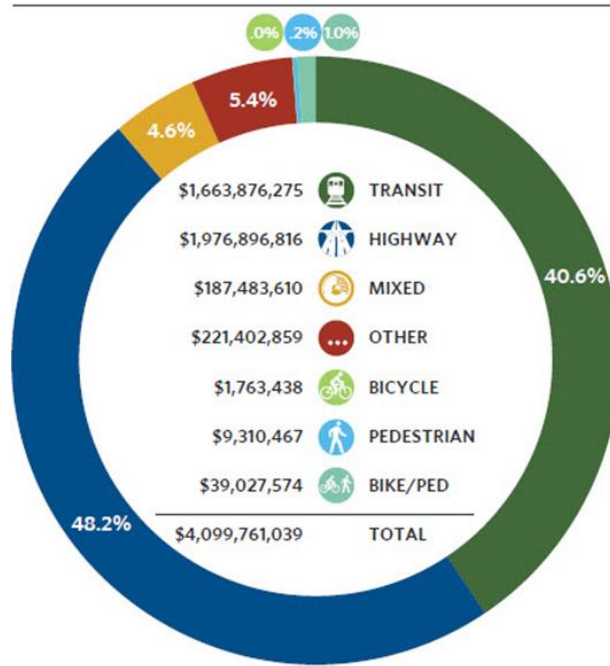
Source: Chicago Metropolitan Agency for Planning. For more information, see Appendix I.

- CTA’s largest modernization project, rail improvements on the Blue Line from Grand to O’Hare, accounted for \$128 million in modernization expenditures.
- The CTA spent over \$139 million repaying bonds that were used for prior year capital purchases.
- Metra’s largest expenditures were modernization projects involving the installation of positive train control (PTC) on the Milwaukee District West, Rock Island District, and Electric District lines.
- Pace’s largest expenditure, \$19 million, was spent replacing busses.



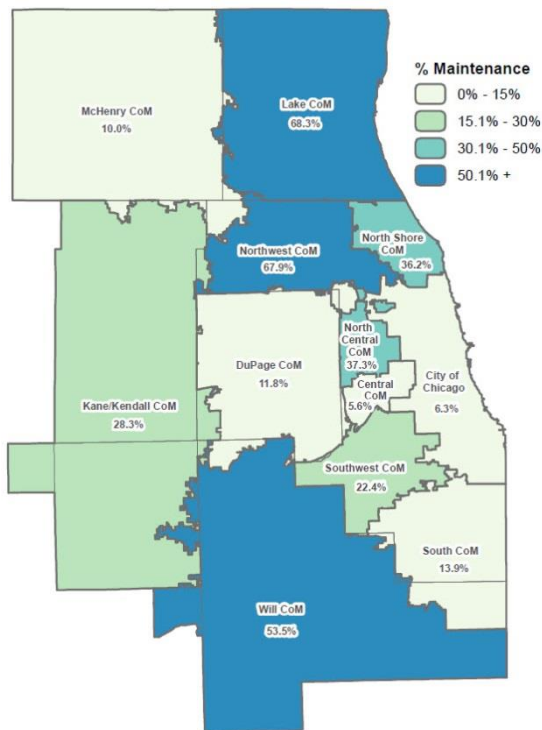
- Transit projects accounted for about 40 percent of all project types.
- The highway category includes projects on interstates, highways, roads, streets, and bridges and accounted for just over 48 percent of all project types.
- Mixed projects, which accounted for about 5 percent of all project types, have elements of more than one project type. For example, a project involving street resurfacing and making improvements to sidewalks would be classified as mixed since it has both highway and pedestrian components.

**Figure 12. FFY14 obligations and awards by project type.**



Source: Chicago Metropolitan Agency for Planning. For more information, see Appendix I.

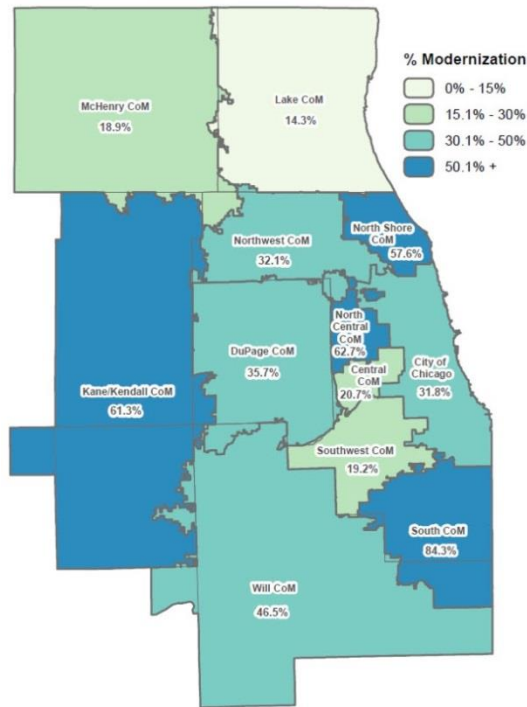
**Figure 13. Maintenance Awards and Obligations**



- The map to the right displays the percentage of road construction expenditures in each Council used for maintenance projects.
- In three Councils of Mayors, the majority of all road construction expenditures were on maintenance projects.
- The Central Council of Mayors had just over 5 percent expended on maintenance projects and the City of Chicago had just over 6 percent.



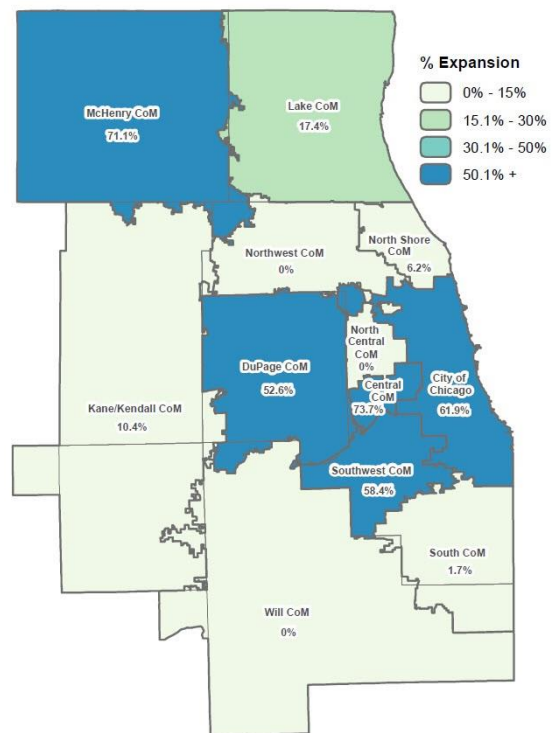
**Figure 14. Modernization Awards and Obligations**



- The map to the left displays the percentage of road construction expenditures in each Council used for modernization projects.
- Four Councils of Mayors used the majority of their road construction funding on modernization projects.
- The Will Council of Mayors had just over 18 percent expended on modernization projects.

- The map to the right displays the percentage of road construction expenditures in each Council used for expansion projects.
- In five Councils of Mayors, the majority of all road construction expenditures were on expansion projects.
- The North Central Council of Mayors had zero percent expended on expansion projects.

**Figure 15. Expansion Awards and Obligations**



# FFY 2014 Obligations and Awards

## Project Listings

### Federally Funded Road Projects

#### *(Interstates, Highways, Streets, Bridges, Bicycle, Pedestrian, etc.)*

The following is a list of FFY 2014 expenditures by phase for road projects that are considered part of a “federalized project.” Road projects include interstates, highways, arterial streets, local streets, bridges, bicycle and pedestrian projects, intersection improvements, etc. In sum, a road project is a non-transit project. A “federalized project” is a project that uses federal transportation funds to pay for some portion of the project cost. The vast majority of project phases shown in this section reflect expenditures using federal funds. Projects that are shown with non-federal fund expenditures had other phases that used federal funds and are thus considered to be federal projects. The descriptions that are shown are consistent with those in the [TIP](#). Federal funding tends to be dedicated to larger projects, including modernization projects and new facilities; smaller maintenance projects tend to be funded from local sources. Because of the focus on federal funding and regionally-significant projects, the data in this list reflects something of an expansion bias. Additionally, while a project may have components associated with a variety of project categories, each project is assigned to only one project category. The assignments are based on a hierarchy; any project with an expansion component is assigned to expansion. If a project has no expansion, but has both modernization and maintenance components, it is assigned to modernization. The majority of projects have multiple components and the hierarchy adds to the expansion bias.

Project phases are sorted by TIP ID (see [Appendix 3](#)). Because the TIP ID corresponds to Council of Mayors boundaries, projects are grouped geographically. As in the TIP, each phase or fund source is shown as a separate line item. As an example, if a project has a construction phase that is being funded by local Surface Transportation Program (STP-L) funds and Congestion Mitigation and Air Quality Improvement (CMAQ) funds, the project phase will be listed twice in the report, once for each fund source. The same is true when there are multiple project phases. For example, if a project includes both construction and right of way (ROW), each phase will be listed separately in the report.





**Table 1. FFY14 Federally Funded Project Phases**

TIP ID	State or Local	Municipality or County	Location	Project Limits	Phase	Work	Fund Source	Federal Funds (by Phase)	Matching Funds (by Phase)	State/Local Funds (non-matching) (by Phase)	Total Project Funding (by Phase)	Obligation Type (New or Changed)	Project Classification	Project Type
<a href="#">01-00-0036</a>	Local	Chicago	Burnham Greenway	120th St. to Brainard Ave.	CE	Construction Engineering	STP-E	61,118	15,280	0	76,397	New Project	Modernization	Bike/Pedestrian
<a href="#">01-00-0036</a>	Local	Chicago	Grand IL Trail / Burnham Greenway	William Powers Conservation Area and Brainard Ave.	CE	Construction Engineering	STP-E	72,640	18,160	0	90,800	New Project	Modernization	Bike/Pedestrian
<a href="#">01-00-0036</a>	Local	Chicago	Grand IL Trail / Burnham Greenway	William Powers Conservation Area and Brainard Ave.	C	Bicycle Facility	STP-E	653,760	163,440	0	817,200	New Project	Modernization	Bike/Pedestrian
<a href="#">01-00-0059</a>	Local	Chicago	Wacker Dr. (River Walk)	State St. to LaSalle St.	EII	Phase II Engineering	HPP	82,125	20,531	0	102,656	New Project	Modernization	Mixed
<a href="#">01-00-0059</a>	Local	Chicago	Wacker Dr. (River Walk)	State St. to LaSalle St.	EII	Phase II Engineering	HPP	1,578	395	0	1,973	New Project	Modernization	Mixed
<a href="#">01-00-0059</a>	Local	Chicago	Wacker Dr. (River Walk)	State St. to LaSalle St.	EII	Phase II Engineering	HPP	349,827	87,457	0	437,283	New Project	Modernization	Mixed
<a href="#">01-01-0009</a>	Local	Chicago	Lakefront Bicycle Trail #2	over Chicago River	EII	Phase II Engineering	CMAQ	409,600	102,400	0	512,000	New Project	Expansion	Bike/Pedestrian
<a href="#">01-01-0009</a>	Local	Chicago	Lakefront Bicycle Trail #3	over Chicago River	EII	Phase II Engineering	STP-L	870,400	217,600	0	1,088,000	New Project	Expansion	Bike/Pedestrian
<a href="#">01-02-0020</a>	Local	Chicago	Burley Ave.	106th St. to 126th Pl.	EI	Preliminary Engineering	STP-L	152,955	38,239	0	191,194	Project Change	Expansion	Highway
<a href="#">01-05-0002</a>	Local	Chicago	41st St.	at Lakefront Bike Trail	EII	Phase II Engineering	CMAQ	1,145,000	286,250	0	1,431,250	New Project	Expansion	Bike/Pedestrian
<a href="#">01-05-0002</a>	Local	Chicago	41st St.	at Lake Shore Dr.	EII	Phase II Engineering	STP-L	244,476	61,119	1,000	306,595	New Project	Expansion	Bike/Pedestrian



TIP ID	State or Local	Municipality or County	Location	Project Limits	Phase	Work	Fund Source	Federal Funds (by Phase)	Matching Funds (by Phase)	State/ Local Funds (non-matching) (by Phase)	Total Project Funding (by Phase)	Obligation Type (New or Changed)	Project Classification	Project Type
<a href="#">01-05-0011</a>	State	Chicago	BNSF (WA4)	California Ave. to Western Ave., and 21st St. to 35th St.	C	New Track, Rehabilitate 6 bridges.	NRS	10,884,338	2,721,084	8,163,253	21,768,675	New Project	Modernization	Other
<a href="#">01-06-0002</a>	Local	Chicago	43rd St.	CN/Metra Electric Tracks to Lake Shore Dr.	EII	Phase II Engineering	HPP	82,125	20,531	0	102,656	New Project	Expansion	Bike/Pedestrian
<a href="#">01-06-0002</a>	Local	Chicago	43rd St.	CN/Metra Electric Tracks to Lake Shore Dr.	EII	Phase II Engineering	CMAQ	687,823	171,956	0	859,779	New Project	Expansion	Bike/Pedestrian
<a href="#">01-06-0002</a>	Local	Chicago	43rd St.	CN/Metra Electric Tracks to Lake Shore Dr.	EII	Phase II Engineering	HPP	48,048	12,012	0	60,060	New Project	Expansion	Bike/Pedestrian
<a href="#">01-06-0002</a>	Local	Chicago	43rd St.	CN/Metra Electric Tracks to Lake Shore Dr.	EII	Phase II Engineering	HPP	349,827	87,457	0	437,284	New Project	Expansion	Bike/Pedestrian
<a href="#">01-06-0002</a>	Local	Chicago	43rd St.	CN/Metra Electric Tracks to Lake Shore Dr.	EII	Phase II Engineering	HPP	82,125	20,531	0	102,656	New Project	Expansion	Bike/Pedestrian
<a href="#">01-06-0040</a>	Local	Chicago	West Ridge Nature Preserve	Chicago	CE	Construction Engineering	HPP	320,000	80,000	0	400,000	New Project	Expansion	Bike/Pedestrian
<a href="#">01-06-0040</a>	Local	Chicago	West Ridge Nature Preserve	Chicago	C	New Trail	HPP	2,480,900	619,100	0	3,100,000	New Project	Expansion	Bike/Pedestrian



TIP ID	State or Local	Municipality or County	Location	Project Limits	Phase	Work	Fund Source	Federal Funds (by Phase)	Matching Funds (by Phase)	State/ Local Funds (non-matching) (by Phase)	Total Project Funding (by Phase)	Obligation Type (New or Changed)	Project Classification	Project Type
<a href="#">01-06-0055</a>	Local	Chicago	Columbus Ave.	at BRC Rail Road Tracks	EI	Preliminary Engineering	STP-L	600,000	150,000	901,400	1,651,400	New Project	Modernization	Highway
<a href="#">01-07-0013</a>	Local	Chicago	Montrose Ave.	at North Lake Shore Dr.	EII	Phase II Engineering	STP-L	796,015	199,004	0	995,019	New Project	Maintenance	Highway
<a href="#">01-08-0001</a>	Local	Chicago	North Branch Bicycle Trail Extension	Devon Ave. to Foster	EII	Phase II Engineering	CMAQ	230,290	57,573	0	287,862	New Project	Expansion	Bike/Pedestrian
<a href="#">01-08-0026</a>	Local	Chicago	Fullerton Ave.	Ashland to Racine	CE	Construction Engineering	STP-E	105,900	26,475	181,000	313,375	New Project	Modernization	Pedestrian
<a href="#">01-08-0026</a>	Local	Chicago	Fullerton Ave.	Ashland to Racine	C	Sidewalks, curb/gutter, ADA ramps, etc.	STP-E	1,386,200	346,550	2,368,950	4,101,700	New Project	Modernization	Pedestrian
<a href="#">01-08-0026</a>	Local	Chicago	Fullerton Ave.	Ashland to Racine	CE	Construction Engineering	STP-L	57,300	14,325	0	71,625	New Project	Modernization	Pedestrian
<a href="#">01-08-0026</a>	Local	Chicago	Fullerton Ave.	Ashland to Racine	C	Sidewalks, curb/gutter, ADA ramps, etc.	STP-L	750,400	187,600	0	938,000	New Project	Modernization	Pedestrian
<a href="#">01-09-0002</a>	Local	Chicago	Weber Spur Trail	Devon Ave. to Bryn Mawr	EI	Preliminary Engineering	CMAQ	2,661,614	665,404	0	3,327,017	New Project	Expansion	Bike/Pedestrian
<a href="#">01-09-0034</a>	State	Chicago	I-55 (Stevenson Expressway)	Willow Springs Rd. to Kedzie Ave.	C	Shoulder improvements	CMAQ	15,008	1,669	0	16,677	Project Change	Modernization	Highway
<a href="#">01-09-0047</a>	Local	Chicago	Lincoln/Belmont/Ashland	Belmont to Wellington Ave.	EI	Preliminary Engineering	HPP	614,389	153,597	0	767,986	Project Change	Modernization	Mixed
<a href="#">01-09-0059</a>	Local	Chicago	Various	City of Chicago	EI	Preliminary Engineering	SRTS	97,500	0	0	97,500	New Project	Modernization	Mixed



TIP ID	State or Local	Municipality or County	Location	Project Limits	Phase	Work	Fund Source	Federal Funds (by Phase)	Matching Funds (by Phase)	State/ Local Funds (non-matching) (by Phase)	Total Project Funding (by Phase)	Obligation Type (New or Changed)	Project Classification	Project Type
<a href="#">01-12-0019</a>	State	Chicago	Circle Interchange	I-90/I-94/I-290	CE	Construction Engineering	NHPP	3,828,010	425,334	0	4,253,344	New Project	Expansion	Highway
<a href="#">01-12-0019</a>	State	Chicago	Circle Interchange	I-90/I-94/I-290	C	Bridge Replacement	NHPP	38,280,100	4,255,966	23,594	42,559,660	New Project	Expansion	Highway
<a href="#">01-12-0019</a>	State	Chicago	Circle Interchange	To I-290	CE	Construction Engineering	NHPP	4,780,350	531,150	0	5,311,500	New Project	Expansion	Highway
<a href="#">01-12-0019</a>	State	Chicago	Circle Interchange	To I-290	C	New Flyover Ramp	NHPP	47,800,350	5,311,500	3,150	53,115,000	New Project	Expansion	Highway
<a href="#">01-12-0019</a>	State	Chicago	Circle Interchange	Peoria St. Bridge	CE	Construction Engineering	NHPP	2,108,338	234,260	0	2,342,598	New Project	Expansion	Highway
<a href="#">01-12-0019</a>	State	Chicago	Circle Interchange	Peoria St.	C	Bridge Replacement, Roadway construction, Add Lanes	NHPP	21,083,378	2,342,698	900	23,426,975	New Project	Expansion	Highway
<a href="#">01-12-0019</a>	State	Chicago	Circle Interchange	Circle Interchange	C	Installation of CCTV cameras, towers, cable and other related work.	NHPP	634,291	70,614	1,232	706,137	New Project	Expansion	Highway
<a href="#">01-12-0019</a>	State	Chicago	Circle Interchange	At Harrison St.	CE	Construction Engineering	NHPP	819,000	91,000	0	910,000	New Project	Expansion	Highway
<a href="#">01-12-0019</a>	State	Chicago	Circle Interchange	At Harrison St.	C	Removal and replacement of interchange structure, retaining walls, and underpass.	NHPP	7,368,300	819,000	2,700	8,190,000	New Project	Expansion	Highway



TIP ID	State or Local	Municipality or County	Location	Project Limits	Phase	Work	Fund Source	Federal Funds (by Phase)	Matching Funds (by Phase)	State/ Local Funds (non-matching) (by Phase)	Total Project Funding (by Phase)	Obligation Type (New or Changed)	Project Classification	Project Type
<a href="#">01-12-0019</a>	State	Chicago	Circle Interchange	Circle Interchange	CE	Construction Engineering	NHPP	63,429	7,048	0	70,477	New Project	Expansion	Highway
<a href="#">01-12-0029</a>	Local	Chicago	Barton Elementary	Barton Elementary	IMP	Parent/Student patrol program.	SRTS	99,200	0	0	99,200	New Project	Modernization	Other
<a href="#">01-13-0019</a>	Local	Chicago	Pin & Link Expansion Joints	Chicago	CE	Construction Engineering	STP-L	560,000	140,000	0	700,000	New Project	Maintenance	Highway
<a href="#">01-13-0019</a>	Local	Chicago	Pin & Link Expansion Joints	Chicago	C	Bridge Rehabilitation	STP-L	5,040,000	1,260,000	0	6,300,000	New Project	Maintenance	Highway
<a href="#">01-13-0021</a>	Local	Chicago	North Shore Channel Trail	Hood Ave.	EI	Preliminary Engineering	STP-E	150,800	37,700	0	188,500	New Project	Expansion	Bike/Pedestrian
<a href="#">01-13-0021</a>	Local	Chicago	North Shore Channel Trail	Hood Ave.	EI	Preliminary Engineering	STP-L	35,610	8,903	0	44,512	New Project	Expansion	Bike/Pedestrian
<a href="#">01-94-0045</a>	Local	Chicago	Various	Chicago	EI	Preliminary Engineering	CMAQ	387,845	96,961	0	484,806	New Project	Modernization	Bicycle
<a href="#">01-94-0089</a>	State	Chicago	Oriole Ave.	Over I-90	C	Bridge Reconstruction	I-M	355,419	39,491	0	394,910	Project Change	Modernization	Mixed
<a href="#">01-94-0092</a>	Local	Chicago	Chicago	Chicago	EI	Phase I & 2 for the preliminary engineering of streets for cycling phase IV #3.	CMAQ	503,969	125,992	0	629,961	New Project	Expansion	Bike/Pedestrian
<a href="#">01-94-0092</a>	Local	Chicago	Chicago	Chicago	EI	Phase I & 2 for the preliminary engineering of streets for cycling phase IV #2.	CMAQ	1,416,000	354,000	0	1,770,000	New Project	Expansion	Bike/Pedestrian



TIP ID	State or Local	Municipality or County	Location	Project Limits	Phase	Work	Fund Source	Federal Funds (by Phase)	Matching Funds (by Phase)	State/ Local Funds (non-matching) (by Phase)	Total Project Funding (by Phase)	Obligation Type (New or Changed)	Project Classification	Project Type
<a href="#">01-94-0092</a>	Local	Chicago	Chicago	Chicago	EI	Phase I & II preliminary engineering of Streets for Cycling Phase IV #1.	CMAQ	1,517,040	379,260	0	1,896,300	New Project	Expansion	Bike/Pedestrian
<a href="#">01-98-0017</a>	Local	Chicago	Various Bridges	Bridge painting (Project #3)	CE	Construction Engineering	STP-L	120,000	30,000	0	150,000	New Project	Maintenance	Highway
<a href="#">01-98-0017</a>	Local	Chicago	Various Bridges	Bridge painting (Project #3)	C	Resurfacing	STP-L	1,064,000	266,000	0	1,330,000	New Project	Maintenance	Highway
<a href="#">01-98-0017</a>	Local	Chicago	Various Bridges	Bridge painting (Project #4)	CE	Construction Engineering	STP-L	120,000	30,000	0	150,000	New Project	Maintenance	Highway
<a href="#">01-98-0017</a>	Local	Chicago	Various Bridges	Bridge painting (Project #4)	C	Resurfacing	STP-L	1,068,000	267,000	0	1,335,000	New Project	Maintenance	Highway
<a href="#">01-98-0019</a>	Local	Chicago	Irving Park Rd.	Over North Branch of Chicago River.	EI	Preliminary Engineering	STP-L	636,019	159,005	0	795,024	New Project	Modernization	Highway
<a href="#">01-98-0038</a>	Local	Chicago	North Area	Arterial Streets (ADA ramps) Project #55 and #59	EII	Phase II Engineering	STP-L	627,894	156,974	0	784,867	New Project	Modernization	Mixed
<a href="#">01-98-0038</a>	Local	Chicago	Central Area	Arterial Streets (ADA ramps) Project #56 and #60	EII	Phase II Engineering	STP-L	653,854	163,464	0	817,318	New Project	Modernization	Mixed
<a href="#">01-98-0038</a>	Local	Chicago	South Area	Arterial Streets (ADA ramps)	EII	Phase II Engineering	STP-L	799,256	199,814	0	999,070	New Project	Modernization	Mixed



TIP ID	State or Local	Municipality or County	Location	Project Limits	Phase	Work	Fund Source	Federal Funds (by Phase)	Matching Funds (by Phase)	State/ Local Funds (non-matching) (by Phase)	Total Project Funding (by Phase)	Obligation Type (New or Changed)	Project Classification	Project Type
				Project #57 and #61										
<a href="#">01-98-0038</a>	Local	Chicago	Far South Area	Arterial Streets (ADA ramps) Project #58 and #62	EII	Phase II Engineering	STP-L	527,497	131,874	0	659,371	New Project	Modernization	Mixed
<a href="#">01-98-0038</a>	Local	Chicago	North Area	Project #63 (Arterial RS)	CE	Construction Engineering	STP-L	904,000	226,000	0	1,130,000	New Project	Modernization	Mixed
<a href="#">01-98-0038</a>	Local	Chicago	North Area	Project #63 (Arterial RS)	C	Resurfacing	STP-L	7,400,000	1,850,000	0	9,250,000	New Project	Modernization	Mixed
<a href="#">01-98-0038</a>	Local	Chicago	Central Area	Project #64 (Arterial RS)	CE	Construction Engineering	STP-L	984,000	246,000	0	1,230,000	New Project	Modernization	Mixed
<a href="#">01-98-0038</a>	Local	Chicago	Central Area	Project #64 (Arterial RS)	C	Resurfacing	STP-L	8,080,000	2,020,000	0	10,100,000	New Project	Modernization	Mixed
<a href="#">01-98-0038</a>	Local	Chicago	South	Project #65 (Arterial RS)	CE	Construction Engineering	STP-L	1,104,000	276,000	0	1,380,000	New Project	Modernization	Mixed
<a href="#">01-98-0038</a>	Local	Chicago	South	Project #65 (Arterial RS)	C	Resurfacing	STP-L	9,120,000	2,280,000	0	11,400,000	New Project	Modernization	Mixed
<a href="#">01-98-0038</a>	Local	Chicago	Far South	Project #66 (Arterial RS)	CE	Construction Engineering	STP-L	984,000	246,000	0	1,230,000	New Project	Modernization	Mixed
<a href="#">01-98-0038</a>	Local	Chicago	Far South	Project #66 (Arterial RS)	C	Resurfacing	STP-L	8,080,000	2,020,000	0	10,100,000	New Project	Modernization	Mixed
<a href="#">02-00-0103</a>	Local	Skokie	Skokie Blvd.	At Old Orchard Rd.	C	Intersection reconstruction	STP-L	186,215	46,554	0	232,769	Project Change	Modernization	Highway
<a href="#">02-01-0117</a>	Local	Morton Grove	Austin Ave.	Church St. to Oakton St.	C	Resurfacing	STP-L	47,110	11,778	0	58,888	Project Change	Maintenance	Highway



TIP ID	State or Local	Municipality or County	Location	Project Limits	Phase	Work	Fund Source	Federal Funds (by Phase)	Matching Funds (by Phase)	State/ Local Funds (non-matching) (by Phase)	Total Project Funding (by Phase)	Obligation Type (New or Changed)	Project Classification	Project Type
<a href="#">02-06-0026</a>	Local	Glenview	West Lake Ave.	Sunset Ridge Rd. To Village Limits	CE	Construction Engineering	STP-L	167,671	41,918	29,942	239,531	New Project	Modernization	Highway
<a href="#">02-06-0026</a>	Local	Glenview	West Lake Ave.	Scott Ave. To Tower Rd.	C	Intersection Improvement	STP-L	1,664,695	416,174	303,033	2,383,902	New Project	Modernization	Highway
<a href="#">02-06-0026</a>	Local	Glenview	West Lake Ave.	East of Des Plaines River to Culligan Pkwy. (Allstate Entrance)	CE	Construction Engineering	STP-E	211,178	52,795	0	263,973	New Project	Modernization	Highway
<a href="#">02-06-0026</a>	Local	Glenview	West Lake Ave.	Ill 21 (Milwaukee Ave.) to N of Hintz Rd.	C	New Multi-use path	STP-E	675,443	168,861	0	844,304	New Project	Modernization	Highway
<a href="#">02-07-0011</a>	Local	Northbrook	Happ Rd.	IL 21 (Milwaukee Ave.) to North of Hintz Rd.	C	Resurfacing	STP-L	151,248	37,812	27,008	216,068	New Project	Maintenance	Highway
<a href="#">02-08-0005</a>	Local	Evanston	Sheridan Rd.	Isabella Ave. to South Blvd.	C	Traffic signal modernization	CMAQ	63,371	15,843	28,698	107,912	Project Change	Modernization	Highway
<a href="#">02-09-0027</a>	State	Cook County	IL 68	North Branch Chicago River	CE	Construction Engineering	NHPP	17,163	4,291	0	21,454	New Project	Modernization	Highway
<a href="#">02-09-0027</a>	State	Cook County	IL 68	Neva Ave. to Monroe St.	C	New Traffic Signals	NHPP	114,422	28,606	0	143,028	New Project	Modernization	Highway
<a href="#">02-10-0001</a>	Local	Lincolnwood	Along UPP RR Tracks	Over Buffalo Creek	ROW	Right of Way Acquisition	CMAQ	1,600,000	400,000	0	2,000,000	New Project	Expansion	Bike/Pedestrian





TIP ID	State or Local	Municipality or County	Location	Project Limits	Phase	Work	Fund Source	Federal Funds (by Phase)	Matching Funds (by Phase)	State/ Local Funds (non-matching) (by Phase)	Total Project Funding (by Phase)	Obligation Type (New or Changed)	Project Classification	Project Type
<a href="#">02-10-0015</a>	Local	Evanston	Grosse Point Lighthouse	Over Buffalo Creek	C	Repair and Renovate Lighthouse	STP-E	36,420	9,105	0	45,525	Project Change	Modernization	Other
<a href="#">02-11-0012</a>	Local	Glenview	Willow Rd.	Over Buffalo Creek	C	Pedestrian Facility	STP-E	5,835	1,459	0	7,294	Project Change	Expansion	Pedestrian
<a href="#">02-12-0002</a>	Local	Skokie	Skokie Valley Trail	Des Plaines River	C	Bicycle Facility	CMAQ	795,600	198,900	0	994,500	New Project	Modernization	Bicycle
<a href="#">02-12-0003</a>	Local	Lincolnwood	Touhy Ave.	St. Charles Rd. to Lake St.	EI	Preliminary Engineering	CMAQ	135,357	33,839	0	169,197	New Project	Expansion	Bike/Pedestrian
<a href="#">02-12-0004</a>	Local	Skokie	Old Orchard Rd.	Skokie Blvd. to Gross Point Rd.	ROW	Right of Way Acquisition	CMAQ	33,000	33,000	0	66,000	New Project	Modernization	Bike/Pedestrian
<a href="#">02-12-0006</a>	Local	Evanston	Dempster St.	Fowler Ave. to Ridge Ave.	EII	Phase II Engineering	CMAQ	51,000	12,750	4,372	68,122	New Project	Modernization	Highway
<a href="#">02-12-0014</a>	Local	Skokie	Main St.	Lincoln Ave. to US 41 (Skokie Blvd.)	C	Resurfacing	STP-L	386,258	96,565	68,975	551,797	New Project	Maintenance	Highway
<a href="#">02-12-0015</a>	Local	Evanston	Various	Evanston	C	Safety Improvements	SRTS	249,862	0	0	249,862	New Project	Modernization	Pedestrian
<a href="#">02-12-0020</a>	Local	Lincolnwood	Central Ave.	At Pratt Ave.	CE	Construction Engineering	STP-L	52,000	13,000	0	65,000	New Project	Expansion	Highway
<a href="#">02-12-0020</a>	Local	Lincolnwood	Central Ave.	At Pratt Ave.	C	Intersection Improvement	STP-L	540,000	135,000	0	675,000	New Project	Expansion	Highway
<a href="#">02-12-0021</a>	Local	Evanston/ Skokie	Dawes Elementary	Cottage Grove Rd. to Mark Collins Dr.	IMP	Initiate a walking/biking mileage club or other contest, Promote events and programs to encourage walking and	SRTS	98,550	0	650	99,200	New Project	Modernization	Bike/Pedestrian



TIP ID	State or Local	Municipality or County	Location	Project Limits	Phase	Work	Fund Source	Federal Funds (by Phase)	Matching Funds (by Phase)	State/ Local Funds (non-matching) (by Phase)	Total Project Funding (by Phase)	Obligation Type (New or Changed)	Project Classification	Project Type
						bicycling, Teach pedestrian and bicycle safety skills to students and parents.								
<a href="#">02-99-0103</a>	Local	Skokie	Church St.	Over I-294 (Tri-State Tollway)	CE	Construction Engineering	STP-L	59,911	14,978	10,699	85,588	New Project	Modernization	Highway
<a href="#">02-99-0103</a>	Local	Skokie	Church St.	At Ashland Ave. (Pump Station #14)	C	Reconstruction	STP-L	678,549	169,637	126,715	974,901	New Project	Modernization	Highway
<a href="#">03-00-0108</a>	Local	Schaumburg	Schaumburg Rd.	Ferson Creek	C	Intersection reconstruction	STP-L	2,142,686	535,672	0	2,678,358	Project Change	Modernization	Highway
<a href="#">03-03-0103</a>	Local	Palatine	Palatine Rd.	IL 64 to Kirk Rd.	C	Reconstruction, pavement widening, traffic signal modernization	CMAQ	30,212	7,553	0	37,765	Project Change	Modernization	Highway
<a href="#">03-06-0007</a>	Local	Elk Grove	Devon Ave.	Russell Rd. to Sunset Ave.	C	Reconstruction, widening, resurfacing	STP-L	51,359	12,840	0	64,199	Project Change	Modernization	Highway
<a href="#">03-08-0002</a>	Local	Des Plaines	Central Rd.	Wolf Rd. to East River Rd.	EII	Phase II Engineering	CMAQ	45,574	11,393	0	56,967	New Project	Modernization	Bicycle
<a href="#">03-08-0004</a>	Local	Arlington Heights	Commuter Dr.	Rohlwing Rd. to Arlington Park Metra Station	ROW	Right of Way Acquisition	CMAQ	195,200	48,800	0	244,000	Project Change	Modernization	Highway
<a href="#">03-08-0029</a>	Local	Hanover Park	NGPL Bike path	Petite Lake Rd. to IL 120	C	Off Street bike path	STP-L	9,603	2,401	0	12,004	Project Change	Modernization	Bicycle



TIP ID	State or Local	Municipality or County	Location	Project Limits	Phase	Work	Fund Source	Federal Funds (by Phase)	Matching Funds (by Phase)	State/ Local Funds (non-matching) (by Phase)	Total Project Funding (by Phase)	Obligation Type (New or Changed)	Project Classification	Project Type
<a href="#">03-09-0010</a>	State	Cook County	IL 59	At US 20	C	New Traffic Signals	CMAQ	10,903	2,725	0	13,628	Project Change	Modernization	Highway
<a href="#">09-09-0014</a>	State	Streamwood	US 20	Oak Ave. to Park Ave.	CE	Construction Engineering	HSIP	230,821	26,646	8,993	266,460	Project Change	Modernization	Highway
<a href="#">09-09-0014</a>	State	Streamwood	US 20	Oak Ave. to Park Ave.	C	Widen Lanes and resurface	HSIP	1,396,306	186,786	284,768	1,867,860	Project Change	Modernization	Highway
<a href="#">03-09-0046</a>	State	Prospect Heights	Wolf Rd.	IL 83 to I-94 (Tri-State Tollway)	C	New Bridge Deck	STP-U	271,858	67,965	0	339,823	Project Change	Modernization	Highway
<a href="#">03-10-0020</a>	Local	Des Plaines	Rand Rd.	At IL 59 (NB)	EI	Preliminary Engineering	STP-E	7,930	1,983	0	9,912	New Project	Modernization	Other
<a href="#">03-10-0033</a>	State	Hanover Park	US 20	At Smith Rd.	ROW	Right of Way Acquisition	HSIP	90,000	10,000	0	100,000	New Project	Modernization	Highway
<a href="#">03-10-0038</a>	Local	Hanover Park	Longmeadow Ln	West Lake Shore Dr. to Lucas Rd.	C	Bridge Replacement	BRR	85,012	21,253	0	106,265	Project Change	Modernization	Highway
<a href="#">03-10-0043</a>	Local	Des Plaines	US 14/US 45	At Perry St.	C	Widen road, traffic signal installation	STP-L	48,892	12,223	0	61,115	Project Change	Modernization	Highway
<a href="#">03-11-0013</a>	State	Arlington Heights	I-290/IL 53	Thorndale to US 12	C	Sign Replacements	HSIP	230,865	25,652	0	256,517	Project Change	Maintenance	Highway
<a href="#">03-11-0017</a>	State	Schaumburg	IL 62	At Meacham Rd.	CE	Construction Engineering	HSIP	123,235	13,730	339	137,304	New Project	Modernization	Highway
<a href="#">03-11-0017</a>	State	Schaumburg	IL 62	At Meacham Rd.	C	Traffic signal modernization, resurfacing	HSIP	821,565	92,136	7,659	921,360	New Project	Modernization	Highway
<a href="#">03-11-0021</a>	Local	Wheeling	Jeffery Ave.	Over Buffalo Creek	C	Bridge Replacement	BRR	815,064	203,766	0	1,018,830	New Project	Modernization	Highway
<a href="#">03-11-0021</a>	Local	Wheeling	Jeffery Ave.	Over Buffalo Creek	EII	Phase II Engineering	BRR	86,690	21,673	0	108,362	New Project	Maintenance	Highway
<a href="#">03-11-0021</a>	Local	Wheeling	Jeffery Ave.	Over Buffalo	CE	Construction Engineering	BRR	81,268	20,317	0	101,585	New Project	Maintenance	Highway



TIP ID	State or Local	Municipality or County	Location	Project Limits	Phase	Work	Fund Source	Federal Funds (by Phase)	Matching Funds (by Phase)	State/ Local Funds (non-matching) (by Phase)	Total Project Funding (by Phase)	Obligation Type (New or Changed)	Project Classification	Project Type
				Creek										
<a href="#">03-12-0001</a>	State	Hoffman Estates	IL 68	Metra Parking Lot	ROW	Right of Way Acquisition	CMAQ	6,000	1,500	500	8,000	New Project	Modernization	Highway
<a href="#">03-12-0002</a>	State	Bartlett	IL 59	Murphy Dr. to Taylor Rd.	ROW	Right of Way Acquisition	CMAQ	96,000	24,000	0	120,000	New Project	Modernization	Highway
<a href="#">03-12-0003</a>	State	South Barrington	IL 62	At Barrington Rd.	ROW	Right of Way Acquisition	CMAQ	80,000	20,000	0	100,000	New Project	Modernization	Highway
<a href="#">03-12-0005</a>	Local	Des Plaines	Ballard Rd.	Bender Rd. to Good Ave.	EI	Preliminary Engineering	CMAQ	30,905	7,726	0	38,632	New Project	Expansion	Bike/Pedestrian
<a href="#">03-12-0006</a>	State	Schaumburg	Barrington Rd.	At Bode Rd.	CE	Construction Engineering	CMAQ	66,270	16,568	0	82,838	New Project	Modernization	Highway
<a href="#">03-12-0006</a>	State	Schaumburg	Barrington Rd.	At Bode Rd.	C	Intersection improvement	CMAQ	441,800	110,450	0	552,250	New Project	Modernization	Highway
<a href="#">03-12-0006</a>	State	Schaumburg	Barrington Rd.	At Bode Rd.	ROW	Right of Way Acquisition	CMAQ	64,000	16,000	0	80,000	New Project	Modernization	Highway
<a href="#">03-12-0008</a>	State	Arlington Heights	IL 68 (Dundee Rd.)	At Kennicott Ave.	ROW	Right of Way Acquisition	CMAQ	120,000	30,000	0	150,000	New Project	Modernization	Highway
<a href="#">03-12-0014</a>	Local	Wheeling	IL 68 (Dundee Rd.)	At McHenry Rd. / Wheeling Rd.	ROW	Right of Way Acquisition	CMAQ	160,000	40,000	0	200,000	New Project	Modernization	Highway
<a href="#">03-12-0024</a>	State	Barrington Hills	IL 68	Prairie Lakes Rd. to IL 62	CE	Construction Engineering	NHPP	605,070	67,230	0	672,300	New Project	Modernization	Highway
<a href="#">03-12-0024</a>	State	Barrington Hills	IL 68	Prairie Lakes Rd. to IL 62	C	Resurfacing	NHPP	605,070	67,230	0	672,300	New Project	Modernization	Highway
<a href="#">03-12-0024</a>	State	Barrington Hills	IL 68	Prairie Lakes Rd. to IL 62	CE	Construction Engineering	HSIP	146,705	16,301	0	163,005	New Project	Modernization	Highway



TIP ID	State or Local	Municipality or County	Location	Project Limits	Phase	Work	Fund Source	Federal Funds (by Phase)	Matching Funds (by Phase)	State/Local Funds (non-matching) (by Phase)	Total Project Funding (by Phase)	Obligation Type (New or Changed)	Project Classification	Project Type
<a href="#">03-12-0024</a>	State	Barrington Hills	IL 68	Prairie Lakes Rd. to IL 62	C	Resurfacing	HSIP	1,467,048	163,245	2,161	1,632,454	New Project	Modernization	Highway
<a href="#">03-12-0028</a>	Local	Rolling Meadows	Salt Creek Trail	Kirchoff Rd. to New Pheasant Dr.	EII	Phase II Engineering	STP-E	21,280	6,784	0	28,064	New Project	Expansion	Bike/Pedestrian
<a href="#">03-13-0004</a>	Local	Barrington	Hart Rd.	Fld of Dreams to Lake Cook Rd.	EI	Preliminary Engineering	STP-E	52,000	13,000	9,203	74,203	New Project	Expansion	Bike/Pedestrian
<a href="#">03-13-0014</a>	Local	Rolling Meadows	Rohlwing Rd.	Industrial Ave. to Kirchoff Rd.	CE	Construction Engineering	STP-L	79,680	19,920	0	99,600	New Project	Maintenance	Highway
<a href="#">03-13-0014</a>	Local	Rolling Meadows	Rohlwing Rd.	Industrial Ave. to Kirchoff Rd.	C	Resurfacing	STP-L	1,120,000	280,000	0	1,400,000	New Project	Maintenance	Highway
<a href="#">03-14-0005</a>	Local	Rolling Meadows	Golf Rd. Transit Access Improvements	IL 53 to New Wilke Rd.	EII	Phase II Engineering	CMAQ	119,763	29,941	0	149,704	New Project	Modernization	Pedestrian
<a href="#">03-14-0011</a>	Local	Rolling Meadows	Barker Ave.	Over Salt Creek	EI	Preliminary Engineering	BRR	40,931	10,233	0	51,164	New Project	Modernization	Highway
<a href="#">03-96-0021</a>	State	Regional	I-390 (Elgin-O'Hare)	At I-290	ROW	Right of Way Acquisition	NRS	12,372,735	3,093,184	0	15,465,919	Project Change	Expansion	Highway
<a href="#">03-96-0021</a>	State	Regional	I-390 (Elgin-O'Hare)	At I-290	ROW	Right of Way Acquisition	NRS	2,035,970	508,993	0	2,544,963	Project Change	Expansion	Highway
<a href="#">03-96-0021</a>	State	Regional	I-390 (Elgin-O'Hare)	Itasca and Franklin Park	C	Building Demolition	NRS	360,934	90,234	0	451,168	New Project	Expansion	Highway
<a href="#">03-96-0021</a>	State	Regional	I-390 (Elgin-O'Hare)	Itasca and Franklin Park	CE	Construction Engineering	NRS	36,094	9,024	0	45,116	New Project	Expansion	Highway



TIP ID	State or Local	Municipality or County	Location	Project Limits	Phase	Work	Fund Source	Federal Funds (by Phase)	Matching Funds (by Phase)	State/ Local Funds (non-matching) (by Phase)	Total Project Funding (by Phase)	Obligation Type (New or Changed)	Project Classification	Project Type
<a href="#">04-06-0012</a>	State	Franklin Park	Fullerton Ave.	Over Silver Creek	C	Culvert Replacement	STP-U	58,902	14,726	0	73,628	Project Change	Modernization	Highway
<a href="#">04-06-0014</a>	State	Melrose Park	Lake St.	Over Addison Creek	C	Bridge Replacement	STP-U	171,814	42,954	0	214,768	Project Change	Modernization	Highway
<a href="#">04-06-0026</a>	Local	Hillside	US 12/20/45 (Mannheim Rd.) and I-290 bridge	Washington Blvd. to Roosevelt Rd.	C	Pedestrian Facility	STP-E	270,310	67,578	16,974	354,861	New Project	Modernization	Mixed
<a href="#">04-08-0004</a>	Local	Oak Park	Washington Blvd.	Home Ave. to Lombard Ave.	C	Traffic signal modernization	CMAQ	13,042	3,260	0	16,302	Project Change	Modernization	Highway
<a href="#">04-09-0006</a>	Local	North Riverside	25th St.	North Riverside Mall Rd. to Harlem Ave.	C	Curb and Gutter Replacement and Resurfacing	HPP	78,516	19,629	85,308	183,454	New Project	Maintenance	Highway
<a href="#">04-09-0006</a>	Local	North Riverside	25th St.	North Riverside Mall Rd. to Harlem Ave.	CE	Construction Engineering	HPP	55,942	13,986	0	69,928	New Project	Maintenance	Highway
<a href="#">04-09-0006</a>	Local	North Riverside	25th St.	North Riverside Mall Rd. to Harlem Ave.	C	Curb and Gutter Replacement and Resurfacing	HPP	193,196	48,299	102,701	344,196	New Project	Maintenance	Highway
<a href="#">04-09-0020</a>	Local	Northlake	North Ave.	I-294, I-290 Ramp access	EII	Phase II Engineering	STP-L	2,263,265	582,025	0	2,845,290	New Project	Modernization	Other
<a href="#">04-09-0026</a>	State	River Grove	IL 64 (North Ave.)	Over Des Plaines River	CE	Construction Engineering	NHPP	1,157,750	294,737	21,196	1,473,683	New Project	Modernization	Highway
<a href="#">04-09-0026</a>	State	River Grove	IL 64 (North Ave.)	Over Des Plaines River	C	Bridge Replacement	NHPP	7,718,334	1,965,510	143,704	9,827,548	New Project	Modernization	Highway



TIP ID	State or Local	Municipality or County	Location	Project Limits	Phase	Work	Fund Source	Federal Funds (by Phase)	Matching Funds (by Phase)	State/ Local Funds (non-matching) (by Phase)	Total Project Funding (by Phase)	Obligation Type (New or Changed)	Project Classification	Project Type
<a href="#">04-09-0043</a>	Local	Bellwood	Various	Village of Bellwood	CE	Construction Engineering	SRTS	18,920	0	0	18,920	New Project	Modernization	Pedestrian
<a href="#">04-09-0043</a>	Local	Bellwood	Various	Village of Bellwood	C	Sidewalk Improvements	SRTS	148,406	0	0	148,406	New Project	Modernization	Pedestrian
<a href="#">04-10-0001</a>	Local	Oak Park	Augusta St.	IL 43 (Harlem Ave.) to Austin Blvd.	C	Bicycle Lane pavement markings and signage	CMAQ	22,265	5,566	0	27,831	Project Change	Modernization	Bicycle
<a href="#">04-10-0026</a>	Local	Northlake	Wolf Rd.	At Fullerton Ave.	C	Intersection Improvement	STP-L	4,296	1,074	0	5,370	Project Change	Modernization	Highway
<a href="#">04-10-0034</a>	Local	North Riverside	DesPlaines Ave.	26th St. to Cermak Rd.	C	Resurfacing	STP-L	718,180	179,545	0	897,726	New Project	Maintenance	Highway
<a href="#">04-10-0034</a>	Local	North Riverside	DesPlaines Ave.	26th St. to Cermak Rd.	CE	Construction Engineering	STP-L	94,560	23,640	0	118,200	New Project	Maintenance	Highway
<a href="#">04-12-0005</a>	Local	Oak Park	North Blvd.	Marion St. to Forest Ave. Intermodal Station	EII	Phase II Engineering	CMAQ	39,996	9,999	0	49,995	New Project	Modernization	Bicycle
<a href="#">04-12-0010</a>	Local	Oak Park	Ridgeland Ave.	North Ave. to Roosevelt Rd.	CE	Construction Engineering	STP-L	120,000	30,000	0	150,000	New Project	Maintenance	Highway
<a href="#">04-12-0010</a>	Local	Oak Park	Ridgeland Ave.	North Ave. to Roosevelt Rd.	C	Resurfacing	STP-L	1,622,222	405,556	0	2,027,778	New Project	Maintenance	Highway
<a href="#">04-12-0017</a>	Local	Broadview	Roosevelt Rd.	23rd Ave. to 17th Ave.	C	Reconstruct outside parking lanes, remove sidewalks, replace curb and gutter.	STP-L	533,520	133,380	1,298,995	1,965,895	New Project	Maintenance	Highway



TIP ID	State or Local	Municipality or County	Location	Project Limits	Phase	Work	Fund Source	Federal Funds (by Phase)	Matching Funds (by Phase)	State/ Local Funds (non-matching) (by Phase)	Total Project Funding (by Phase)	Obligation Type (New or Changed)	Project Classification	Project Type
<a href="#">04-13-0003</a>	Local	Melrose Park	Cornell Ave.	Armitage Ave. to North Ave.	CE	Construction Engineering	STP-L	282,270	70,568	0	352,838	New Project	Modernization	Highway
<a href="#">04-13-0003</a>	Local	Melrose Park	Cornell Ave.	Armitage Ave. to North Ave.	C	Reconstruction	STP-L	1,902,241	475,560	391,960	2,769,761	New Project	Modernization	Highway
<a href="#">04-13-0006</a>	Local	Northlake	North Ave.	Railroad Ave. to Lavergne Ave.	CE	Construction Engineering	STP-L	12,000	3,000	0	15,000	New Project	Modernization	Pedestrian
<a href="#">04-13-0006</a>	Local	Northlake	North Ave.	Railroad Ave. to Lavergne Ave.	C	Sidewalk Improvements	STP-L	84,316	21,079	0	105,395	New Project	Modernization	Pedestrian
<a href="#">04-13-0011</a>	Local	Westchester	Enterprise Dr. and Constitution Dr.	Wolf Rd. to Cermak Rd.	CE	Construction Engineering	STP-L	68,000	17,000	0	85,000	New Project	Maintenance	Highway
<a href="#">04-13-0011</a>	Local	Westchester	Enterprise Dr. and Constitution Dr.	Wolf Rd. to Cermak Rd.	C	Resurfacing	STP-L	470,530	117,632	0	588,162	New Project	Maintenance	Highway
<a href="#">04-13-0015</a>	Local	Oak Park	Chicago Ave.	Harvey Ave. to Lombard Ave.	EII	Phase II Engineering	CMAQ	9,556	2,389	0	11,945	New Project	Modernization	Bike/Pedestrian
<a href="#">04-14-0003</a>	Local	Northlake	IL 64 (North Ave.)	Lavergne Ave. to Roy Ave.	CE	Construction Engineering	STP-L	57,288	14,322	0	71,610	New Project	Maintenance	Transit
<a href="#">04-14-0003</a>	Local	Northlake	IL 64 (North Ave.)	Lavergne Ave. to Roy Ave.	C	New Curb and Gutter, Sidewalks, Landscaping	STP-L	572,800	143,200	0	716,000	New Project	Maintenance	Transit
<a href="#">04-14-0005</a>	Local	Northlake	Prater Ave.	At Addison Creek	EI	Preliminary Engineering	BRR	32,720	8,180	0	40,900	New Project	Maintenance	Highway
<a href="#">05-07-0004</a>	State	Summit	IL 171 (1st Ave.)	47th St. to 55th St. and Bridge	CE	Construction Engineering	NHPP	3,475,350	386,150	0	3,861,500	New Project	Expansion	Highway





TIP ID	State or Local	Municipality or County	Location	Project Limits	Phase	Work	Fund Source	Federal Funds (by Phase)	Matching Funds (by Phase)	State/Local Funds (non-matching) (by Phase)	Total Project Funding (by Phase)	Obligation Type (New or Changed)	Project Classification	Project Type
				Complex at I-55										
<a href="#">05-07-0004</a>	State	Summit	IL 171 (1st Ave.)	47th St. to 55th St. and Bridge Complex at I-55	C	Bridge Replacement	NHPP	17,388,850	1,975,350	389,300	19,753,500	New Project	Expansion	Highway
<a href="#">05-07-0004</a>	State	Summit	IL 171 (1st Ave.)	47th St. to 55th St. and Bridge Complex at I-55	CE	Construction Engineering	NHPP	711,000	79,000	0	790,000	New Project	Expansion	Highway
<a href="#">05-07-0004</a>	State	Summit	IL 171 (1st Ave.)	47th St. to 55th St. and Bridge Complex at I-55	C	Bridge Replacement	NHPP	6,399,000	711,000	0	7,110,000	New Project	Expansion	Highway
<a href="#">05-07-0007</a>	State	Countryside, Hodgkins	US 12/20/45 (LaGrange Rd.)	At Joliet Rd.	CE	Construction Engineering	NHPP	446,808	111,702	25,024	583,534	New Project	Modernization	Highway
<a href="#">05-07-0007</a>	State	Countryside, Hodgkins	US 12/20/45 (LaGrange Rd.)	At Joliet Rd.	C	Intersection Reconstruction	NHPP	3,396,304	849,076	32,112	4,277,492	New Project	Modernization	Highway
<a href="#">05-09-0014</a>	State	Lyons	IL 43	46th/47th St.	ROW	Right of Way Acquisition	HSIP	270,000	30,000	0	300,000	New Project	Modernization	Highway
<a href="#">05-09-0018</a>	Local	Summit	Lawndale Rd.	Joliet Rd. to Des Plaines River	CE	Construction Engineering	STP-L	30,000	7,500	12,500	50,000	New Project	Maintenance	Highway
<a href="#">05-09-0018</a>	Local	Summit	Lawndale Rd.	Joliet Rd. to Des Plaines River	C	Resurfacing	STP-L	155,494	38,874	64,789	259,156	New Project	Maintenance	Highway
<a href="#">05-11-0013</a>	Local	LaGrange	Cossitt Ave.	Gilbert Ave. to Brainard	EII	Phase II Engineering	STP-L	21,350	5,338	3,813	30,500	New Project	Maintenance	Highway
<a href="#">05-11-0014</a>	State	Lyons	IL 171 and US 34	Various locations in Lyons	C	Traffic signal modernization	HSIP	1,424,786	161,013	24,330	1,610,129	New Project	Modernization	Highway



TIP ID	State or Local	Municipality or County	Location	Project Limits	Phase	Work	Fund Source	Federal Funds (by Phase)	Matching Funds (by Phase)	State/ Local Funds (non-matching) (by Phase)	Total Project Funding (by Phase)	Obligation Type (New or Changed)	Project Classification	Project Type
<a href="#">05-11-0014</a>	State	Lyons	IL 171 and US 34	Various locations in Lyons	CE	Construction Engineering	HSIP	213,718	24,079	2,991	240,788	New Project	Modernization	Highway
<a href="#">05-12-0002</a>	State	Riverside	IL 171	at Forest Ave./Ridge wood Dr.	CE	Construction Engineering	HSIP	89,100	9,900	0	99,000	New Project	Modernization	Highway
<a href="#">05-12-0002</a>	State	Riverside	IL 171	at Forest Ave./Ridge wood Dr.	C	Traffic signal modernization	HSIP	747,000	89,100	54,900	891,000	New Project	Modernization	Highway
<a href="#">05-12-0007</a>	Local	Countryside	Various	Various locations in Countryside	C	Sidewalk construction and pavement markings	SRTS	119,060	0	8,769	127,829	New Project	Modernization	Pedestrian
<a href="#">05-12-0007</a>	Local	Countryside	Various	Various locations in Countryside	CE	Construction Engineering	SRTS	12,000	0	884	12,884	New Project	Modernization	Pedestrian
<a href="#">05-12-0014</a>	Local	LaGrange	Willow Springs Rd.	at Lyons Twp. H.S.	CE	Construction Engineering	STP-L	22,400	5,600	4,000	32,000	New Project	Modernization	Highway
<a href="#">05-12-0014</a>	Local	LaGrange	Willow Springs Rd.	at Lyons Twp. H.S.	C	Installation of traffic signals	STP-L	224,700	56,175	40,125	321,000	New Project	Modernization	Highway
<a href="#">05-12-0016</a>	State	Indian Head Park	Joliet Rd.	at Wolf Rd.	C	Traffic signal modernization	HSIP	300,164	33,790	3,946	337,900	New Project	Modernization	Highway
<a href="#">05-12-0016</a>	State	Indian Head Park	Joliet Rd.	at Wolf Rd.	CE	Construction Engineering	HSIP	45,025	5,069	592	50,685	New Project	Modernization	Highway
<a href="#">06-00-0042</a>	Local	Orland Park	143rd St.	Wolf Rd. to LaGrange Rd.	EI	Preliminary Engineering	STP-L	608,561	152,140	108,672	869,373	New Project	Expansion	Highway
<a href="#">06-02-0006</a>	Local	Cook County	Division St.	Over Cal Sag Channel	EII	Phase II Engineering	BRR	393,333	102,083	0	495,416	New Project	Maintenance	Highway
<a href="#">06-03-0005</a>	Local	Orland Park	143rd St.	Will-Cook Rd. to Wolf Rd.	EII	Phase II Engineering	STP-L	390,522	97,631	69,736	557,888	New Project	Expansion	Highway
<a href="#">06-05-0005</a>	Local	Oak Lawn	95th St.	at Metra Station	EI	Preliminary Engineering	STP-L	51,349	12,837	9,170	73,356	New Project	Modernization	Highway



TIP ID	State or Local	Municipality or County	Location	Project Limits	Phase	Work	Fund Source	Federal Funds (by Phase)	Matching Funds (by Phase)	State/Local Funds (non-matching) (by Phase)	Total Project Funding (by Phase)	Obligation Type (New or Changed)	Project Classification	Project Type
<a href="#">06-06-0035</a>	State	Orland Park	Wolf Rd.	at 183rd	C	Intersection Improvement	HSIP	71,101	7,900	0	79,001	Project Change	Modernization	Highway
<a href="#">06-06-0061</a>	Local	Palos Heights	Cal-Sag Trail	SW Hwy to Ridgeland Ave.	CE	Construction Engineering	CMAQ	108,000	27,000	0	135,000	New Project	Expansion	Bike/Pedestrian
<a href="#">06-06-0061</a>	Local	Palos Heights	Cal-Sag Trail	SW Hwy to Ridgeland Ave.	C	Bicycle Facility	STP-E	1,120,000	280,000	207,294	1,607,294	New Project	Expansion	Bike/Pedestrian
<a href="#">06-06-0061</a>	Local	Palos Heights	Cal-Sag Trail	IL 83 at 86th Ave. to SW Hwy	CE	Construction Engineering	CMAQ	150,400	37,600	0	188,000	New Project	Expansion	Bike/Pedestrian
<a href="#">06-06-0061</a>	Local	Palos Heights	Cal-Sag Trail	IL 83 at 86th Ave. to SW Hwy	C	Pedestrian Facility	CMAQ	39,200	9,800	0	49,000	New Project	Expansion	Bike/Pedestrian
<a href="#">06-06-0061</a>	Local	Palos Park and Lemont	Cal-Sag Trail	IL 83 and I&M canal to 86th Ave.	CE	Construction Engineering	STP-E	279,200	69,800	0	349,000	New Project	Expansion	Bike/Pedestrian
<a href="#">06-06-0061</a>	Local	Palos Park and Lemont	Cal-Sag Trail	IL 83 and I&M canal to 86th Ave.	C	Pedestrian Path/Bridge, signal modifications.	STP-E	3,329,680	832,420	303,303	4,465,403	New Project	Expansion	Bike/Pedestrian
<a href="#">06-06-0061</a>	Local	Palos Heights	Cal-Sag Channel Trail	IL 83 to West Alsip boat ramp	EII	Phase II Engineering	CMAQ	45,492	11,373	0	56,865	Project Change	Expansion	Bike/Pedestrian
<a href="#">06-06-0061</a>	Local	Palos Heights	Cal-Sag Trail	IL 83 at 86th Ave. to SW Hwy	C	Pedestrian Facility	STP-E	1,483,213	370,803	0	1,854,017	New Project	Expansion	Bike/Pedestrian
<a href="#">06-08-0014</a>	Local	Alsip	115th St.	Central Ave. to Ridgeland Ave.	C	Street Lights	STP-L	1,663	416	0	2,079	New Project	Modernization	Other
<a href="#">06-09-0002</a>	State	Willow Springs	IL 171	104th/Willow Spring Rd.	CE	Construction Engineering	HSIP	162,900	18,100	0	181,000	New Project	Modernization	Highway
<a href="#">06-09-0002</a>	State	Willow Springs	IL 171	104th/Willow Spring Rd.	C	Intersection improvement	HSIP	1,458,000	162,900	8,100	1,629,000	New Project	Modernization	Highway



TIP ID	State or Local	Municipality or County	Location	Project Limits	Phase	Work	Fund Source	Federal Funds (by Phase)	Matching Funds (by Phase)	State/ Local Funds (non-matching) (by Phase)	Total Project Funding (by Phase)	Obligation Type (New or Changed)	Project Classification	Project Type
<a href="#">06-09-0018</a>	Local	Bedford Park	Sayre Ave.	71st St. to 73rd St	C	Resurfacing	STP-L	13,251	3,313	0	16,564	Project Change	Maintenance	Highway
<a href="#">06-09-0019</a>	Local	Bridgeview	76th Ave.	95th St. to 103rd	C	Resurfacing	STP-L	443	111	0	554	Project Change	Maintenance	Highway
<a href="#">06-11-0004</a>	Local	Alsip	Cicero Ave.	111th St. to 115th St. and 119th St. to 123rd St.	C	Sidewalk Improvements	STP-L	247,589	61,897	44,212	353,698	New Project	Modernization	Pedestrian
<a href="#">06-11-0004</a>	Local	Alsip	Cicero Ave.	111th St. to 115th St. and 119th St. to 123rd St.	CE	Construction Engineering	STP-L	49,875	12,469	8,906	71,250	New Project	Modernization	Pedestrian
<a href="#">06-12-0004</a>	State	Cook County	115th St.	at Pulaski Rd.	ROW	Right of Way Acquisition	CMAQ	80,000	20,000	0	100,000	New Project	Modernization	Highway
<a href="#">06-12-0005</a>	State		IL 43	at 151st St.	ROW	Right of Way Acquisition	CMAQ	160,000	40,000	0	200,000	New Project	Modernization	Highway
<a href="#">06-12-0013</a>	Local	Orland Park	Ravinia Ave.	at 147th St.	EI	Preliminary Engineering	STP-L	66,543	16,636	11,882	95,061	New Project	Modernization	Highway
<a href="#">06-12-0017</a>	Local	Merrionette Park	Kedzie Ave. & 115th St.	Meadow Ln to 118th St. and from west of Troy Dr. to East of Whipple St.	CE	Construction Engineering	STP-L	10,500	2,625	1,875	15,000	New Project	Modernization	Pedestrian
<a href="#">06-12-0017</a>	Local	Merrionette Park	Kedzie Ave. & 115th St.	Meadow Ln to 118th St and from west of Troy Dr. to East of Whipple St.	C	Sidewalk Improvements	STP-L	68,491	17,123	12,231	97,845	New Project	Modernization	Pedestrian
<a href="#">06-12-0028</a>	Local	Orland Hills	Fernway Park	Near the school	EI	Preliminary Engineering	SRTS	34,000	0	0	34,000	New Project	Modernization	Other



TIP ID	State or Local	Municipality or County	Location	Project Limits	Phase	Work	Fund Source	Federal Funds (by Phase)	Matching Funds (by Phase)	State/ Local Funds (non-matching) (by Phase)	Total Project Funding (by Phase)	Obligation Type (New or Changed)	Project Classification	Project Type
			Elementary School											
<a href="#">06-13-0002</a>	Local	Palos Heights	Harlem Ave.	119th St. to 127th St.	EII	Phase II Engineering	STP-L	28,326	7,082	5,059	40,466	New Project	Modernization	Pedestrian
<a href="#">06-13-0008</a>	State	Orland Park	US 6	at 179th St.	ROW	Right of Way Acquisition	HSIP	225,000	25,000	0	250,000	New Project	Modernization	Highway
<a href="#">06-13-0009</a>	State	Oak Lawn	IL 50	Oak Lawn	C	Traffic signal modernization	HSIP	477,000	54,000	9,000	540,000	New Project	Modernization	Highway
<a href="#">06-13-0009</a>	State	Oak Lawn	IL 50	Oak Lawn	CE	Construction Engineering	HSIP	54,000	6,000	0	60,000	New Project	Modernization	Highway
<a href="#">06-13-0010</a>	Local	Orland Park	151st St.	West Ave. to LaGrange Rd.	EI	Preliminary Engineering	STP-L	105,980	26,495	18,925	151,400	New Project	Modernization	Highway
<a href="#">06-14-0005</a>	Local	Bridgeview	78th Ave.	87th St. to 79th St.	CE	Construction Engineering	STP-L	25,200	6,300	4,500	36,000	New Project	Maintenance	Highway
<a href="#">06-14-0005</a>	Local	Bridgeview	78th Ave.	87th St. to 79th St.	C	Resurfacing	STP-L	322,000	80,500	57,500	460,000	New Project	Maintenance	Highway
<a href="#">06-14-0006</a>	Local	Bridgeview	Oketo Ave.	71st St. to 78th St. and 84th St. to 87th St.	CE	Construction Engineering	STP-L	35,000	8,750	6,250	50,000	New Project	Maintenance	Highway
<a href="#">06-14-0006</a>	Local	Bridgeview	Oketo Ave.	71st St. to 78th St. and 84th St. to 87th St.	C	Resurfacing	STP-L	413,000	103,250	73,750	590,000	New Project	Maintenance	Highway
<a href="#">06-14-0007</a>	Local	Evergreen Park	California Ave.	87th St. to 95th St.	EII	Phase II Engineering	STP-L	72,020	18,005	0	90,025	New Project	Maintenance	Highway
<a href="#">06-14-0008</a>	Local	Chicago Ridge	107th St.	Ridgeland Ave. to Princess Ave.	CE	Construction Engineering	STP-L	40,000	10,000	0	50,000	New Project	Maintenance	Highway
<a href="#">06-14-0008</a>	Local	Chicago Ridge	107th St.	Ridgeland Ave. to Princess	C	Resurfacing	STP-L	400,000	100,000	0	500,000	New Project	Maintenance	Highway



TIP ID	State or Local	Municipality or County	Location	Project Limits	Phase	Work	Fund Source	Federal Funds (by Phase)	Matching Funds (by Phase)	State/ Local Funds (non-matching) (by Phase)	Total Project Funding (by Phase)	Obligation Type (New or Changed)	Project Classification	Project Type
				Ave.										
<a href="#">06-14-0012</a>	Local	Evergreen Park	91st St.	California Ave. to Western Ave.	EI	Preliminary Engineering	STP-L	30,000	7,500	0	37,500	New Project	Expansion	Bike/Pedestrian
<a href="#">07-06-0027</a>	State	Country Club Hills	I-80	at Central Ave.	C	Bridge Replacement	I-M	102,193	25,548	0	127,741	Project Change	Modernization	Highway
<a href="#">07-06-0046</a>	Local	Harvey	154th St.	Loomis Ave. to Broadway Ave.	CE	Construction Engineering	STP-E	19,328	4,832	0	24,160	New Project	Modernization	Highway
<a href="#">07-06-0046</a>	Local	Harvey	154th St.	Loomis Ave. to Broadway Ave.	C	Street lights	STP-E	200,002	50,001	36,112	286,114	New Project	Modernization	Highway
<a href="#">07-06-0056</a>	Local	Robbins	Kedzie Ave.	135th St. to 139th St.	C	Landscaping, Streetscape, sidewalks, etc.	HPP	109,500	27,375	0	136,875	New Project	Modernization	Mixed
<a href="#">07-06-0056</a>	Local	Robbins	Kedzie Ave.	135th St. to 139th St.	C	Landscaping, Streetscape, sidewalks, etc.	HPP	64,065	16,016	0	80,081	New Project	Modernization	Mixed
<a href="#">07-06-0056</a>	Local	Robbins	Kedzie Ave.	138th St. to 139th St.	C	Landscaping, Streetscape, sidewalks, etc.	HPP	466,435	116,609	0	583,044	New Project	Modernization	Mixed
<a href="#">07-06-0056</a>	Local	Robbins	Kedzie Ave.	135th St. to 139th St.	C	Landscaping, Streetscape, sidewalks, etc.	STP-E	1,000,000	250,000	0	1,250,000	New Project	Modernization	Mixed
<a href="#">07-06-0057</a>	Local	Richton Park	Governor's Highway	at Popular Ave.	C	Reconstruction/ widen intersection	CMAQ	1,803	451	0	2,254	Project Change	Modernization	Highway
<a href="#">07-09-0070</a>	State	Mattson	US 30	at Ridgeland Ave.	C	Patching, milling, resurfacing, etc.	STP-U	136,054	34,014	0	170,068	Project Change	Maintenance	Highway
<a href="#">07-10-0001</a>	Local	Tinley Park	Oak Park Ave.	at 183rd St.	EII	Phase II Engineering	CMAQ	144,000	36,000	0	180,000	New Project	Modernization	Highway



TIP ID	State or Local	Municipality or County	Location	Project Limits	Phase	Work	Fund Source	Federal Funds (by Phase)	Matching Funds (by Phase)	State/ Local Funds (non-matching) (by Phase)	Total Project Funding (by Phase)	Obligation Type (New or Changed)	Project Classification	Project Type
<a href="#">07-10-0003</a>	Local	Chicago Heights	Lincoln Highway	Chicago Rd. to State St.	C	Traffic signal interconnect	CMAQ	38,701	9,674	0	48,375	Project Change	Modernization	Highway
<a href="#">07-10-0041</a>	Local	Park Forest	US 30	Indiana St. to East Village Limits	EII	Phase II Engineering	STP-E	47,600	11,900	0	59,500	New Project	Modernization	Other
<a href="#">07-10-0045</a>	State	Matteson	Cicero Ave.	at Vollmer Rd.	CE	Construction Engineering	HSIP	162,000	18,000	0	180,000	New Project	Modernization	Highway
<a href="#">07-10-0045</a>	State	Matteson	Cicero Ave.	at Vollmer Rd.	C	Traffic signal modernization	HSIP	1,449,000	162,000	9,000	1,620,000	New Project	Modernization	Highway
<a href="#">07-11-0030</a>	State	Olympia Field, Chicago Heights	US 30	Olympia Fields and Chicago Heights	CE	Construction Engineering	HSIP	140,455	15,806	1,798	158,059	New Project	Modernization	Highway
<a href="#">07-11-0030</a>	State	Olympia Field, Chicago Heights	US 30	Olympia Fields and Chicago Heights	C	Traffic Signal Modernization and Intersection Improvements	HSIP	936,364	106,629	23,300	1,066,293	New Project	Modernization	Highway
<a href="#">07-11-0042</a>	Local	Matteson	US 30	at Kostner Ave.	EI	Preliminary Engineering	STP-L	80,000	20,000	0	100,000	New Project	Modernization	Highway
<a href="#">07-12-0001</a>	Local	Sauk Village	IL 394	at Sauk Trail	CE	Construction Engineering	CMAQ	54,560	13,640	0	68,200	New Project	Modernization	Highway
<a href="#">07-12-0001</a>	Local	Sauk Village	IL 394	at Sauk Trail	C	Intersection Improvement	CMAQ	488,000	122,000	3,800	613,800	New Project	Modernization	Highway
<a href="#">07-12-0020</a>	Local	Matteson	Matteson Ave.	Halloway St. to 207th St.	EII	Phase II Engineering	SRTS	24,955	0	0	24,955	New Project	Modernization	Bike/Pedestrian
<a href="#">07-12-0022</a>	Local	University Park	Various	University Park	EII	Phase II Engineering	SRTS	24,966	0	0	24,966	New Project	Modernization	Bike/Pedestrian
<a href="#">07-13-0004</a>	Local	Crete	State St.	Steger Rd. to Berk Ln.	C	Resurfacing	STP-L	65,803	16,451	22,746	105,000	New Project	Maintenance	Highway
<a href="#">07-13-0004</a>	Local	Crete	State St.	Steger Rd to Berk Ln.	CE	Construction Engineering	STP-L	8,000	2,000	0	10,000	New Project	Maintenance	Highway



TIP ID	State or Local	Municipality or County	Location	Project Limits	Phase	Work	Fund Source	Federal Funds (by Phase)	Matching Funds (by Phase)	State/Local Funds (non-matching) (by Phase)	Total Project Funding (by Phase)	Obligation Type (New or Changed)	Project Classification	Project Type
<a href="#">07-13-0015</a>	Local	Robbins	Claire Blvd.	I-294 to 139th St.	CE	Construction Engineering	STP-L	34,400	8,600	0	43,000	New Project	Maintenance	Highway
<a href="#">07-13-0015</a>	Local	Robbins	Claire Blvd.	I-294 to 139th St.	C	Resurfacing	STP-L	372,923	93,231	0	466,154	New Project	Maintenance	Highway
<a href="#">07-13-0017</a>	Local	South Holland	159th/Sand Ridge Bicycle Trail	Paxon/Sand Ridge Nature Center (Burnham Greenway Trail)	EI	Preliminary Engineering	STP-E	59,993	14,998	0	74,992	New Project	Expansion	Bike/Pedestrian
<a href="#">07-13-0019</a>	Local	Tinley Park	Oak Park Ave.	South St. to 183rd St.	CE	Construction Engineering	CMAQ	40,000	10,000	0	50,000	New Project	Expansion	Mixed
<a href="#">07-13-0019</a>	Local	Tinley Park	Oak Park Ave.	South St. to 183rd St.	C	Resurfacing, multi-use path, and widening	CMAQ	531,399	132,850	0	664,249	New Project	Expansion	Mixed
<a href="#">07-13-0020</a>	State	Oak Forest, Tinley Park, Orland Park	US 6	at Oak Park Ave., at 71st	CE	Construction Engineering	HSIP	31,950	3,550	0	35,500	New Project	Modernization	Highway
<a href="#">07-13-0020</a>	State	Oak Forest, Tinley Park, Orland Park	US 6	at Oak Park Ave., at 71st	C	Traffic signal modernization	HSIP	249,534	29,550	17,550	295,495	New Project	Modernization	Highway
<a href="#">07-13-0022</a>	State	Calumet City	159th St.	at Torrence Ave. (IL 83)	CE	Construction Engineering	HSIP	90,000	10,000	0	100,000	New Project	Modernization	Highway
<a href="#">07-13-0022</a>	State	Calumet City	159th St.	at Torrence Ave. (IL 83)	C	Traffic signal modernization	HSIP	805,500	90,000	4,500	900,000	New Project	Modernization	Highway
<a href="#">07-14-0001</a>	Local	Hazel Crest	Fountainbleau Dr.	183rd St. to Kedzie	CE	Construction Engineering	STP-L	24,000	6,000	0	30,000	New Project	Maintenance	Highway
<a href="#">07-14-0001</a>	Local	Hazel Crest	Fountainbleau Dr.	183rd St. to Kedzie	C	Resurfacing	STP-L	277,869	69,467	150,664	498,000	New Project	Maintenance	Highway
<a href="#">07-14-0002</a>	Local	Lansing	Ridge Rd.	Stony Island Ave. to Torrence Ave.	CE	Construction Engineering	STP-L	22,800	5,700	0	28,500	New Project	Maintenance	Highway





TIP ID	State or Local	Municipality or County	Location	Project Limits	Phase	Work	Fund Source	Federal Funds (by Phase)	Matching Funds (by Phase)	State/ Local Funds (non-matching) (by Phase)	Total Project Funding (by Phase)	Obligation Type (New or Changed)	Project Classification	Project Type
<a href="#">07-14-0002</a>	Local	Lansing	Ridge Rd.	Stony Island Ave. to Torrence Ave.	C	Resurfacing	STP-L	320,389	80,097	0	400,486	New Project	Maintenance	Highway
<a href="#">07-14-0003</a>	Local	Olympia Fields	Vollmer Rd.	Kedzie Ave. to Western Ave.	EI	Preliminary Engineering	STP-L	789,755	197,439	0	987,194	New Project	Expansion	Mixed
<a href="#">07-14-0012</a>	Local	Hazel Crest	Charlemagne Ave.	Fountainble au Dr. to Grenoble Dr.	CE	Construction Engineering	STP-L	20,000	5,000	0	25,000	New Project	Maintenance	Highway
<a href="#">07-14-0012</a>	Local	Hazel Crest	Charlemagne Ave.	Fountainble au Dr. to Grenoble Dr.	C	Resurfacing	STP-L	145,401	36,350	0	181,751	New Project	Maintenance	Highway
<a href="#">07-14-0024</a>	Local	Olympia Fields	Vollmer Rd.	Volmer Woods Forest Preserve to Kedzie Ave.	EI	Preliminary Engineering	TAP-S	36,000	9,000	0	45,000	New Project	Expansion	Bike/Pedestrian
<a href="#">07-94-0027</a>	Local	Lynwood	Joe Orr Rd.	Torrence Ave. to Burnham Ave.	EII	Phase II Engineering	STP-L	319,978	79,995	0	399,973	Project Change	Expansion	Highway
<a href="#">07-95-0026</a>	Local	Matteson	Cicero Ave.	Vollmer Rd. to US 30	CE	Construction Engineering	STP-L	96,000	24,000	0	120,000	New Project	Modernization	Highway
<a href="#">07-95-0026</a>	Local	Matteson	Cicero Ave.	Vollmer Rd. to US 30	C	Lighting improvement and sidewalk replacement.	STP-L	100,140	25,035	633,465	758,640	New Project	Modernization	Highway
<a href="#">07-96-0003</a>	Local	University Park	University Parkway	Crawford Ave. to Central Ave.	CE	Construction Engineering	STP-L	320,000	80,000	0	400,000	New Project	Modernization	Highway



TIP ID	State or Local	Municipality or County	Location	Project Limits	Phase	Work	Fund Source	Federal Funds (by Phase)	Matching Funds (by Phase)	State/ Local Funds (non-matching) (by Phase)	Total Project Funding (by Phase)	Obligation Type (New or Changed)	Project Classification	Project Type
<a href="#">07-96-0003</a>	Local	University Park	University Parkway	Crawford Ave. to Central Ave.	C	Intersection improvement	STP-L	1,578,454	394,614	7,179	1,980,246	New Project	Modernization	Highway
<a href="#">07-96-0003</a>	Local	Will County	University Parkway	Crawford Ave. to Central Ave.	C	Intersection Reconstruction	CMAQ	1,660,000	415,000	0	2,075,000	New Project	Modernization	Highway
<a href="#">07-97-0025</a>	Local	Robbins	Claire Blvd.	Crawford Ave. to Francisco Ave.	EII	Phase II Engineering	HPP	41,459	10,365	0	51,824	Project Change	Modernization	Other
<a href="#">07-98-0009</a>	State	Cook County	IL 83	Over North Creek	C	Bridge Repairs	BRR	38,259	9,565	0	47,824	Project Change	Maintenance	Highway
<a href="#">07-98-0020</a>	State	Hazel Crest	IL 1	Over I-80/294	C	Bridge Replacement	NHS	79,637	19,909	0	99,546	Project Change	Modernization	Highway
<a href="#">07-99-0114</a>	Local	Calumet City	State Line Rd.	155th S.t to River Oaks Dr.	EII	Phase II Engineering	STP-L	358,000	89,500	0	447,500	Project Change	Expansion	Highway
<a href="#">08-00-0020</a>	Local	Aurora	Eola Rd.	Montgomery Rd. to 87th St.	EII	Phase II Engineering	STP-L	240,000	60,000	192,290	492,290	New Project	Expansion	Highway
<a href="#">08-00-0060</a>	State	Naperville	IL 59	Ferry Rd. to Aurora Ave.	C	Add lanes, reconstructions, signal modernization, etc.	HPP	640,000	160,000	0	800,000	Project Change	Expansion	Highway
<a href="#">08-00-0060</a>	State	Naperville	IL 59	Ferry Rd. to Aurora Ave.	C	Add lanes, reconstructions, signal modernization, etc.	NHPP	822,755	205,689	0	1,028,444	Project Change	Expansion	Highway
<a href="#">08-03-0114</a>	Local	Lombard	Great Western Trail	Grace, UP-W, and St. Charles Rd.	C	New Pedestrian Bridges (3) and multi-use path	STP-L	131,355	32,839	0	164,194	Project Change	Expansion	Bike/Pedestrian



TIP ID	State or Local	Municipality or County	Location	Project Limits	Phase	Work	Fund Source	Federal Funds (by Phase)	Matching Funds (by Phase)	State/ Local Funds (non-matching) (by Phase)	Total Project Funding (by Phase)	Obligation Type (New or Changed)	Project Classification	Project Type
<a href="#">08-06-0049</a>	Local	DuPage County	Wood Dale Rd.	Irving Park Rd./Metra tracks	ROW	Right of Way Acquisition	HPP	400,000	100,000	0	500,000	New Project	Expansion	Highway
<a href="#">08-06-0049</a>	Local	DuPage County	Wood Dale Rd.	Irving Park Rd./Metra tracks	CE	Construction Engineering	HPP	114,752	25,856	0	140,608	New Project	Expansion	Highway
<a href="#">08-06-0049</a>	Local	DuPage County	Wood Dale Rd.	Irving Park Rd./Metra tracks	C	Install new active warning devices & crossing surfaces	HPP	1,032,772	258,193	6,370	1,297,335	New Project	Expansion	Highway
<a href="#">08-06-0049</a>	Local	DuPage County	Wood Dale Rd.	Irving Park Rd./Metra tracks	CE	Construction Engineering	HPP	19,848	4,962	296	25,106	New Project	Expansion	Highway
<a href="#">08-06-0049</a>	Local	DuPage County	Wood Dale Rd.	Irving Park Rd./Metra tracks	C	Install new active warning devices & crossing surfaces	HPP	178,628	44,657	27,772	251,057	New Project	Expansion	Highway
<a href="#">08-08-0008</a>	State	Villa Park, Elmhurst	IL 64 (North Ave.)	Over Salt Creek	C	Bridge Rehabilitation	NHPP	2,250,186	562,547	94,832	2,907,564	New Project	Modernization	Highway
<a href="#">08-08-0008</a>	State	Villa Park, Elmhurst	IL 64 (North Ave.)	Over Salt Creek	CE	Construction Engineering	NHPP	337,528	84,382	11,975	433,885	New Project	Modernization	Highway
<a href="#">08-08-0034</a>	Local	Itasca	Maple St	Over Spring Brook Creek	EII	Phase II Engineering	BRR	16,000	4,000	0	20,000	Project Change	Maintenance	Highway
<a href="#">08-09-0012</a>	Local	Carol Stream	W. Branch of the DuPage River	Great Western Trail to Army Trail Rd.	EII	Phase II Engineering	STP-E	146,853	36,714	0	183,567	New Project	Modernization	Bike/Pedestrian
<a href="#">08-09-0082</a>	Local	Warrenville	Williams Rd.	Over the west branch of the DuPage River	CE	Construction Engineering	BRR	339,896	84,974	0	424,870	New Project	Modernization	Highway



TIP ID	State or Local	Municipality or County	Location	Project Limits	Phase	Work	Fund Source	Federal Funds (by Phase)	Matching Funds (by Phase)	State/ Local Funds (non-matching) (by Phase)	Total Project Funding (by Phase)	Obligation Type (New or Changed)	Project Classification	Project Type
<a href="#">08-09-0082</a>	Local	Warrenville	Williams Rd.	Over the west branch of the DuPage River	C	Bridge Replacement	BRR	1,593,308	398,327	0	1,991,635	New Project	Modernization	Highway
<a href="#">08-09-0083</a>	Local	DuPage County	75th St	Over east Branch of the DuPage River	C	Bridge Reconstruction	BRR	21,277	5,319	0	26,596	Project Change	Maintenance	Highway
<a href="#">08-10-0002</a>	Local	Bensenville	Jefferson St.	York Rd. to Evergreen St.	C	New Sidewalks	CMAQ	31,935	7,983	0	39,918	Project Change	Modernization	Pedestrian
<a href="#">08-10-0007</a>	Local	Burr Ridge	91st St.	Madison St. to County Line Rd.	C	Resurfacing	STP-L	1,958	490	0	2,448	Project Change	Maintenance	Highway
<a href="#">08-10-0026</a>	State	Oakbrook Terrace	IL 38	at Summit Ave.	ROW	Right of Way Acquisition	HSIP	360,000	40,000	0	400,000	New Project	Modernization	Highway
<a href="#">08-10-0029</a>	Local	Lombard	Hill Ave.	Over East Branch of the DuPage River	EI	Preliminary Engineering	BRR	4,943	1,236	0	6,179	Project Change	Modernization	Highway
<a href="#">08-11-0015</a>	Local	Woodridge	Center Dr.	Woodridge Dr. to Janes Ave.	C	Resurfacing	STP-L	225,688	56,422	65,102	347,212	New Project	Maintenance	Highway
<a href="#">08-11-0020</a>	Local	Naperville	Naper Blvd.	Gartner Rd. to Chicago Ave.	C	Resurfacing	STP-L	662,226	165,557	330,218	1,158,000	New Project	Maintenance	Highway
<a href="#">08-11-0037</a>	Local	DuPage County	Salt Creek Greenway	Crescent Ave. at Rex Blvd.	EI	Preliminary Engineering	STP-E	26,032	6,508	0	32,540	New Project	Expansion	Bike/Pedestrian
<a href="#">08-11-0038</a>	Local	Villa Park	Ardmore Ave.	UP West RR to IL 64	EII	Phase II Engineering	STP-E	10,698	2,675	0	13,373	Project Change	Modernization	Mixed
<a href="#">08-11-0043</a>	State	Burr Ridge	County Line Rd.	Over I-55	C	Bridge Replacement	NHPP	609,242	67,694	0	676,938	Project Change	Modernization	Highway
<a href="#">08-11-0045</a>	State	Naperville	US 34	at IL 59	C	Traffic signal modernization	HSIP	562,500	63,000	4,500	630,000	New Project	Modernization	Highway



TIP ID	State or Local	Municipality or County	Location	Project Limits	Phase	Work	Fund Source	Federal Funds (by Phase)	Matching Funds (by Phase)	State/ Local Funds (non-matching) (by Phase)	Total Project Funding (by Phase)	Obligation Type (New or Changed)	Project Classification	Project Type
<a href="#">08-11-0045</a>	State	Naperville	US 34	at IL 59	CE	Construction Engineering	HSIP	63,000	7,000	0	70,000	New Project	Modernization	Highway
<a href="#">08-12-0002</a>	State	Villa Park	IL 38	at Ardmore Ave.	ROW	Right of Way Acquisition	CMAQ	160,000	40,000	0	200,000	New Project	Modernization	Highway
<a href="#">08-12-0006</a>	State	West Chicago	IL 38	at Fabyan Parkway	EII	Phase II Engineering	CMAQ	98,268	24,567	0	122,835	Project Change	Modernization	Highway
<a href="#">08-12-0006</a>	State	West Chicago	IL 38	at Fabyan Parkway	ROW	Right of Way Acquisition	CMAQ	200,000	0	0	200,000	New Project	Modernization	Highway
<a href="#">08-12-0008</a>	Local	Wheaton	Various	Wheaton	EII	Phase II Engineering	CMAQ	10,879	2,720	0	13,599	New Project	Expansion	Bike/Pedestrian
<a href="#">08-12-0011</a>	Local	DuPage County	Various	Central DuPage Co.	EII	Phase II Engineering	CMAQ	159,696	39,924	49,698	249,318	New Project	Modernization	Highway
<a href="#">08-12-0013</a>	Local	West Chicago	IL 59	at IL 38	ROW	Right of Way Acquisition	CMAQ	2,000	500	500	3,000	New Project	Modernization	Highway
<a href="#">08-12-0016</a>	Local	DuPage County	Four Lakes Ave.	Over the East Branch of the DuPage River	EII	Phase II Engineering	BRR	176,391	44,098	0	220,488	New Project	Modernization	Highway
<a href="#">08-12-0035</a>	Local	Itasca	Park Blvd.	Devon Ave. to Thorndale Ave.	C	Resurfacing	STP-L	627,715	156,929	112,091	896,735	New Project	Maintenance	Highway
<a href="#">08-12-0048</a>	State	West Chicago	IL 59	at Main St., at Washington St.	C	Traffic Signal Modernization	HSIP	4,943	549	0	5,492	Project Change	Modernization	Highway
<a href="#">08-12-0051</a>	Local	DuPage County	Warrenville Rd.	Over the west branch of the DuPage River	EII	Phase II Engineering	BRR	282,958	70,740	0	353,698	New Project	Modernization	Highway
<a href="#">08-13-0001</a>	Local	Naperville	75th St.	at Plainfield-Naperville	C	Intersection improvement	HSIP	653,865	109,056	327,643	1,090,564	New Project	Modernization	Highway



TIP ID	State or Local	Municipality or County	Location	Project Limits	Phase	Work	Fund Source	Federal Funds (by Phase)	Matching Funds (by Phase)	State/ Local Funds (non-matching) (by Phase)	Total Project Funding (by Phase)	Obligation Type (New or Changed)	Project Classification	Project Type
				Rd.										
<a href="#">08-13-0012</a>	Local	Addison	Swift Rd.	US 20 to Army Trail Rd.	C	Resurfacing	STP-L	1,058,371	302,392	151,195	1,511,958	New Project	Maintenance	Highway
<a href="#">08-13-0013</a>	Local	Oakbrook	Commerce Dr.	McDonalds Dr. to end of Village Limits	C	Sidewalk Improvements	STP-L	93,600	37,240	55,360	186,200	New Project	Expansion	Pedestrian
<a href="#">08-13-0016</a>	Local	Wood Dale	Various	Wood Dale	C	Sidewalks, curb and gutter, pavement markings, sign, etc.	STP-L	295,268	78,738	19,685	393,691	New Project	Expansion	Pedestrian
<a href="#">08-13-0023</a>	State	Bensenville	IL 83	Mark St. to 3rd Ave.	CE	Construction Engineering	HSIP	157,500	17,500	0	175,000	New Project	Modernization	Highway
<a href="#">08-13-0023</a>	State	Bensenville	IL 83	Mark St. to 3rd Ave.	C	Traffic signal modernization	HSIP	1,413,000	157,500	4,500	1,575,000	New Project	Modernization	Highway
<a href="#">08-13-0025</a>	Local	Winfield	Pleasant Hill Rd., High Lake Road/ Jewell Road, Winfield Rd.	Geneva Rd. to St. Charles Rd., Windermer e Road to County Farm Rd., and High Lake Rd. to Geneva Rd.	C	Resurfacing	STP-L	1,107,066	316,305	158,152	1,581,523	New Project	Maintenance	Highway
<a href="#">08-14-0031</a>	Local	Wayne	Dunham Forest Preserve	Army Trail Rd. to Smith Rd.	EI	Preliminary Engineering	STP-E	109,212	27,303	0	136,515	New Project	Expansion	Bike/Pedestrian
<a href="#">09-00-0012</a>	State	Kane County	IL 64	7th Ave. to Dunham Ave.	CE	Construction Engineering	CMAQ	148,530	37,133	0	185,663	Project Change	Expansion	Highway
<a href="#">09-00-0012</a>	State	Kane County	IL 64	7th Ave. to Dunham	C	RR Crossing improvement	CMAQ	795,390	198,848	0	994,238	Project Change	Expansion	Highway



TIP ID	State or Local	Municipality or County	Location	Project Limits	Phase	Work	Fund Source	Federal Funds (by Phase)	Matching Funds (by Phase)	State/Local Funds (non-matching) (by Phase)	Total Project Funding (by Phase)	Obligation Type (New or Changed)	Project Classification	Project Type
				Ave.		and retaining wall.								
<a href="#">09-03-0001</a>	Local	Batavia	Randall Rd.	at Fabyan Parkway	C	Intersection improvement	CMAQ	22,248	5,562	0	27,810	Project Change	Expansion	Highway
<a href="#">09-06-0023</a>	Local	Kendall County	Eldamain Rd.	US 34 to W. Highpoint Rd.	EI	Preliminary Engineering	HPP	226,310	56,578	0	282,888	Project Change	Expansion	Highway
<a href="#">09-06-0023</a>	Local	Plano	Eldamain Rd.	US 34 to W. Highpoint Rd.	EII	Phase II Engineering	HPP	2,310,741	577,685	0	2,888,426	New Project	Expansion	Highway
<a href="#">09-07-0012</a>	State	Sugar Grove	Galena Blvd.	Over IL 56	C	Bridge Reconstruction	BRR	379,066	94,767	0	473,833	Project Change	Maintenance	Highway
<a href="#">09-07-0021</a>	Local	Aurora	Downer Place	Over Fox River	C	Bridge Rehabilitation	BRR	518,880	129,720	0	648,600	Project Change	Maintenance	Highway
<a href="#">09-08-0002</a>	Local	Kane County	Kirk Rd.	at Douglas Rd.	CE	Construction Engineering	CMAQ	79,772	19,943	0	99,715	New Project	Modernization	Highway
<a href="#">09-08-0002</a>	Local	Kane County	Kirk Rd.	at Douglas Rd.	C	Intersection improvement	CMAQ	640,000	160,000	0	800,000	New Project	Modernization	Highway
<a href="#">09-08-0004</a>	Local	Kane County	IL 31	at Moosehart Rd.	C	Traffic signal modernization	CMAQ	317,083	79,271	0	396,353	Project Change	Modernization	Highway
<a href="#">09-08-0005</a>	Local	Carpentersville	IL 31	at Huntley Rd.	EII	Phase II Engineering	CMAQ	190,700	47,675	5,825	244,200	New Project	Modernization	Highway
<a href="#">09-08-0005</a>	Local	Carpentersville	IL 31	at Huntley Rd.	EII	Phase II Engineering	STP-L	427,350	106,838	76,313	610,500	New Project	Modernization	Highway
<a href="#">09-08-0028</a>	Local	Batavia	Various	Batavia	C	Sidewalk Improvements	SRTS	263,448	0	53,358	316,806	New Project	Modernization	Pedestrian
<a href="#">09-08-0028</a>	Local	Batavia	Various	Batavia	C	Sidewalk Improvements	SRTS	45,097	0	9,134	54,231	New Project	Modernization	Pedestrian
<a href="#">09-08-0036</a>	Local	Kane County	French Rd.	Over Burlington Creek	CE	Construction Engineering	BRR	125,600	31,400	0	157,000	New Project	Modernization	Highway



TIP ID	State or Local	Municipality or County	Location	Project Limits	Phase	Work	Fund Source	Federal Funds (by Phase)	Matching Funds (by Phase)	State/ Local Funds (non-matching) (by Phase)	Total Project Funding (by Phase)	Obligation Type (New or Changed)	Project Classification	Project Type
<a href="#">09-08-0036</a>	Local	Kane County	French Rd.	Over Burlington Creek	C	Bridge Replacement	BRR	1,189,387	297,347	0	1,486,734	New Project	Modernization	Highway
<a href="#">09-08-0036</a>	Local	Kane County	French Rd.	Over Burlington Creek	C	Utility Adjustment	BRR	240,000	60,000	0	300,000	New Project	Modernization	Highway
<a href="#">09-08-0038</a>	Local	Kane County	Walker Rd.	Over Burlington Creek	EII	Phase II Engineering	BRR	128,162	32,041	0	160,203	New Project	Modernization	Highway
<a href="#">09-08-0038</a>	Local	Kane County	Walker Rd.	Over Burlington Creek	ROW	Right of Way Acquisition	BRR	32,000	8,000	0	40,000	New Project	Modernization	Highway
<a href="#">09-08-0047</a>	Local	Kane County	Bliss Rd.	Over Blackberry Creek	EII	Phase II Engineering	BRR	211,205	52,801	0	264,006	New Project	Maintenance	Highway
<a href="#">09-09-0006</a>	Local	Elgin	Elgin Bikeway	Kimball St./Douglas Ave. to Congdon Ave./Indian Dr.	C	Bicycle Facility	CMAQ	336,000	84,000	0	420,000	New Project	Modernization	Bike/Pedestrian
<a href="#">09-09-0006</a>	Local	Elgin	Elgin Bikeway	Kimball St./Douglas Ave. to Congdon Ave./Indian Dr.	CE	Construction Engineering	CMAQ	44,672	11,168	0	55,840	New Project	Modernization	Bike/Pedestrian
<a href="#">09-09-0015</a>	Local	Aurora	Ohio St	Over BNSF RR	CE	Construction Engineering	BRR	760,428	190,107	0	950,535	New Project	Modernization	Highway
<a href="#">09-09-0015</a>	Local	Aurora	Ohio St.	Over BNSF RR	C	Bridge Replacement	BRR	6,536,000	1,634,000	1,200	8,171,200	New Project	Modernization	Highway
<a href="#">09-09-0015</a>	Local	Aurora	Ohio St.	Over BNSF RR	EII	Phase II Engineering	BRR	16,646	4,162	0	20,808	Project Change	Modernization	Highway
<a href="#">09-09-0034</a>	Local	Aurora	Indian Trail Rd.	IL 31 to IL 25	EII	Phase II Engineering	BRR	37,758	9,440	0	47,198	Project Change	Maintenance	Highway





TIP ID	State or Local	Municipality or County	Location	Project Limits	Phase	Work	Fund Source	Federal Funds (by Phase)	Matching Funds (by Phase)	State/ Local Funds (non-matching) (by Phase)	Total Project Funding (by Phase)	Obligation Type (New or Changed)	Project Classification	Project Type
<a href="#">09-09-0045</a>	Local	North Aurora	Randall Rd.	Orchard Rd. to Oak St.	C	Resurfacing	STP-L	488,451	122,113	40,704	651,268	New Project	Maintenance	Highway
<a href="#">09-09-0049</a>	Local	St. Charles	Tyler Rd.	IL 64 to Kirk Rd.	C	Resurfacing	STP-L	500,000	125,000	275,894	900,894	New Project	Maintenance	Highway
<a href="#">09-09-0050</a>	Local	Yorkville	Cannonball Rd.	Amanda Ln to Blackberry Ln	CE	Construction Engineering	STP-L	37,500	12,500	3,125	50,000	New Project	Maintenance	Highway
<a href="#">09-09-0050</a>	Local	Yorkville	Cannonball Rd.	Amanda Ln to Blackberry Ln	C	Resurfacing	STP-L	213,917	71,306	0	285,223	New Project	Maintenance	Highway
<a href="#">09-09-0053</a>	Local	Sugar Grove	Dugan Rd.	Village limits	CE	Construction Engineering	STP-L	50,040	12,510	16,544	79,094	New Project	Maintenance	Highway
<a href="#">09-09-0053</a>	Local	Sugar Grove	Dugan Rd.	Village limits	C	Resurfacing	STP-L	398,833	99,708	33,236	531,777	New Project	Maintenance	Highway
<a href="#">09-09-0058</a>	Local	Batavia	Deerpath Rd.	Over Mill Creek	ROW	Right of Way Acquisition	BRR	32,000	8,000	0	40,000	New Project	Maintenance	Highway
<a href="#">09-09-0072</a>	Local	Kane County	Allen Rd.	Over Hampshire Creek	EII	Phase II Engineering	BRR	125,167	31,292	0	156,459	New Project	Maintenance	Highway
<a href="#">09-09-0072</a>	Local	Kane County	Allen Rd.	Over Hampshire Creek	ROW	Right of Way Acquisition	BRR	44,800	11,200	0	56,000	New Project	Maintenance	Highway
<a href="#">09-11-0011</a>	State	Kane County	Various Locations	Kane County	C	Guardrail removal and replacements	HSIP	32,411	4,051	4,051	40,514	Project Change	Modernization	Highway
<a href="#">09-11-0013</a>	Local	Kane County	Kane Co. DOT	Building	CE	Construction Engineering	CMAQ	139,299	34,825	0	174,124	New Project	Modernization	Other
<a href="#">09-11-0013</a>	Local	Kane County	Kane Co. DOT	Building	C	New Arterials Operations Center	CMAQ	715,901	178,975	5,124	900,000	New Project	Modernization	Other
<a href="#">09-11-0034</a>	State	Kendall County	IL 47	Canton Farm Rd. to I-80	ROW	Right of Way Acquisition	NCP	2,467,200	616,800	0	3,084,000	Project Change	Expansion	Highway



TIP ID	State or Local	Municipality or County	Location	Project Limits	Phase	Work	Fund Source	Federal Funds (by Phase)	Matching Funds (by Phase)	State/ Local Funds (non-matching) (by Phase)	Total Project Funding (by Phase)	Obligation Type (New or Changed)	Project Classification	Project Type
<a href="#">09-11-0034</a>	State	Morris	IL 47	I-80 to Sherrill Rd.	CE	Construction Engineering	NCP	1,000,000	250,000	0	1,250,000	New Project	Expansion	Highway
<a href="#">09-11-0034</a>	State	Morris	IL 47	I-80 to Sherrill Rd.	C	Lane Additions	NCP	6,344,982	1,586,246	0	7,931,228	Project Change	Expansion	Highway
<a href="#">09-11-0038</a>	Local	Gilberts	Huntley Rd.	Kreutzer Rd. to Sleepy Hollow Rd.	C	Traffic Safety Improvements (rumble strips, signs, flashing beacons, etc.)	HSIP	792,000	88,000	0	880,000	New Project	Modernization	Highway
<a href="#">09-12-0003</a>	State	Pingree Grove	IL 47	Higgins Rd. to US 20	CE	Construction Engineering	CMAQ	663,838	165,960	0	829,798	New Project	Modernization	Highway
<a href="#">09-12-0003</a>	State	Pingree Grove	IL 47	Higgins Rd. to US 20	C	Intersection improvement	CMAQ	4,425,586	1,106,397	0	5,531,983	New Project	Modernization	Highway
<a href="#">09-12-0005</a>	Local	Batavia	Batavia	Batavia	CE	Construction Engineering	CMAQ	44,800	11,200	3,998	59,998	New Project	Expansion	Pedestrian
<a href="#">09-12-0005</a>	Local	Batavia	Batavia	Batavia	C	Pedestrian crossing improvements at 8 unsignalized intersections.	CMAQ	374,000	93,500	22,653	490,153	New Project	Expansion	Pedestrian
<a href="#">09-12-0006</a>	Local	Kane County	Fabyan Parkway	at Kaneville Rd. (CH 84)	EII	Phase II Engineering	CMAQ	112,000	28,000	7,679	147,679	New Project	Modernization	Highway
<a href="#">09-12-0007</a>	Local	Pingree Grove	US 20	at IL 47/IL 72	ROW	Right of Way Acquisition	CMAQ	56,000	14,000	0	70,000	Project Change	Modernization	Highway
<a href="#">09-12-0007</a>	Local	Pingree Grove	US 20	at IL 47/IL 72	CE	Construction Engineering	CMAQ	453,990	113,498	1,025	568,512	New Project	Modernization	Highway
<a href="#">09-12-0007</a>	Local	Pingree Grove	US 20	at IL 47/IL 72	C	Widening and Resurfacing	CMAQ	3,026,601	756,650	8,576	3,791,827	New Project	Modernization	Highway
<a href="#">09-12-0008</a>	Local	Oswego	Mill Dr.	Orchard Rd. to IL 31	EI	Preliminary Engineering	CMAQ	20,434	5,109	0	25,543	Project Change	Expansion	Bike/Pedestrian
<a href="#">09-12-0008</a>	Local	Oswego	Mill Rd.	Orchard Rd. to IL 31	CE	Construction Engineering	CMAQ	15,448	3,862	0	19,310	New Project	Expansion	Bike/Pedestrian



TIP ID	State or Local	Municipality or County	Location	Project Limits	Phase	Work	Fund Source	Federal Funds (by Phase)	Matching Funds (by Phase)	State/ Local Funds (non-matching) (by Phase)	Total Project Funding (by Phase)	Obligation Type (New or Changed)	Project Classification	Project Type
<a href="#">09-12-0008</a>	Local	Oswego	Mill Rd.	Orchard Rd. to IL 31	C	New Multi-use path	CMAQ	189,285	47,321	0	236,606	New Project	Expansion	Bike/Pedestrian
<a href="#">09-12-0010</a>	Local	Kane County	Various	Kane County	C	Install 146 bicycle racks in Kane County	CMAQ	67,000	16,750	250	84,000	New Project	Expansion	Bicycle
<a href="#">09-12-0014</a>	Local	Kane County	Stearns Rd.	Randall Rd. to Dunham Rd.	CE	Construction Engineering	CMAQ	129,060	32,265	0	161,325	New Project	Modernization	Highway
<a href="#">09-12-0014</a>	Local	Kane County	Stearns Rd.	Randall Rd. to Dunham Rd.	C	ITS System	CMAQ	1,336,366	334,092	0	1,670,458	New Project	Modernization	Highway
<a href="#">09-12-0016</a>	Local	Aurora	Sheffer Rd.	Over Indian Creek	EII	Phase II Engineering	BRR	113,695	28,424	0	142,119	New Project	Modernization	Highway
<a href="#">09-12-0016</a>	Local	Aurora	Sheffer Rd.	Over Indian Creek	ROW	Right of Way Acquisition	BRR	20,000	5,000	0	25,000	New Project	Modernization	Highway
<a href="#">09-12-0017</a>	Local	North Aurora	Various	Various locations in N. Aurora	CE	Construction Engineering	SRTS	14,533	0	0	14,533	New Project	Modernization	Mixed
<a href="#">09-12-0017</a>	Local	North Aurora	Various	Various locations in N. Aurora	C	Sidewalks, cross-walk marking, sign upgrades, etc.	SRTS	126,615	0	0	126,615	New Project	Modernization	Mixed
<a href="#">09-12-0025</a>	Local	Batavia	Batavia	Batavia	IMP	Organize a Bicycle Rodeo or Training Course to teach on-bike skills.	SRTS	53,335	0	0	53,335	New Project	Modernization	Bicycle
<a href="#">09-13-0006</a>	Local	Geneva	Kirk Rd.	at Illinois Prairie Path	C	Installation of flashing warning beacons.	STP-E	56,980	14,245	27,775	99,000	New Project	Modernization	Highway
<a href="#">09-13-0007</a>	Local	South Elgin	State St	Water St. to River St.	EI	Preliminary Engineering	STP-E	99,540	24,885	15,032	139,457	New Project	Modernization	Bike/Pedestrian
<a href="#">09-13-0008</a>	State	Hampshire	IL 72	DeKalb Co. Line to French Rd.	CE	Construction Engineering	HSIP	90,000	10,000	0	100,000	New Project	Modernization	Highway



TIP ID	State or Local	Municipality or County	Location	Project Limits	Phase	Work	Fund Source	Federal Funds (by Phase)	Matching Funds (by Phase)	State/ Local Funds (non-matching) (by Phase)	Total Project Funding (by Phase)	Obligation Type (New or Changed)	Project Classification	Project Type
<a href="#">09-13-0008</a>	State	Hampshire	IL 72	DeKalb Co. Line to French Rd.	C	Shoulder repair, rumble strips and guardrail	HSIP	810,000	90,000	0	900,000	New Project	Modernization	Highway
<a href="#">09-13-0009</a>	Local	Plato Twp	Nesler Rd.	Fitchie Creek	EI	Preliminary Engineering	BRR	93,273	23,318	0	116,591	New Project	Modernization	Highway
<a href="#">09-13-0010</a>	Local	Kane County	Seavey Rd.	Over Lake Run Creek	EI	Preliminary Engineering	BRR	94,009	23,502	0	117,511	New Project	Modernization	Highway
<a href="#">09-13-0013</a>	Local	South Elgin	Randall Rd.	Sliver Glen Rd. to Fabyan Pwky	CE	Construction Engineering	HSIP	139,122	17,045	14,285	170,452	New Project	Modernization	Highway
<a href="#">09-13-0013</a>	Local	South Elgin	Randall Rd.	Sliver Glen Rd. to Fabyan Pwky	C	Traffic signal improvements at 16 Intersections	HSIP	1,405,278	172,174	144,289	1,721,741	New Project	Modernization	Highway
<a href="#">09-13-0015</a>	Local	Maple Park	IL 64 (North Ave.)	at County Line Rd.	CE	Construction Engineering	ILL	0	0	70,000	70,000	New Project	Modernization	Highway
<a href="#">09-13-0015</a>	Local	Maple Park	IL 64 (North Ave.)	at County Line Rd.	C	Intersection Reconstruction	HSIP	630,000	185,979	1,043,810	1,859,789	New Project	Modernization	Highway
<a href="#">09-13-0016</a>	Local	Yorkville	IL 47	Somonauk Rd. to Schoolhouse Rd./IL 126.	EI	Preliminary Engineering	STP-E	48,457	12,114	0	60,571	New Project	Modernization	Pedestrian
<a href="#">09-14-0002</a>	Local	Aurora	Rt 59 Train Station	Meridian Lake Dr. to Rt 59 Train Station parking lot.	EII	Phase II Engineering	CMAQ	96,288	24,072	0	120,360	New Project	Expansion	Transit
<a href="#">09-14-0006</a>	State	Yorkville	IL 126	IL 71 to Will Co. line	CE	Construction Engineering	HSIP	126,106	14,012	0	140,118	New Project	Modernization	Highway
<a href="#">09-14-0006</a>	State	Yorkville	IL 126	IL 71 to Will Co. line	C	Shoulder improvements	HSIP	1,261,064	140,118	0	1,401,182	New Project	Modernization	Highway



TIP ID	State or Local	Municipality or County	Location	Project Limits	Phase	Work	Fund Source	Federal Funds (by Phase)	Matching Funds (by Phase)	State/ Local Funds (non-matching) (by Phase)	Total Project Funding (by Phase)	Obligation Type (New or Changed)	Project Classification	Project Type
<a href="#">09-14-0008</a>	Local	Kendall County	Newark Rd.	IL 71 to IL 47	C	Shoulder improvements	STP-R	794,020	198,505	0	992,525	New Project	Modernization	Highway
<a href="#">09-14-0010</a>	Local	Sugar Grove	IL 47	at I-88	EI	Preliminary Engineering	NCP	588,000	147,000	0	735,000	New Project	Expansion	Highway
<a href="#">09-14-0014</a>	Local	Campton Hills	Campton Hills Dr.	LaFox Rd. to Village limits	CE	Construction Engineering	STP-L	44,442	11,111	3,705	59,257	New Project	Modernization	Highway
<a href="#">09-14-0014</a>	Local	Campton Hills	Campton Hills Dr.	LaFox Rd. to Village limits	C	Resurfacing	STP-L	381,739	101,797	25,449	508,985	New Project	Modernization	Highway
<a href="#">09-14-0019</a>	Local	Aurora	New York St.	Farnsworth Ave. to Welsh Dr.	EII	Phase II Engineering	STP-L	254,905	63,726	191,179	509,810	New Project	Expansion	Mixed
<a href="#">09-14-0022</a>	Local	Kane County	Price Rd.	Over Big Rock Creek	EI	Preliminary Engineering	BRR	68,270	17,068	0	85,337	New Project	Maintenance	Highway
<a href="#">09-14-0024</a>	Local	Elgin	McLean Blvd.	at Metra RR Tracks	CE	Construction Engineering	RHGC	65,000	0	0	65,000	New Project	Modernization	Highway
<a href="#">09-14-0024</a>	Local	Elgin	McLean Blvd.	at Metra RR Tracks	C	Install Flashing lights and gates	RHGC	585,000	0	0	585,000	New Project	Modernization	Highway
<a href="#">09-14-0030</a>	Local	Kane County	Freeman Kame Forest Preserve	Freeman Kame Forest Preserve	C	New Parking, signs, shelter	RECTP	200,000	50,000	30,800	280,800	New Project	Modernization	Bike/Pedestrian
<a href="#">09-95-0014</a>	Local	Carpentersville	Maple Ave.	Washington St. to Besinger Dr.	C	Reconstruction	STP-E	48,419	12,105	0	60,524	Project Change	Modernization	Highway
<a href="#">09-96-0011</a>	State	Yorkville	US 34	IL 47 to Orchard Rd.	ROW	Right of Way Acquisition	NCP	1,384,800	346,200	0	1,731,000	Project Change	Expansion	Highway
<a href="#">09-96-0018</a>	Local	Kane County	Stearns Rd.	Randall Rd. to Dunham Rd.	C	New Bridge	HPP	70,365	17,591	0	87,956	Project Change	Expansion	Highway
<a href="#">10-00-0128</a>	Local	Lake Barrington	River Rd.	at Roberts Rd.	CE	Construction Engineering	CMAQ	356,580	89,145	0	445,725	New Project	Modernization	Highway



TIP ID	State or Local	Municipality or County	Location	Project Limits	Phase	Work	Fund Source	Federal Funds (by Phase)	Matching Funds (by Phase)	State/ Local Funds (non-matching) (by Phase)	Total Project Funding (by Phase)	Obligation Type (New or Changed)	Project Classification	Project Type
<a href="#">10-00-0128</a>	Local	Lake Barrington	River Rd.	at Roberts Rd.	C	Reconstruction	CMAQ	5,185,944	1,296,486	70,090	6,552,520	New Project	Modernization	Highway
<a href="#">10-00-0129</a>	Local	Lake Zurich	Hart Rd.	at US 14	ROW	Right of Way Acquisition	CMAQ	257,468	64,367	0	321,835	New Project	Modernization	Highway
<a href="#">10-04-0003</a>	Local	Waukegan	IL 137	Belvidere Rd. to MLK Dr.	C	Traffic signal modernization	CMAQ	32,569	8,142	0	40,711	Project Change	Modernization	Highway
<a href="#">10-06-0050</a>	State	Gurnee	IL 132	Over Des Plaines River	CE	Construction Engineering	NHPP	200,179	50,045	0	250,224	New Project	Maintenance	Highway
<a href="#">10-06-0050</a>	State	Gurnee	IL 132	Over Des Plaines River	C	Bridge Reconstruction	NHPP	2,001,791	500,522	295	2,502,608	New Project	Maintenance	Highway
<a href="#">10-06-0063</a>	Local	Zion	Lewis Ave.	Rosecrans Rd. to 14th St.	C	Traffic signal equipment and fiber optic communication system	CMAQ	88,936	22,234	0	111,170	Project Change	Modernization	Highway
<a href="#">10-07-0010</a>	State	Lake Bluff	US 41	Over IL 176	C	Bridge Rehabilitation	STP-U	28,106	7,027	0	35,133	Project Change	Maintenance	Highway
<a href="#">10-09-0005</a>	Local	Green Oaks	IL 137	at O'Plane Rd.	C	Widening, resurfacing, drainage, traffic signals, etc.	CMAQ	35,225	8,806	0	44,031	Project Change	Modernization	Highway
<a href="#">10-09-0008</a>			Rollins Rd.	US 12 to Lotus Dr.	C	Traffic Signal Modernization	CMAQ	23,278	7,596	7,105	37,978	Project Change	Modernization	Highway
<a href="#">10-09-0011</a>	Local	Lake Barrington	US 14	at Kelsey Rd.	C	Traffic Signal Modernization	CMAQ	122,484	30,621	0	153,105	Project Change	Modernization	Highway
<a href="#">10-09-0014</a>	Local	Long Grove	Oakwood Rd.	at Indian Creek	CE	Construction Engineering	BRR	38,440	9,610	0	48,050	New Project	Maintenance	Highway
<a href="#">10-09-0014</a>	Local	Long Grove	Oakwood Rd.	at Indian Creek	C	Bridge Replacement	BRR	348,000	87,000	0	435,000	New Project	Modernization	Highway
<a href="#">10-10-0002</a>	Local	Grayslake	Washington St.	Atkinson Rd. to Lancer Ln	CE	Construction Engineering	CMAQ	59,855	14,964	786	75,605	New Project	Expansion	Bike/Pedestrian



TIP ID	State or Local	Municipality or County	Location	Project Limits	Phase	Work	Fund Source	Federal Funds (by Phase)	Matching Funds (by Phase)	State/ Local Funds (non-matching) (by Phase)	Total Project Funding (by Phase)	Obligation Type (New or Changed)	Project Classification	Project Type
<a href="#">10-10-0002</a>	Local	Grayslake	Washington St.	Atkinson Rd. to Lancer Ln	C	New Multi-use path	CMAQ	540,000	135,000	0	675,000	New Project	Expansion	Bike/Pedestrian
<a href="#">10-10-0030</a>	Local	Round Lake	MacGillis Dr.	Over Squaw Creek	EII	Phase II Engineering	BRR	92,752	23,188	0	115,940	New Project	Modernization	Highway
<a href="#">10-11-0017</a>	Local	Riverwoods	Deerfield Rd.	Milwaukee (IL 21) to Des Plaines River	EII	Phase II Engineering	CMAQ	112,000	28,000	41,673	181,673	New Project	Expansion	Bike/Pedestrian
<a href="#">10-11-0047</a>	Local	Grayslake	Lake St.	IL 120 to St. Paul St.	CE	Construction Engineering	STP-L	68,397	29,313	0	97,710	New Project	Modernization	Highway
<a href="#">10-11-0047</a>	Local	Grayslake	Lake St.	IL 120 to St. Paul St.	C	Reconstruction	STP-L	962,169	413,093	1,714	1,376,976	New Project	Modernization	Highway
<a href="#">10-11-0049</a>	Local	Round Lake	Long Lake Dr.	Lotus Dr. to Sunset Dr.	CE	Construction Engineering	STP-L	32,900	14,100	0	47,000	New Project	Maintenance	Highway
<a href="#">10-11-0049</a>	Local	Round Lake	Long Lake Dr.	Lotus Dr. to Sunset Dr.	C	Resurfacing	STP-L	313,950	141,000	15,050	470,000	New Project	Maintenance	Highway
<a href="#">10-11-0056</a>	Local	Beach Park	Beach Rd.	Manor St to IL 137	C	Reconstruction	STP-L	45,662	11,416	0	57,078	Project Change	Modernization	Highway
<a href="#">10-12-0002</a>	Local	Lake Forest	Robert McClory Bike Path (adjacent to McKinley Rd.)	Illinois Rd. to Woodland Rd.	C	New Multi-use path	STP-E	611,871	152,968	0	764,838	New Project	Expansion	Bike/Pedestrian
<a href="#">10-12-0002</a>	Local	Lake Forest	Robert McClory Bike Path (adjacent to McKinley Rd.)	Illinois Rd. to Woodland Rd.	CE	Construction Engineering	STP-E	73,028	18,257	0	91,285	New Project	Expansion	Bike/Pedestrian
<a href="#">10-12-0003</a>	Local	Buffalo Grove	Aptakistic Rd.	Brandywyn Ln. to Parkway Dr.	C	Adaptive Traffic Control	CMAQ	1,033,110	258,278	0	1,291,388	Project Change	Modernization	Highway



TIP ID	State or Local	Municipality or County	Location	Project Limits	Phase	Work	Fund Source	Federal Funds (by Phase)	Matching Funds (by Phase)	State/Local Funds (non-matching) (by Phase)	Total Project Funding (by Phase)	Obligation Type (New or Changed)	Project Classification	Project Type
<a href="#">10-12-0006</a>	Local	Waukegan	Mathon Dr.	at UP RR	C	Bridge Rehabilitation	STP-L	629,300	157,325	112,375	899,000	New Project	Maintenance	Highway
<a href="#">10-12-0006</a>	Local	Waukegan	Mathon Dr.	at UP RR	CE	Construction Engineering	BRR	379,360	94,840	0	474,200	New Project	Maintenance	Highway
<a href="#">10-12-0006</a>	Local	Waukegan	Mathon Dr.	at UP RR	C	Bridge Rehabilitation	BRR	3,656,800	914,200	0	4,571,000	New Project	Maintenance	Highway
<a href="#">10-12-0006</a>	Local	Waukegan	Mathon Dr.	at UP RR	EII	Phase II Engineering	BRR	257,600	64,400	0	322,000	New Project	Maintenance	Highway
<a href="#">10-12-0018</a>	Local	Mundelein	Carl Sandburg and Washington Schools	1/2 mile radius of schools	EII	Phase II Engineering	SRTS	24,968	0	0	24,968	New Project	Modernization	Bike/Pedestrian
<a href="#">10-13-0015</a>	Local	North Chicago	Sheridan Rd.	MLK Dr. to 24th St.	EI	Preliminary Engineering	CMAQ	17,796	4,449	0	22,245	New Project	Expansion	Bike/Pedestrian
<a href="#">10-14-0001</a>	Local	Highland Park	Forest Ave.	at Hazel Ave.	EI	Preliminary Engineering	BRR	93,931	23,483	0	117,414	New Project	Modernization	Highway
<a href="#">10-14-0002</a>	Local	Highland Park	Park Ave. West	at the Skokie Ditch	EI	Preliminary Engineering	BRR	145,976	36,494	0	182,470	New Project	Modernization	Highway
<a href="#">10-14-0005</a>	Local	Round Lake	Cedar Lake Rd.	Rollins Rd. to Hart Rd.	CE	Construction Engineering	CMAQ	56,888	14,222	0	71,113	New Project	Modernization	Highway
<a href="#">10-14-0005</a>	Local	Round Lake	Cedar Lake Rd.	Rollins Rd. to Hart Rd.	C	Traffic signal interconnect	CMAQ	431,370	107,843	0	539,215	New Project	Modernization	Highway
<a href="#">10-14-0006</a>	Local	Zion	Sheridan Rd.	21st St. to Grand Ave.	CE	Construction Engineering	CMAQ	55,720	13,930	0	69,650	New Project	Modernization	Highway
<a href="#">10-14-0006</a>	Local	Zion	Sheridan Rd.	21st St. to Grand Ave.	C	Traffic signal modernization	CMAQ	1,842,304	460,576	0	2,302,880	New Project	Modernization	Highway
<a href="#">10-14-0007</a>	Local	Round Lake Beach	IL 83	North Ave. to Rollins Rd.	CE	Construction Engineering	CMAQ	35,952	8,988	0	44,940	New Project	Modernization	Highway
<a href="#">10-14-0007</a>	Local	Round Lake Beach	IL 83	North Ave. to Rollins Rd.	C	Traffic signal modernization	CMAQ	762,456	190,614	0	953,070	New Project	Modernization	Highway





TIP ID	State or Local	Municipality or County	Location	Project Limits	Phase	Work	Fund Source	Federal Funds (by Phase)	Matching Funds (by Phase)	State/Local Funds (non-matching) (by Phase)	Total Project Funding (by Phase)	Obligation Type (New or Changed)	Project Classification	Project Type
<a href="#">10-14-0010</a>	Local	Lake County	Lake-Cook Rd.	Lake-Cook Rd.	EI	Preliminary Engineering	CMAQ	212,000	53,000	0	265,000	New Project	Modernization	Transit
<a href="#">10-14-0012</a>	Local	Round Lake	Wilson Rd. Underpass	Litchfield Dr. to Levi Waite Rd.	C	Pedestrian Underpass	TAP-L	1,810,000	452,500	539,250	2,801,750	New Project	Expansion	Bike/Pedestrian
<a href="#">10-14-0023</a>	Local	Wadsworth	Russell Rd.	at CP RR	CE	Construction Engineering	RHGC	26,000	0	0	26,000	New Project	Modernization	Highway
<a href="#">10-14-0023</a>	Local	Wadsworth	Russell Rd.	at Canadian Pacific RR	C	Railroad Crossing Improvements	RHGC	234,000	0	0	234,000	New Project	Modernization	Highway
<a href="#">10-94-0018</a>	Local	Round Lake Park	Peterson Rd.	IL 60 to US 45	C	Add lanes, Intersection Improvements	Local	0	0	10,834,000	10,834,000	New Project	Expansion	Highway
<a href="#">10-98-0055</a>	State	Highland Park	Deerfield Rd.	Over Skokie Ditch	C	Bridge Replacement	BRR	36,219	9,055	0	45,274	Project Change	Modernization	Highway
<a href="#">11-00-0201</a>	State	McHenry County	IL 31 (Algonquin Bypass)	Rakow Rd. to Huntington Ave.	EII	Phase II Engineering	HPP	78,540	19,635	0	98,175	Project Change	Expansion	Highway
<a href="#">11-00-0201</a>	State	McHenry County	IL 31 (Algonquin Bypass)	Rakow Rd. to Huntington Ave.	CE	Construction Engineering	STP-U	559,519	139,879	0	699,398	New Project	Expansion	Highway
<a href="#">11-00-0201</a>	State	McHenry County	IL 31 (Algonquin Bypass)	Rakow Rd. to Huntington Ave.	C	Additional lanes and retaining wall	STP-U	3,730,125	932,530	0	4,662,655	New Project	Expansion	Highway
<a href="#">11-00-0201</a>	State	McHenry County	IL 31 (Algonquin Bypass)	Rakow Rd. to Huntington Ave.	C	Additional lanes and retaining wall	HPP	425,285	106,321	0	531,606	New Project	Expansion	Highway
<a href="#">11-01-0003</a>	Local	McHenry County	Moraine Hills State Park	Dowell Rd.	CE	Construction Engineering	STP-E	102,560	25,640	0	128,200	New Project	Expansion	Bike/Pedestrian
<a href="#">11-01-0003</a>	Local	McHenry County	Moraine Hills State	Dowell Rd.	C	Bicycle Facility	STP-E	923,040	230,760	0	1,153,800	New Project	Expansion	Bike/Pedestrian



TIP ID	State or Local	Municipality or County	Location	Project Limits	Phase	Work	Fund Source	Federal Funds (by Phase)	Matching Funds (by Phase)	State/ Local Funds (non-matching) (by Phase)	Total Project Funding (by Phase)	Obligation Type (New or Changed)	Project Classification	Project Type
			Park											
<a href="#">11-03-0007</a>	Local	McHenry County	IL 31	McCullom Lake Rd. to Front St.	ROW	Right of Way Acquisition	CMAQ	954,118	238,530	0	1,192,648	Project Change	Expansion	Highway
<a href="#">11-04-0001</a>	Local	McHenry County	Johnsburg Rd.	at Chapel Hill	C	Roundabout Intersection	STP-E	290,186	72,547	176,233	538,965	New Project	Modernization	Highway
<a href="#">11-04-0001</a>	Local	McHenry County	Johnsburg Rd.	at Chapel Hill	C	Roundabout Intersection	CMAQ	964,000	241,000	0	1,205,000	New Project	Modernization	Highway
<a href="#">11-04-0001</a>	Local	McHenry County	Johnsburg Rd.	at Chapel Hill	C	Roundabout Intersection	STP-L	866,812	216,703	158,819	1,242,334	New Project	Modernization	Highway
<a href="#">11-06-0024</a>	State	McHenry	IL 176	at Smith Rd.	C	Widening, patching, resurfacing, traffic signals, etc.	STP-U	511,163	127,791	0	638,954	Project Change	Modernization	Highway
<a href="#">11-07-0001</a>	Local	McHenry County	Virginia Rd.	at IL 31	EII	Phase II Engineering	CMAQ	8,275	2,069	0	10,344	Project Change	Expansion	Highway
<a href="#">11-07-0008</a>	State	Crystal Lake	IL 176	at Briarwood & Ohnstad Rds.	C	Reconstruction, Traffic Signals, and Lighting	STP-L	103,333	25,833	0	129,166	Project Change	Modernization	Highway
<a href="#">11-07-0009</a>	Local	Crystal Lake	Main St.	US 14 to Rakow Rd.	C	Widening and Reconstruction	STP-L	1,500,000	375,000	3,837,800	5,712,800	New Project	Modernization	Highway
<a href="#">11-08-0003</a>	Local	Hebron	IL 173	Over Nippersink Creek	C	Bridge Replacement	NHS	191,938	47,985	0	239,923	Project Change	Modernization	Highway
<a href="#">11-08-0008</a>	Local	McHenry County	Dunham Rd.	Over Rush Creek	C	Bridge Replacement	BRR	103,383	25,846	0	129,229	Project Change	Modernization	Highway
<a href="#">11-08-0015</a>	Local	Marengo	IL 23	Over Coon Creek	C	Bridge Replacement	BRR	42,734	10,684	0	53,418	Project Change	Modernization	Highway
<a href="#">11-08-0026</a>	Local	McHenry	Franklinville Rd.	Over Tributary of Kishwaukee River	EII	Phase II Engineering	BRR	115,200	28,800	0	144,000	New Project	Modernization	Highway



TIP ID	State or Local	Municipality or County	Location	Project Limits	Phase	Work	Fund Source	Federal Funds (by Phase)	Matching Funds (by Phase)	State/ Local Funds (non-matching) (by Phase)	Total Project Funding (by Phase)	Obligation Type (New or Changed)	Project Classification	Project Type
<a href="#">11-08-0028</a>	Local	McHenry County	Franklinville Rd.	Over Kishwaukee River	C	Bridge Replacement	BRR	840,000	210,000	0	1,050,000	New Project	Modernization	Highway
<a href="#">11-09-0004</a>	State	McHenry County	US 14	Over Lawrence Creek Tributary	CE	Construction Engineering	STP-U	86,501	21,625	0	108,126	New Project	Modernization	Highway
<a href="#">11-09-0004</a>	State	McHenry County	US 14	Over Lawrence Creek Tributary	C	Culvert Replacement	STP-U	865,010	216,253	0	1,081,263	New Project	Modernization	Highway
<a href="#">11-09-0037</a>	State	McHenry County	IL 176	at IL 23 (Drainage Ditch)	C	Culvert Replacement	BRR	79,474	19,869	0	99,343	Project Change	Modernization	Highway
<a href="#">11-09-0054</a>	Local	Algonquin	Bunker Hill Dr.	Sq. Barn Rd. to Saratoga Circle	CE	Construction Engineering	STP-L	66,800	16,700	0	83,500	New Project	Maintenance	Highway
<a href="#">11-09-0054</a>	Local	Algonquin	Bunker Hill Dr.	Sq. Barn Rd. to Saratoga Circle	C	Resurfacing	STP-L	786,242	196,561	44,426	1,027,228	New Project	Maintenance	Highway
<a href="#">11-11-0008</a>	Local	Spring Grove	Winn Rd.	Elk Dr. to Martin Dr.	EII	Phase II Engineering	STP-E	19,942	4,986	0	24,928	New Project	Expansion	Bike/Pedestrian
<a href="#">11-11-0019</a>	Local	Harvard	Marengo Rd.	IL 173 to Mokeler Creek	CE	Construction Engineering	BRR	40,200	10,050	0	50,250	New Project	Maintenance	Highway
<a href="#">11-11-0019</a>	Local	Harvard	Marengo Rd.	IL 173 to Mokeler Creek	C	Bridge Rehabilitation	BRR	376,000	94,000	22,950	492,950	New Project	Maintenance	Highway
<a href="#">11-12-0001</a>	Local	Lake in the Hills	Jessie Rd.	Over Crystal Creek	CE	Construction Engineering	BRR	38,812	9,703	0	48,515	New Project	Modernization	Highway
<a href="#">11-12-0001</a>	Local	Lake in the Hills	Jessie Rd.	Over Crystal Creek	C	Bridge Replacement	BRR	260,000	65,000	5,317	330,317	New Project	Modernization	Highway



TIP ID	State or Local	Municipality or County	Location	Project Limits	Phase	Work	Fund Source	Federal Funds (by Phase)	Matching Funds (by Phase)	State/ Local Funds (non-matching) (by Phase)	Total Project Funding (by Phase)	Obligation Type (New or Changed)	Project Classification	Project Type
<a href="#">11-12-0002</a>	Local	Lake in the Hills	Hilltop Dr.	Over Woods Creek	C	Bridge Rehabilitation	BRR	320,000	80,000	0	400,000	New Project	Maintenance	Highway
<a href="#">11-12-0002</a>	Local	Lake in the Hills	Hilltop Dr.	Over Woods Creek	CE	Construction Engineering	BRR	47,000	11,750	0	58,750	New Project	Maintenance	Highway
<a href="#">11-12-0006</a>	Local	Algonquin	Randall Rd.	Golden Eagle Dr. and Stonegate Rd.	ROW	Right of Way Acquisition	CMAQ	320,000	80,000	495,000	895,000	New Project	Modernization	Bike/Pedestrian
<a href="#">11-12-0009</a>	Local	Woodstock	Dean St.	Kimball Ave. to Prairie Ridge Dr.	CE	Construction Engineering	SRTS	25,000	0	0	25,000	New Project	Modernization	Pedestrian
<a href="#">11-12-0009</a>	Local	Woodstock	Dean St.	Kimball Ave. to Prairie Ridge Dr.	C	Sidewalk Improvements	SRTS	170,450	0	0	170,450	New Project	Modernization	Pedestrian
<a href="#">11-12-0021</a>	Local	Barrington Hills	Cuba Rd.	Over Flint Creek	EII	Phase II Engineering	BRR	117,448	29,362	0	146,810	New Project	Modernization	Highway
<a href="#">11-13-0011</a>	Local	Cary	Jandus Cut Off Rd.	UP RR to US 14	C	Reconstruction	STP-L	996,800	249,200	254,000	1,500,000	New Project	Modernization	Highway
<a href="#">11-13-0011</a>	Local	Cary	Jandus Cut Off Rd.	UP RR to US 14	CE	Construction Engineering	STP-L	107,600	26,900	0	134,500	New Project	Modernization	Highway
<a href="#">11-13-0012</a>	Local	Bull Valley	Country Club Rd.	Queen Anne Rd. to Fleming Rd.	C	Resurfacing	STP-L	340,000	85,000	0	425,000	Project Change	Maintenance	Highway
<a href="#">11-13-0018</a>	State	Woodstock	US 14 (NW Highway)	Bunker Hill Rd. to IL 47	CE	Construction Engineering	HSIP	210,150	23,350	0	233,500	New Project	Modernization	Highway
<a href="#">11-13-0018</a>	State	Woodstock	US 14 (NW Highway)	Bunker Hill Rd. to IL 47	C	Shoulders, rumble strips, guardrail and other work	HSIP	1,891,350	210,150	0	2,101,500	New Project	Modernization	Highway



TIP ID	State or Local	Municipality or County	Location	Project Limits	Phase	Work	Fund Source	Federal Funds (by Phase)	Matching Funds (by Phase)	State/ Local Funds (non-matching) (by Phase)	Total Project Funding (by Phase)	Obligation Type (New or Changed)	Project Classification	Project Type
<a href="#">11-14-0001</a>	Local	McHenry County	Justen Rd.	Over Fox River Tributary	EI	Preliminary Engineering	BRR	99,920	24,980	0	124,900	New Project	Modernization	Highway
<a href="#">12-00-0040</a>	State	University Park	I-57	at Stuenkel Rd.	CE	Construction Engineering	NHPP	1,716,836	190,912	1,368	1,909,115	Project Change	Expansion	Highway
<a href="#">12-00-0040</a>	State	University Park	I-57	at Stuenkel Rd.	C	Interchange Reconstruction	NHPP	6,414,573	722,791	90,548	7,227,912	Project Change	Expansion	Highway
<a href="#">12-00-0040</a>	State	University Park	I-57	at Stuenkel Rd.	C	Interchange Reconstruction	STP-U	42,626	5,328	5,328	53,282	Project Change	Expansion	Highway
<a href="#">12-00-0043</a>	Local	Will County	151st St.	Archer Ave. to Farrel Rd.	C	Reconstruction	STP-L	1,200	300	0	1,500	Project Change	Modernization	Highway
<a href="#">12-02-0007</a>	Local	Will County	Old Monee Rd.	Over Thorn Creek	C	Bridge Replacement	BRR	1,066	267	0	1,333	Project Change	Modernization	Highway
<a href="#">12-04-0017</a>	Local	Will County	88th Ave.	Over Forked Creek	C	Bridge Replacement	BRR	2,200	550	0	2,750	Project Change	Modernization	Highway
<a href="#">12-08-0028</a>	Local	Minooka	Minooka Rd.	at I-80	CE	Construction Engineering	NHPP	778,542	86,505	0	865,047	New Project	Modernization	Highway
<a href="#">12-08-0028</a>	Local	Minooka	Minooka Rd.	at I-80	C	Bridge Replacement	NHPP	5,190,283	576,698	0	5,766,981	New Project	Modernization	Highway
<a href="#">12-09-0088</a>	Local	Joliet	Moen Ave.	Houbolt Rd. to Larkin Ave.	EII	Phase II Engineering	STP-L	221,429	55,357	0	276,786	New Project	Modernization	Highway
<a href="#">12-10-0001</a>	Local	Romeoville	135th St.	Metra Parking lot	EI	Preliminary Engineering	CMAQ	47,600	11,900	0	59,500	Project Change	Expansion	Transit
<a href="#">12-10-0018</a>	Local	Joliet	Canton Farm Rd.	Over DuPage River	EII	Phase II Engineering	BRR	132,190	33,048	0	165,237	New Project	Modernization	Highway
<a href="#">12-10-0029</a>	Local	Joliet	Washington St.	Over Spring Creek	EII	Phase II Engineering	BRR	8,208	2,052	0	10,260	Project Change	Modernization	Highway
<a href="#">12-10-0029</a>	Local	Joliet	Washington St.	Over Spring Creek	CE	Construction Engineering	BRR	119,315	29,829	0	149,144	New Project	Modernization	Highway



TIP ID	State or Local	Municipality or County	Location	Project Limits	Phase	Work	Fund Source	Federal Funds (by Phase)	Matching Funds (by Phase)	State/ Local Funds (non-matching) (by Phase)	Total Project Funding (by Phase)	Obligation Type (New or Changed)	Project Classification	Project Type
<a href="#">12-10-0029</a>	Local	Joliet	Washington St.	Over Spring Creek	C	Bridge Replacement	BRR	1,022,685	255,671	0	1,278,357	New Project	Modernization	Highway
<a href="#">12-11-0040</a>	Local	Romeoville	IL 53	Murphy Dr. to Taylor Rd.	C	Intersection Reconstruction	STP-L	93,958	23,490	0	117,448	Project Change	Modernization	Highway
<a href="#">12-11-0041</a>	Local	Manhattan	Bruns Rd.	Gougar Rd. to Cedar Rd.	CE	Construction Engineering	STP-L	40,000	10,000	0	50,000	New Project	Modernization	Highway
<a href="#">12-11-0041</a>	Local	Manhattan	Bruns Rd.	Gougar Rd. to Cedar Rd.	C	Resurfacing	STP-L	316,959	79,240	0	396,199	New Project	Modernization	Highway
<a href="#">12-11-0046</a>	Local	Minooka	Minooka Rd.	at I-80	CE	Construction Engineering	STP-L	45,000	11,250	0	56,250	New Project	Modernization	Highway
<a href="#">12-11-0046</a>	Local	Minooka	Minooka Rd.	at I-80	C	New water main	STP-L	352,786	88,197	195,268	636,250	New Project	Modernization	Highway
<a href="#">12-11-0048</a>	Local	Lockport	Garfield St.	9th St. to Division St.	CE	Construction Engineering	STP-L	115,215	28,804	0	144,019	New Project	Modernization	Highway
<a href="#">12-11-0048</a>	Local	Lockport	Garfield St.	9th St. to Division St.	C	Intersection Reconstruction	STP-L	865,213	216,303	0	1,081,516	New Project	Modernization	Highway
<a href="#">12-12-0002</a>	Local	Homer Glenn	Homer Glen Community Trail	Maringale Lane to 159th St.	EII	Phase II Engineering	CMAQ	31,168	7,792	0	38,960	New Project	Expansion	Bike/Pedestrian
<a href="#">12-12-0006</a>	State	Joliet	US 30	at I-55	CE	Construction Engineering	CMAQ	302,248	78,025	0	380,273	New Project	Modernization	Highway
<a href="#">12-12-0006</a>	State	Joliet	US 30	at I-55	C	Additional Turn Lanes	CMAQ	2,014,986	523,784	0	2,538,770	New Project	Modernization	Highway
<a href="#">12-12-0007</a>	State	Lockport, Romeoville, and Lemont	New Ave.	from Cook Co. line to IL 171	C	Milled rumble strip and guardrail replacement.	HSIP	1,376,961	162,000	81,039	1,620,000	New Project	Modernization	Highway
<a href="#">12-12-0007</a>	State	Lockport, Romeoville, and Lemont	New Ave.	from Cook Co. line to IL 171	CE	Construction Engineering	HSIP	135,269	18,000	26,731	180,000	New Project	Modernization	Highway



TIP ID	State or Local	Municipality or County	Location	Project Limits	Phase	Work	Fund Source	Federal Funds (by Phase)	Matching Funds (by Phase)	State/ Local Funds (non-matching) (by Phase)	Total Project Funding (by Phase)	Obligation Type (New or Changed)	Project Classification	Project Type
<a href="#">12-12-0010</a>	State	Will County	US 6 (Southwest Hwy)	at Parker Rd.	ROW	Right of Way Acquisition	CMAQ	160,000	40,000	0	200,000	New Project	Maintenance	Highway
<a href="#">12-12-0018</a>	Local	Will County	Richton Rd.	Over Plum Creek	CE	Construction Engineering	BRR	152,000	38,000	8,336	198,336	New Project	Modernization	Highway
<a href="#">12-12-0018</a>	Local	Will County	Richton Rd.	Over Plum Creek	C	Bridge Replacement	BRR	819,906	204,977	155,118	1,180,000	New Project	Modernization	Highway
<a href="#">12-12-0019</a>	Local	Lockport	Various	Various locations in Lockport	C	Sidewalk construction and pavement markings	SRTS	250,000	0	31,490	281,490	New Project	Modernization	Pedestrian
<a href="#">12-12-0035</a>	Local	Braidwood	Various	City of Braidwood	EII	Phase II Engineering	SRTS	14,290	0	0	14,290	New Project	Modernization	Bike/Pedestrian
<a href="#">12-13-0001</a>	Local	Homer Glenn	151st St.	at Parker Rd.	CE	Construction Engineering	STP-L	116,000	29,000	0	145,000	New Project	Modernization	Highway
<a href="#">12-13-0001</a>	Local	Homer Glenn	151st St.	at Parker Rd.	C	Intersection improvement	STP-L	1,265,600	316,400	0	1,582,000	New Project	Modernization	Highway
<a href="#">12-13-0007</a>	Local	Frankfort	Pfeiffer Rd.	Sauk Trail to Old Plank Trail	EII	Phase II Engineering	TAP-L	31,200	7,800	0	39,000	New Project	Expansion	Bike/Pedestrian
<a href="#">12-13-0024</a>	Local	Joliet	Abe St.	Over Spring Creek	EI	Preliminary Engineering	BRR	92,885	23,221	0	116,106	New Project	Maintenance	Highway
<a href="#">12-14-0001</a>	State	Joliet	I-80	Will/Grundy Line to Houbult Rd.	CE	Construction Engineering	HSIP	16,436	1,826	0	18,262	New Project	Maintenance	Highway
<a href="#">12-14-0001</a>	State	Joliet	I-80	Will/Grundy Line to Houbult Rd.	C	Guardrail removal and replacements	HSIP	164,355	18,262	0	182,617	New Project	Maintenance	Highway
<a href="#">12-14-0004</a>	State	Will County	I-55 (Stevenson Expressway)	at Blodgett Rd. @ Grant Creek	C	Bridge Replacement	NHPP	1,233,225	137,025	0	1,370,250	New Project	Modernization	Highway
<a href="#">12-14-0004</a>	State	Will County	I-55 (Stevenson)	at Blodgett Rd. @ Grant	CE	Construction Engineering	NHPP	182,700	20,300	0	203,000	New Project	Modernization	Highway



TIP ID	State or Local	Municipality or County	Location	Project Limits	Phase	Work	Fund Source	Federal Funds (by Phase)	Matching Funds (by Phase)	State/ Local Funds (non-matching) (by Phase)	Total Project Funding (by Phase)	Obligation Type (New or Changed)	Project Classification	Project Type
			Expressway)	Creek										
<a href="#">12-14-0004</a>	State	Will County	I-55 (Stevenson Expressway)	at Blodgett Rd. @ Grant Creek	C	Bridge Replacement	STP-U	410,000	45,675	1,075	456,750	New Project	Modernization	Highway
<a href="#">12-14-0005</a>	Local	Will County	Danne Rd.	Over Plum Creek	EI	Preliminary Engineering	BRR	84,507	21,127	0	105,634	New Project	Modernization	Highway
<a href="#">12-14-0009</a>	Local	Lockport	Second St.	American Rd. to Canal St.	EI	Preliminary Engineering	BRR	143,545	35,886	0	179,431	New Project	Modernization	Highway
<a href="#">12-14-0010</a>	State	Homer Glen	159th St.	Gougar Rd. to W. of Ravinia Ave.	CE	Construction Engineering	NHPP	40,000	10,000	0	50,000	New Project	Maintenance	Highway
<a href="#">12-14-0010</a>	State	Homer Glen	159th St.	Gougar Rd. to W. of Ravinia Ave.	C	Tree Removal	NHPP	360,000	90,000	0	450,000	New Project	Maintenance	Highway
<a href="#">12-97-0006</a>	State	Lockport	IL 7	I-355 to Will-Cook Rd.	EII	Phase II Engineering	HPP	800,000	200,000	0	1,000,000	New Project	Expansion	Highway
<a href="#">12-97-0006</a>	State	Lockport	IL 7	I-355 to Will-Cook Rd.	CE	Construction Engineering	ILL	0	0	2,715,624	2,715,624	New Project	Expansion	Highway
<a href="#">12-98-0008</a>	State	Will County	Arsenal Rd.	I-55 Interchange	CE	Construction Engineering	STP-U	122,800	30,700	0	153,500	New Project	Modernization	Highway
<a href="#">12-98-0008</a>	State	Will County	Arsenal Rd.	I-55 Interchange	C	Reconstruction and widening	STP-U	1,104,800	276,200	500	1,381,500	New Project	Modernization	Highway
<a href="#">13-10-0005</a>	Local	Chicago	Norfolk Southern Railyard	Norfolk Southern Rail Yard	C	15 Diesel Retrofit Switcher Engines	CMAQ	15,704,000	3,926,000	4,530,000	24,160,000	New Project	Modernization	Other
<a href="#">13-13-0018</a>	State	District 1	Various	Cook, Lake, McHenry Co	CE	Construction Engineering	HSIP	14,475	1,608	0	16,084	New Project	Modernization	Highway





TIP ID	State or Local	Municipality or County	Location	Project Limits	Phase	Work	Fund Source	Federal Funds (by Phase)	Matching Funds (by Phase)	State/ Local Funds (non-matching) (by Phase)	Total Project Funding (by Phase)	Obligation Type (New or Changed)	Project Classification	Project Type
<a href="#">13-13-0018</a>	State	District 1	Various	Cook, Lake, McHenry Co	C	Wrong way driving ramp signage and pavement markings.	HSIP	144,756	16,084	0	160,840	New Project	Modernization	Highway
<a href="#">13-13-0018</a>	State	N/A	Various	Cook, DuPage, Kane Counties	C	Wrong way driving ramp signage and pavement markings.	HSIP	155,084	17,232	0	172,317	New Project	Modernization	Highway
<a href="#">13-13-0018</a>	State	N/A	Various	Cook, DuPage, Kane Counties	CE	Construction Engineering	HSIP	15,509	1,732	80	17,321	New Project	Modernization	Highway
<a href="#">13-14-0001</a>	Local	Chicago	Various	Chicago Area Green Fleet Program	IMP	To purchase/convert alternate fuel vehicles	CMAQ	3,000,000	750,000	2,250,000	6,000,000	New Project	Modernization	Other
<a href="#">13-14-0003</a>	State	McHenry County	IL 173	at W&S RR (west of Keystone Rd.)	CE	Construction Engineering	HSIP	4,000	0	0	4,000	New Project	Modernization	Highway
<a href="#">13-14-0003</a>	State	Chicago	106th St.	BRC RR W. of Torrence Ave.	CE	Construction Engineering	HSIP	7,450	0	0	7,450	New Project	Modernization	Highway
<a href="#">13-14-0003</a>	State	Chicago	106th St.	BRC RR W. of Torrence Ave.	C	Railroad Crossing Improvements	HSIP	364,960	0	0	364,960	New Project	Modernization	Highway
<a href="#">13-14-0003</a>	State	Lansing	IL 83	CSXT south of 182nd St.	CE	Construction Engineering	HSIP	2,000	0	0	2,000	New Project	Modernization	Highway
<a href="#">13-14-0003</a>	State	Lansing	IL 83	CSXT south of 182nd St.	C	Railroad Crossing Improvements	HSIP	98,000	0	0	98,000	New Project	Modernization	Highway
<a href="#">13-14-0003</a>	State	Chicago	Columbus Ave.	at CSXT north of 83rd St.	CE	Construction Engineering	HSIP	2,000	0	0	2,000	New Project	Modernization	Highway



TIP ID	State or Local	Municipality or County	Location	Project Limits	Phase	Work	Fund Source	Federal Funds (by Phase)	Matching Funds (by Phase)	State/ Local Funds (non-matching) (by Phase)	Total Project Funding (by Phase)	Obligation Type (New or Changed)	Project Classification	Project Type
<a href="#">13-14-0003</a>	State	Chicago	Columbus Ave.	at CSXT north of 83rd St.	C	Railroad Crossing Improvements	HSIP	98,000	0	0	98,000	New Project	Modernization	Highway
<a href="#">13-14-0003</a>	State	Lansing	Burnham Ave.	CSXT south of 186th St.	CE	Construction Engineering	HSIP	3,000	0	0	3,000	New Project	Modernization	Highway
<a href="#">13-14-0003</a>	State	Lansing	Burnham Ave.	CSXT south of 186th St.	C	Railroad Crossing Improvements	HSIP	147,000	0	0	147,000	New Project	Modernization	Highway
<a href="#">13-14-0003</a>	State	McHenry County	IL 173	at W&S RR (west of Keystone Rd.)	C	Railroad Crossing Improvements	HSIP	196,000	0	0	196,000	New Project	Modernization	Highway
<a href="#">15-14-0003</a>	State	District 1	Various	District 1	CE	Construction Engineering	RHGC	15,000	0	0	15,000	New Project	Maintenance	Highway
<a href="#">15-14-0003</a>	State	District 1	Various	District 1	C	Railroad Crossing Improvements	RHGC	300,000	0	0	300,000	New Project	Maintenance	Highway
<a href="#">15-14-0003</a>	State	District 1	Various	District 1	CE	Construction Engineering	RHGC	15,000	0	0	15,000	New Project	Maintenance	Highway
<a href="#">15-14-0003</a>	State	District 1	Various	District 1	C	Railroad Crossing Improvements	RHGC	300,000	0	0	300,000	New Project	Maintenance	Highway
<a href="#">15-14-0003</a>	State	District 1	Various	District 1	CE	Construction Engineering	RHGC	20,000	0	0	20,000	New Project	Maintenance	Highway
<a href="#">17-14-0002</a>	State	Various	I-55 (Stevenson Expressway)	IL 50 (Cicero Ave.) to I-94/94	CE	Construction Engineering	CMAQ	19,800	2,200	0	22,000	New Project	Modernization	Highway
<a href="#">17-14-0002</a>	State	Various	I-55 (Stevenson Expressway)	IL 50 (Cicero Ave.) to I-94/94	C	Sign installation for bus on shoulder	CMAQ	178,200	19,800	0	198,000	New Project	Modernization	Highway
<a href="#">09-Not in TIP</a>	Local	Oswego	Wolf's Crossing Rd.	Over Wabaunsee Creek	C	Emergency repairs from April 2013 floods	ER	24,593	0	0	24,593	New Project	Maintenance	Highway



TIP ID	State or Local	Municipality or County	Location	Project Limits	Phase	Work	Fund Source	Federal Funds (by Phase)	Matching Funds (by Phase)	State/ Local Funds (non-matching) (by Phase)	Total Project Funding (by Phase)	Obligation Type (New or Changed)	Project Classification	Project Type
<a href="#">13-Not in TIP</a>	State	Cook County	Various	5 locations in Cook County	C	Emergency repairs from April 2013 floods	ER	58,223	0	0	58,223	New Project	Maintenance	Highway
<a href="#">08-Not in TIP</a>	State	DuPage County	Various	DuPage County	C	Emergency repairs from April 2013 floods	ER	12,228	0	0	12,228	New Project	Maintenance	Highway
<a href="#">12-Not in TIP</a>	State	Will County	Various	Will County	C	Emergency repairs from April 2013 floods	ER	16,040	0	0	16,040	New Project	Maintenance	Highway





## **Non-Federally Funded Road Projects**

***(Interstates, Highways, Streets, Bridges, Bicycle, Pedestrian, etc.)***

This section lists projects that did not use federal transportation funds for any phase of a road project. The vast majority of these projects are funded by Illinois Department of Transportation (IDOT) using state resources, but in some cases local funds are also used. This section does not include obligation estimates for projects that were funded solely by municipalities or townships.





**Table 2. FFY14 Non-Federally Funded Project Phases**

TIP ID	State or Local	Municipality	Location	Project Limits	Phase	Work	Fund Source	State/Local Funds (non-matching) (by Phase)	Total Project Funding (by Phase)	Obligation Type (New or Changed)	Project Classification	Project Type
<a href="#">01-06-0002</a>	Local	Chicago	43rd St.	At Lake Shore Dr.	EII	Phase II Engineering	ILL	120,000	120,000	New Project	Expansion	Bike/Pedestrian
<a href="#">01-08-0016</a>	State	Chicago	Torrence Ave.	Grand Calumet River	EII	Phase II Engineering	ILL	559,401	559,401	New Project	Modernization	Highway
<a href="#">01-08-0020</a>	State	Chicago	Congress Parkway	Over South Branch of the Chicago River	EII	Phase II Engineering	ILL	156,635	156,635	New Project	Modernization	Highway
<a href="#">01-09-0032</a>	State	Chicago	I-55 (Stevenson Expressway)	I-94 (Dan Ryan Expressway) to US 41 (Lake Shore Dr.)	EII	Phase II Engineering	ILL	1,367,903	1,367,903	New Project	Modernization	Highway
<a href="#">01-11-0003</a>	State	Chicago	Roosevelt Rd.	Laramie Ave. to Pulaski Rd.	C	Resurfacing	ILL	847,999	847,999	New Project	Maintenance	Highway
<a href="#">01-11-0010</a>	State	Chicago	US 12/US 45/Mannheim Rd.	IL 72 (Higgins Rd.) to IL 19 (Irving Park Rd.)	ROW	Right of Way Acquisition	ILL	777	777	New Project	Expansion	Highway
<a href="#">01-12-0019</a>	State	Chicago	Circle Interchange	I-90/I-94/I-290	EI	Preliminary Engineering	ILL	1,734,166	1,734,166	New Project	Expansion	Highway
<a href="#">01-12-0019</a>	State	Chicago	Circle Interchange	I-90/I-94/I-290	C	Water mains Materials Procurement	ILL	1,261,462	1,261,462	New Project	Expansion	Highway
<a href="#">01-12-0019</a>	State	Chicago	Circle Interchange	I-90/I-94/I-290	C	Tunnel Bulkheading	ILL	284,000	284,000	New Project	Expansion	Highway
<a href="#">01-12-0019</a>	State	Chicago	Circle Interchange	I-90/I-94/I-290	C	Landscaping	ILL	221,009	221,009	New Project	Expansion	Highway
<a href="#">01-12-0019</a>	State	Chicago	Circle Interchange	I-90/I-94/I-290	CE	Construction Engineering	ILL	3,259,740	3,259,740	New Project	Expansion	Highway
<a href="#">01-12-0019</a>	State	Chicago	Circle Interchange	I-90/I-94/I-290	CE	Construction Engineering	ILL	249,999	249,999	New Project	Expansion	Highway
<a href="#">01-12-0019</a>	State	Chicago	Circle Interchange	I-90/I-94/I-290	C	Utility Adjustment	ILL	202,170	202,170	New Project	Expansion	Highway
<a href="#">01-12-0019</a>	State	Chicago	Circle Interchange	I-90/I-94/I-290	CE	Construction Engineering	ILL	3,685,401	3,685,401	New Project	Expansion	Highway
<a href="#">01-13-0016</a>	State	Chicago	I-290 (Eisenhower)	Kostner Ave. to Central	EI	Preliminary Engineering	ILL	249,999	249,999	New Project	Maintenance	Highway



TIP ID	State or Local	Municipality	Location	Project Limits	Phase	Work	Fund Source	State/Local Funds (non-matching) (by Phase)	Total Project Funding (by Phase)	Obligation Type (New or Changed)	Project Classification	Project Type
			Expy)	Park Blvd.								
<a href="#">01-13-0017</a>	State	Chicago	I-290 (Eisenhower Expy)	Homan Ave. to Oakley Blvd.	EI	Preliminary Engineering	ILL	249,999	249,999	New Project	Maintenance	Highway
<a href="#">01-13-0018</a>	State	Chicago	I-290 (Eisenhower Expy)	Leavitt St. to Racine Ave.	EI	Preliminary Engineering	ILL	249,999	249,999	New Project	Maintenance	Highway
<a href="#">01-14-0002</a>	State	Chicago	I-55 (Stevenson Expressway)	at US 41	C	Bridge Repairs	ILL	548,946	548,946	New Project	Maintenance	Highway
<a href="#">01-94-0089</a>	State	Chicago	I-90 (Kennedy Expy)	at Cumberland Ave.	EII	Phase II Engineering	ILL	83,841	83,841	New Project	Modernization	Mixed
01-Not in TIP	State	Chicago	Central Ave.	at BRC RR (54th St.)	EI	Preliminary Engineering	ILL	1,200,000	1,200,000	New Project	Maintenance	Highway
01-Not in TIP	Local	Chicago	Ashland Ave.	Irving Park Rd. to Lawrence Ave.	C	Resurfacing	County	1,390,000	1,390,000	New Project	Maintenance	Highway
01-Not in TIP	Local	Chicago	Various	City of Chicago	C	Resurfacing	County	1,606,000	1,606,000	New Project	Maintenance	Highway
<a href="#">02-02-0004</a>	State	Northbrook	IL 68 (Dundee Rd.)	Middle Fork North Branch Chicago River 0.8 Miles East of IL 43 (Waukegan Rd.)	EII	Phase II Engineering	ILL	48,017	48,017	New Project	Modernization	Highway
<a href="#">02-02-0004</a>	State	Northbrook	IL 68 (Dundee Rd.)	Middle Fork North Branch Chicago River 0.8 Miles East of IL 43 (Waukegan Rd.)	ROW	Right of Way Acquisition	ILL	3,822	3,822	New Project	Modernization	Highway
<a href="#">02-11-0016</a>	State	Glencoe, Winnetka	Sheridan Rd.	at McHenry Rd. / Wheeling Rd.	ROW	Right of Way Acquisition	ILL	2,441	2,441	New Project	Maintenance	Other





TIP ID	State or Local	Municipality	Location	Project Limits	Phase	Work	Fund Source	State/Local Funds (non-matching) (by Phase)	Total Project Funding (by Phase)	Obligation Type (New or Changed)	Project Classification	Project Type
<a href="#">02-12-0010</a>	State	Skokie	McCormick Blvd.	Howard St. to Touhy Ave.	C	Drainage Improvements	ILL	330,000	330,000	New Project	Modernization	Other
<a href="#">02-94-0001</a>	State	Prospect Heights, Glenview	Willow Rd.	at Sauk Trail	EII	Phase II Engineering	ILL	27,089	27,089	New Project	Modernization	Highway
02-Not in TIP	Local	Northbrook	Sanders Rd.	Techny Rd. to Lake Cook Rd.	C	Resurfacing	County	3,096,000	3,096,000	New Project	Maintenance	Highway
02-Not in TIP	Local	Skokie	Crawford Ave.	at Church St.	C	Intersection improvement	County	388,000	388,000	New Project	Modernization	Highway
02-Not in TIP	State	Glenview	Central Rd.	at Dearlove Rd.	C	Drainage Improvements	ILL	96,640	96,640	New Project	Maintenance	Highway
<a href="#">03-00-0011</a>	State	Wheeling	Wolf Rd.	IL 56 (Butterfield Rd.) to Osage Ave.	EII	Phase II Engineering	ILL	130,000	130,000	New Project	Modernization	Highway
<a href="#">03-00-0011</a>	State	Wheeling	Wolf Rd.	at County Farm Rd.	ROW	Right of Way Acquisition	ILL	9,646	9,646	New Project	Modernization	Highway
<a href="#">03-00-0016</a>	State	Des Plaines	Des Plaines River Rd.	US 12 (Rand Rd.) to 0.4 miles North of Touhy Ave.	EII	Phase II Engineering	ILL	84,189	84,189	New Project	Modernization	Highway
<a href="#">03-06-0018</a>	State	Niles	Harts Rd.	Over North Branch of Chicago River.	ROW	Right of Way Acquisition	ILL	28,201	28,201	New Project	Modernization	Highway
<a href="#">03-09-0065</a>	State	Rolling Meadows	IL 58	Munn Rd. to Sand Lake Rd.	C	Resurfacing	ILL	1,030,000	1,030,000	New Project	Maintenance	Highway
<a href="#">03-10-0034</a>	State	Elgin	Bluff City Blvd.	US 14 to Rakow Rd.	C	Resurfacing	ILL	315,000	315,000	New Project	Maintenance	Highway
<a href="#">03-12-0008</a>	State	Arlington Heights	IL 68 (Dundee Rd.)	at Kennicott Ave.	ROW	Right of Way Acquisition	ILL	180	180	New Project	Modernization	Highway
<a href="#">03-12-0008</a>	State	Arlington Heights	IL 68 (Dundee Rd.)	at North Wilke Rd.	ROW	Right of Way Acquisition	ILL	206	206	New Project	Modernization	Highway
<a href="#">03-12-0009</a>	State	Streamwood	IL 19 (Irving Park Rd.)	at IL 59	ROW	Right of Way Acquisition	ILL	401	401	New Project	Modernization	Highway
<a href="#">03-12-0014</a>	State	Wheeling	IL 68	at McHenry	ROW	Right of Way	ILL	4,644	4,644	New Project	Modernization	Highway



TIP ID	State or Local	Municipality	Location	Project Limits	Phase	Work	Fund Source	State/Local Funds (non-matching) (by Phase)	Total Project Funding (by Phase)	Obligation Type (New or Changed)	Project Classification	Project Type
			(Dundee Rd.)	Rd. / Wheeling Rd.		Acquisition						
<a href="#">03-12-0023</a>	State	Schaumburg	Barrington Rd.	IL 72 to Schaumburg Rd.	C	Resurfacing	ILL	1,735,000	1,735,000	New Project	Maintenance	Highway
<a href="#">03-12-0023</a>	State	Schaumburg	Barrington Rd.	US 20 (Lake St.) to Schaumburg Rd.	C	Resurfacing	ILL	1,790,000	1,790,000	New Project	Maintenance	Highway
<a href="#">03-12-0035</a>	State	Bartlett	US 20 (Lake St.)	at IL 59	EI	Preliminary Engineering	ILL	256,480	256,480	New Project	Modernization	Highway
<a href="#">03-12-0035</a>	State	Bartlett	US 20 (Lake St.)	at IL 59	EII	Phase II Engineering	ILL	249,000	249,000	New Project	Modernization	Highway
<a href="#">03-12-0035</a>	State	Bartlett	US 20 (Lake St.)	at IL 59	ROW	Right of Way Acquisition	ILL	7,810	7,810	New Project	Modernization	Highway
<a href="#">03-13-0009</a>	State	Hoffman Estates	IL 62 (Algonquin Rd.)	Penny Rd. to Roselle Rd.	C	Pavement Patching	ILL	2,331,015	2,331,015	New Project	Maintenance	Highway
<a href="#">03-96-0004</a>	State	Regional	I-90 (Jane Addams Tollway)	Elgin to IL 43 (Harlem Ave.)	EI	Preliminary Engineering	ILL	1,375,000	1,375,000	New Project	Expansion	Highway
<a href="#">03-96-0004</a>	Local	Regional	I-90 (Jane Addams Memorial Tollway)	Lee St. to Kennedy Expressway	C	Retaining Wall	Tollway	12,758,484	12,758,484	New Project	Expansion	Highway
<a href="#">03-96-0004</a>	Local	Regional	I-90 (Jane Addams Memorial Tollway)	Mt. Prospect Rd. to Lee St.	C	Retaining Wall	Tollway	31,957,038	31,957,038	New Project	Expansion	Highway
<a href="#">03-96-0004</a>	Local	Regional	I-90 (Jane Addams Memorial Tollway)	Higgins to IL 53	C	Noise Abatement and Retaining Wall	Tollway	21,975,249	21,975,249	New Project	Expansion	Highway
<a href="#">03-96-0004</a>	Local	Regional	I-90 (Jane Addams Memorial Tollway)	IL 25 to IL 59	C	Noise Abatement and Retaining Wall	Tollway	12,177,503	12,177,503	New Project	Expansion	Highway
<a href="#">03-96-0004</a>	Local	Regional	I-90 (Jane Addams Memorial Tollway)	Higgins Rd. overpass	C	Bridge Reconstruction	Tollway	36,623,122	36,623,122	New Project	Expansion	Highway



TIP ID	State or Local	Municipality	Location	Project Limits	Phase	Work	Fund Source	State/Local Funds (non-matching) (by Phase)	Total Project Funding (by Phase)	Obligation Type (New or Changed)	Project Classification	Project Type
			Memorial Tollway)									
<a href="#">03-96-0004</a>	Local	Regional	I-90 (Jane Addams Memorial Tollway)	Barrington Rd. overpass/inter change	C	Bridge Reconstruction	Tollway	15,989,031	15,989,031	New Project	Expansion	Highway
<a href="#">03-96-0004</a>	Local	Regional	I-90 (Jane Addams Memorial Tollway)	Kennedy Expressway to Elgin Toll Plaza	CE	Construction Engineering	Tollway	3,081,271	3,081,271	New Project	Expansion	Highway
<a href="#">03-96-0004</a>	Local	Regional	I-90 (Jane Addams Memorial Tollway)	Kennedy Expressway to Elgin Toll Plaza	CE	Construction Engineering	Tollway	6,105,035	6,105,035	New Project	Expansion	Highway
<a href="#">03-96-0004</a>	Local	Regional	I-90 (Jane Addams Memorial Tollway)	Lee St. overpass	C	Bridge Reconstruction	Tollway	12,268,463	12,268,463	New Project	Expansion	Highway
<a href="#">03-96-0004</a>	Local	Regional	I-90 (Jane Addams Memorial Tollway)	Kennedy Expressway to Elgin Toll Plaza	C	ITS system relocation	Tollway	1,987,005	1,987,005	New Project	Expansion	Highway
<a href="#">03-96-0004</a>	Local	Regional	I-90 (Jane Addams Memorial Tollway)	Kennedy Expressway to Elgin Toll Plaza	CE	Construction Engineering	Tollway	1,199,351	1,199,351	New Project	Expansion	Highway
<a href="#">03-96-0004</a>	Local	Regional	I-90 (Jane Addams Memorial Tollway)	Kennedy Expressway to Elgin Toll Plaza	CE	Construction Engineering	Tollway	4,999,061	4,999,061	New Project	Expansion	Highway
<a href="#">03-96-0004</a>	Local	Regional	I-90 (Jane Addams Memorial Tollway)	Kennedy Expressway to Elgin Toll Plaza	CE	Construction Engineering	Tollway	2,900,000	2,900,000	New Project	Expansion	Highway
<a href="#">03-96-0004</a>	Local	Regional	I-90 (Jane Addams Memorial Tollway)	Kennedy Expressway to Elgin Toll Plaza	CE	Construction Engineering	Tollway	2,972,774	2,972,774	New Project	Expansion	Highway



TIP ID	State or Local	Municipality	Location	Project Limits	Phase	Work	Fund Source	State/Local Funds (non-matching) (by Phase)	Total Project Funding (by Phase)	Obligation Type (New or Changed)	Project Classification	Project Type
<a href="#">03-96-0004</a>	Local	Regional	I-90 (Jane Addams Memorial Tollway)	IL 25 Interchange	C	Bridge and Interchange Reconstruction	Tollway	59,639,322	59,639,322	New Project	Expansion	Highway
<a href="#">03-96-0004</a>	Local	Regional	I-90 (Jane Addams Memorial Tollway)	I-294 to Kennedy Expressway	C	Pavement Reconstruction and Bridge Widening	Tollway	18,338,113	18,338,113	New Project	Expansion	Highway
<a href="#">03-96-0004</a>	Local	Regional	I-90 (Jane Addams Memorial Tollway)	Roselle Rd. overpass/interchange	C	New Interchange and Bridge Reconstruction	Tollway	23,262,765	23,262,765	New Project	Expansion	Highway
<a href="#">03-96-0004</a>	Local	Regional	I-90 (Jane Addams Memorial Tollway)	Bartlett Rd. overpass	C	Bridge Reconstruction	Tollway	6,056,261	6,056,261	New Project	Expansion	Highway
<a href="#">03-96-0004</a>	Local	Regional	I-90 (Jane Addams Memorial Tollway)	Meacham Rd. overpass/interchange	C	New Interchange and Bridge Reconstruction	Tollway	23,886,487	23,886,487	New Project	Expansion	Highway
<a href="#">03-96-0004</a>	Local	Regional	I-90 (Jane Addams Memorial Tollway)	Kennedy Expressway to Elgin Toll Plaza	C	ITS Improvements	Tollway	5,323,702	5,323,702	New Project	Expansion	Highway
<a href="#">03-96-0004</a>	Local	Regional	I-90 (Jane Addams Memorial Tollway)	Fox River Bridge	C	Bridge reconstruction and widening	Tollway	75,890,228	75,890,228	New Project	Expansion	Highway
<a href="#">03-96-0004</a>	Local	Regional	I-90 (Jane Addams Memorial Tollway)	Kennedy Expressway to Elgin Toll Plaza	C	Wetland Restoration	Tollway	7,287,282	7,287,282	New Project	Expansion	Highway
<a href="#">03-96-0021</a>	Local	Regional	IL 390 (Elgin-O'Hare)	Irving Park Rd. to Roselle Rd.	C	Rehabilitate and Widen Existing Elgin O'Hare Expressway	Tollway	45,526,050	45,526,050	New Project	Expansion	Highway
<a href="#">03-96-0021</a>	Local	Regional	IL 390 (Elgin-O'Hare)	I-290 West Bound Flyover	C	New Bridge	Tollway	37,969,558	37,969,558	New Project	Expansion	Highway



TIP ID	State or Local	Municipality	Location	Project Limits	Phase	Work	Fund Source	State/Local Funds (non-matching) (by Phase)	Total Project Funding (by Phase)	Obligation Type (New or Changed)	Project Classification	Project Type
				Bridge								
<a href="#">03-96-0021</a>	Local	Regional	IL 390 (Elgin-O'Hare)	Devon Ave. Bridge	C	Reconstruction	Tollway	7,984,520	7,984,520	New Project	Expansion	Highway
<a href="#">03-96-0021</a>	Local	Regional	IL 390 (Elgin-O'Hare)	I-290 to IL 83	CE	Construction Engineering	Tollway	4,247,645	4,247,645	New Project	Expansion	Highway
<a href="#">03-96-0021</a>	Local	Regional	IL 390 (Elgin-O'Hare)	Meacham Rd. to Rohlwing Rd.	C	Reconstruction and Widen	Tollway	31,146,707	31,146,707	New Project	Expansion	Highway
<a href="#">03-96-0021</a>	Local	Regional	IL 390 (Elgin-O'Hare)	Pine Dunes Forest Preserve	C	Wetlands Mitigation	Tollway	9,402,538	9,402,538	New Project	Expansion	Highway
<a href="#">03-96-0021</a>	Local	Regional	IL 390 (Elgin-O'Hare)	at Elgin O'Hare Western Access	EII	Phase II Engineering	Tollway	22,659,275	22,659,275	New Project	Expansion	Highway
<a href="#">03-96-0021</a>	Local	Regional	IL 390 (Elgin-O'Hare)	IL Rt. 390 Bridges over Lively Blvd.	C	New Bridge	Tollway	15,534,895	15,534,895	New Project	Expansion	Highway
<a href="#">03-96-0021</a>	Local	Regional	IL 390 (Elgin-O'Hare)	I-290 & Rohlwing Rd.	C	New Interchange	Tollway	64,388,380	64,388,380	New Project	Expansion	Highway
<a href="#">03-96-0021</a>	Local	Regional	IL 390 (Elgin-O'Hare)	Salt Creek and Mittel Blvd.	C	New Bridge	Tollway	18,468,080	18,468,080	New Project	Expansion	Highway
<a href="#">03-96-0021</a>	Local	Regional	IL 390 (Elgin-O'Hare)	at IL 19 (Irving Park Rd.)	C	New Interchange	Tollway	5,526,800	5,526,800	New Project	Expansion	Highway
<a href="#">03-96-0021</a>	Local	Regional	IL 390 (Elgin-O'Hare)	IL 83 to Willow Creek Rd.	C	Drainage Improvements	Tollway	4,246,308	4,246,308	New Project	Expansion	Highway
<a href="#">03-96-0021</a>	Local	Regional	IL 390 (Elgin-O'Hare)	Des Plaines Oasis	C	Demolition	Tollway	3,982,646	3,982,646	New Project	Expansion	Highway
<a href="#">03-96-0021</a>	Local	Regional	IL 390 (Elgin-O'Hare)	Touhy Ave. Bridge over UPRR	CE	Construction Engineering	Tollway	5,000,000	5,000,000	New Project	Expansion	Highway
<a href="#">03-96-0021</a>	Local	Regional	IL 390 (Elgin-O'Hare)	at Elmhurst Rd.	C	Diverging Diamond Interchange & Northbound Bridge	Tollway	30,390,144	30,390,144	New Project	Expansion	Highway



TIP ID	State or Local	Municipality	Location	Project Limits	Phase	Work	Fund Source	State/Local Funds (non-matching) (by Phase)	Total Project Funding (by Phase)	Obligation Type (New or Changed)	Project Classification	Project Type
<a href="#">03-96-0021</a>	Local	Regional	IL 390 (Elgin-O'Hare)	Elgin-O'Hare Western Access	CE	Construction Engineering	Tollway	3,000,000	3,000,000	New Project	Expansion	Highway
<a href="#">03-96-0021</a>	Local	Regional	IL 390 (Elgin-O'Hare)	Mile post 6 to 12.75	C	New Toll Plaza and ITS Installation	Tollway	21,873,743	21,873,743	New Project	Expansion	Highway
03-Not in TIP	Local	Rolling Meadows, Palatine	Plum Grove Rd.	Emerson Ave. To Wilmette Ave.	ROW	Right of Way Acquisition	ILL	109,000	109,000	New Project	Maintenance	Highway
03-Not in TIP	State	Bartlett	IL 59	Over Metra RR	C	Bridge Repairs	ILL	358,141	358,141	New Project	Maintenance	Highway
03-Not in TIP	State	River Grove	IL 171	Over DesPlaines River	C	Bridge Repairs	ILL	175,362	175,362	New Project	Maintenance	Highway
03-Not in TIP	Local	Morton Grove	Edens Expressway - East Frontage Rd.	Parkside Ave. to Central Ave.	C	Resurfacing	County	95,000	95,000	New Project	Maintenance	Highway
03-Not in TIP	Local	Morton Grove	Edens Expressway - West Frontage Rd.	Oakton Ave. to Greenwood Ave.	C	Resurfacing	County	975,000	975,000	New Project	Maintenance	Highway
03-Not in TIP	Local	Hoffman Estates, South Barrington	Bartlett Rd.	Over I-90 (Jane Addams)	C	Bridge Replacement	County	375,000	375,000	New Project	Modernization	Highway
03-Not in TIP	Local	Palatine	Quentin Rd.	Medford Dr. to Illinois Ave.	C	Drainage Improvements, Storm Sewer Installation	County	510,000	510,000	New Project	Maintenance	Highway
03-Not in TIP	Local	Wheeling	Hintz Rd.	at Wheeling Rd.	C	Intersection Reconstruction	County	250,000	250,000	New Project	Maintenance	Highway
<a href="#">04-09-0026</a>	State	River Grove	IL 64 (North Ave.)	Over Des Plaines River	EII	Phase II Engineering	ILL	15,501	15,501	New Project	Modernization	Highway
<a href="#">04-10-0028</a>	State	Maywood	Harrison St.	Village of Maywood	C	Resurfacing	ILL	350,000	350,000	New Project	Maintenance	Highway
<a href="#">04-10-0029</a>	State	Forest Park	Randolph St.	Lathrop Ave. to IL 43	C	Resurfacing	ILL	520,000	520,000	New Project	Maintenance	Highway
<a href="#">04-14-0006</a>	State	Norridge	IL 43	Irving Park Rd. to North	C	Drainage Improvements	ILL	270,000	270,000	New Project	Maintenance	Other



TIP ID	State or Local	Municipality	Location	Project Limits	Phase	Work	Fund Source	State/Local Funds (non-matching) (by Phase)	Total Project Funding (by Phase)	Obligation Type (New or Changed)	Project Classification	Project Type
				of Forest Preserve Dr.								
<a href="#">04-99-0003</a>	Local	Melrose Park	25th Ave.	St. Charles Rd. to Lake St.	ROW	Right of Way Acquisition	ILL	5,187,600	5,187,600	New Project	Modernization	Highway
04-Not in TIP	Local	Bellwood, Melrose Park	25th Ave.	St. Charles Rd. to Lake St.	EII	Phase II Engineering	ILL	207,389	207,389	New Project	Maintenance	Highway
<a href="#">05-07-0004</a>	State	Summit, Lyons, McCook	IL 171 (1st Ave.)	47th St. to 55th St. and Bridge Complex at I-55	ROW	Right of Way Acquisition	ILL	1,011	1,011	New Project	Expansion	Highway
<a href="#">05-07-0006</a>	State	Forest View	IL 43 (Harlem Ave.)	Over MSD Sludge RR 0.2 miles North of I-55 (Stevenson Expy)	EII	Phase II Engineering	ILL	295,045	295,045	New Project	Modernization	Highway
<a href="#">05-07-0006</a>	State	Forest View	IL 43 (Harlem Ave.)	Over MSD Sludge RR 0.2 miles North of I-55 (Stevenson Expy)	ROW	Right of Way Acquisition	ILL	1,910	1,910	New Project	Modernization	Highway
<a href="#">05-12-0002</a>	State	Riverside	IL 171	at Forest Ave./Ridgewood Dr.	ROW	Right of Way Acquisition	ILL	39,082	39,082	New Project	Modernization	Highway
<a href="#">05-13-0001</a>	State	Summit, Chicago	IL 43	I-55 to 63rd	C	Resurfacing	ILL	1,774,221	1,774,221	New Project	Maintenance	Highway
<a href="#">06-00-0017</a>	State	Bridgeview	IL 43 (Harlem Ave.)	Over US 12/20 (95th St.) 0.6 miles North of I-294	EII	Phase II Engineering	ILL	249,000	249,000	New Project	Modernization	Highway
<a href="#">06-09-0046</a>	State	Blue Island	Western Ave.	Cal-Sag Channel	EII	Phase II Engineering	ILL	535,914	535,914	New Project	Maintenance	Highway
<a href="#">06-09-0056</a>	State	Palos Park, Orland Park, Orland Hills, Tinley Park	US 45 (LaGrange Rd.)	131st St. to 179th St.	ROW	Right of Way Acquisition	ILL	503,570	503,570	New Project	Maintenance	Highway



TIP ID	State or Local	Municipality	Location	Project Limits	Phase	Work	Fund Source	State/Local Funds (non-matching) (by Phase)	Total Project Funding (by Phase)	Obligation Type (New or Changed)	Project Classification	Project Type
<a href="#">06-09-0056</a>	State	Palos Park, Orland Park, Orland Hills, Tinley Park	US 45 (LaGrange Rd.)	131st St. to 179th St.	EII	Phase II Engineering	ILL	868,160	868,160	New Project	Expansion	Highway
<a href="#">06-12-0004</a>	State	Alsip, Chicago	115th St	at Pulaski Rd.	ROW	Right of Way Acquisition	ILL	1,949	1,949	New Project	Modernization	Highway
06-Not in TIP	State	Lemont	IL 83	Over Cal-Sag Channel	C	Bridge Painting	ILL	867,869	867,869	New Project	Maintenance	Highway
06-Not in TIP	State	Blue Island	I-57	Over Cal-Sag Channel	C	Bridge Repairs	ILL	567,341	567,341	New Project	Maintenance	Highway
06-Not in TIP	Local	Lemont Twp	Bell Rd.	Bell Oak Ln. to Horseshoe Ln.	C	Culvert Installation	County	73,000	73,000	New Project	Maintenance	Highway
<a href="#">07-06-0014</a>	Local	Sauk Village	Logisticcenter Dr.	Cottage Grove Rd. to Mark Collins Dr.	EII	Phase II Engineering	ILL	167,300	167,300	New Project	Expansion	Highway
<a href="#">07-06-0025</a>	State	Thornton	Eleanor St.	Water St. to Williams St.	C	Resurfacing	ILL	194,328	194,328	New Project	Maintenance	Highway
<a href="#">07-06-0056</a>	Local	Robbins	Kedzie Ave.	135th St. to 139th St.	EI	Preliminary Engineering	ILL	8,200	8,200	New Project	Modernization	Mixed
<a href="#">07-09-0038</a>	State	Lansing	IL 83/US 6/Torrence Ave.	at Little Calumet River	EII	Phase II Engineering	ILL	34,443	34,443	New Project	Modernization	Highway
<a href="#">07-09-0075</a>	State	Chicago Heights, Glenwood	IL 1 (Halsted St.)	Strieff Ln. to Chicago Rd. and at Vincennes Rd.	C	Resurfacing	ILL	2,475,000	2,475,000	New Project	Modernization	Highway
<a href="#">07-09-0075</a>	State	Harvey	IL 1 (Halsted St.)	Strieff Ln. to Chicago Rd. and at Vincennes Rd.	ROW	Right of Way Acquisition	ILL	25,920	25,920	New Project	Modernization	Highway
<a href="#">07-10-0045</a>	State	Matteson	Cicero Ave.	at Vollmer Rd.	ROW	Right of Way Acquisition	ILL	548	548	New Project	Modernization	Highway
<a href="#">07-10-0053</a>	State	Dolton	Main St./142nd	Indiana Ave. in Dolton	C	Resurfacing	ILL	1,030,000	1,030,000	New Project	Maintenance	Highway
<a href="#">07-11-0001</a>	State	Olympia Fields	Pulaski Rd./Crawford Ave.	at 203rd St.	ROW	Right of Way Acquisition	ILL	32,844	32,844	New Project	Maintenance	Highway
<a href="#">07-11-0004</a>	State	Lynwood	US 30	at CNN RR	C	Grade Separation	ILL	17,991,194	17,991,194	New Project	Modernization	Highway





TIP ID	State or Local	Municipality	Location	Project Limits	Phase	Work	Fund Source	State/Local Funds (non-matching) (by Phase)	Total Project Funding (by Phase)	Obligation Type (New or Changed)	Project Classification	Project Type
				(North of Sauk Trail Rd.)								
<a href="#">07-11-0004</a>	State	Lynwood	US 30	at CNN RR (North of Sauk Trail Rd.)	EII	Phase II Engineering	ILL	432,715	432,715	New Project	Modernization	Highway
<a href="#">07-14-0009</a>	State	Markham and Country Club Hills	Crawford Ave./Pulaski Rd.	US 6 (159th St.) to I-80	C	Resurfacing	ILL	1,340,000	1,340,000	New Project	Expansion	Bike/Pedestrian
<a href="#">07-14-0018</a>	State	Crete	IL 394	at Richton Rd.	C	Traffic signal modernization	ILL	360,000	360,000	New Project	Modernization	Highway
<a href="#">07-94-0008</a>	State	Markham	I-57	Over I-294 (Tri-State Tollway)	EII	Phase II Engineering	ILL	3,295,081	3,295,081	New Project	Expansion	Highway
<a href="#">07-94-0008</a>	Local	Regional	I-294	I-294/I-57 Interchange	C	New Interchange	Tollway	2,663,433	2,663,433	New Project	Expansion	Highway
<a href="#">07-94-0008</a>	Local	Regional	I-294	I-294/I-57 Interchange	C	New Interchange	Tollway	1,287,014	1,287,014	New Project	Expansion	Highway
<a href="#">07-95-0026</a>	Local	Matteson	IL 50 (Cicero Ave.)	Lincoln Hwy. to Vollmer Rd.	EII	Phase II Engineering	ILL	84,000	84,000	New Project	Modernization	Highway
<a href="#">07-97-0040</a>	State	Riverdale	138th St.	at Ashland Ave. (Pump Station #14)	ROW	Right of Way Acquisition	ILL	2,660	2,660	New Project	Modernization	Highway
07-Not in TIP	Local	Harvey	167th	Center Ave. to Lowe Ave.	EII	Phase II Engineering	ILL	100,000	100,000	New Project	Maintenance	Highway
07-Not in TIP	State	Matteson	US 30	Over I-57	C	Bridge Repairs	ILL	300,000	300,000	New Project	Maintenance	Highway
07-Not in TIP	Local	Justice	Various	Various Locations on 81st Ave., 84th Pl. and 84th St.	EII	Phase II Engineering	ILL	15,000	15,000	New Project	Maintenance	Highway
07-Not in TIP	State	Various	I-57	175th St. to IL 1 (Halsted St.)	C	Shoulder seal coat improvement	ILL	2,005,150	2,005,150	New Project	Maintenance	Highway
07-Not in TIP	Local	Robbins	137th St.	at Claire Blvd.	C	Storm Sewer installation, Drainage Improvements	County	105,000	105,000	New Project	Maintenance	Highway



TIP ID	State or Local	Municipality	Location	Project Limits	Phase	Work	Fund Source	State/Local Funds (non-matching) (by Phase)	Total Project Funding (by Phase)	Obligation Type (New or Changed)	Project Classification	Project Type
07-Not in TIP	Local	Flossmoor	Flossmoor Rd.	at Metra/CNN Viaduct	C	Bridge Repairs	County	83,000	83,000	New Project	Maintenance	Highway
<a href="#">08-00-0009</a>	State	Downers Grove	IL 53	IL 56 (Butterfield Rd.) to Osage Ave.	ROW	Right of Way Acquisition	ILL	17,249	17,249	New Project	Expansion	Highway
<a href="#">08-00-0009</a>	State	Downers Grove	IL 53	IL 56 (Butterfield Rd.) to Osage Ave.	EII	Phase II Engineering	ILL	332,721	332,721	New Project	Expansion	Highway
<a href="#">08-00-0010</a>	State	DuPage County	IL 56 (Butterfield Rd.)	IL 59 to Naperville Rd.	CE	Construction Engineering	ILL	772,996	772,996	New Project	Expansion	Highway
<a href="#">08-07-0019</a>	State	Wheaton, Winfield	IL 38 (Roosevelt Rd.)	at County Farm Rd.	EII	Phase II Engineering	ILL	497,480	497,480	New Project	Modernization	Highway
<a href="#">08-11-0001</a>	State	Aurora	US 34	at CN RR Tracks	C	Grade Separation	ILL	25,523,408	25,523,408	New Project	Expansion	Highway
<a href="#">08-11-0001</a>	State	Aurora	US 34	at CN RR Tracks	EII	Phase II Engineering	ILL	65,079	65,079	New Project	Expansion	Highway
<a href="#">08-11-0001</a>	State	Aurora	US 34	at CN RR Tracks	C	Utility Adjustment	ILL	660,000	660,000	New Project	Expansion	Highway
<a href="#">08-11-0001</a>	State	Aurora	US 34	at CN RR Tracks	CE	Construction Engineering	ILL	249,999	249,999	New Project	Expansion	Highway
<a href="#">08-11-0001</a>	State	Aurora	US 34	at CN RR Tracks	C	Access Road	ILL	1,419,740	1,419,740	New Project	Expansion	Highway
<a href="#">08-11-0001</a>	State	Aurora	US 34	at CN RR Tracks	C	New Bridge (Overpass)	ILL	1,626,272	1,626,272	New Project	Expansion	Highway
<a href="#">08-13-0002</a>	State	Lombard	IL 53 (Columbine Ave.)	Charles Ln.to Harding Ave.	EII	Phase II Engineering	ILL	140,000	140,000	New Project	Modernization	Highway
08-Not in TIP	State	Lombard	IL 53	at Madison St.	EII	Phase II Engineering	ILL	140,000	140,000	New Project	Maintenance	Highway
08-Not in TIP	State	Villa Park	IL 83	Over Salt Creek	C	Bridge Repairs	ILL	416,297	416,297	New Project	Maintenance	Highway
08-Not in TIP	State	Oak Brook	22nd St.	Over E-W connector (I-88 & I-294 ramps)	C	Removal of the existing metal railing	ILL	266,053	266,053	New Project	Maintenance	Highway



TIP ID	State or Local	Municipality	Location	Project Limits	Phase	Work	Fund Source	State/Local Funds (non-matching) (by Phase)	Total Project Funding (by Phase)	Obligation Type (New or Changed)	Project Classification	Project Type
08-Not in TIP	Local	DuPage County	County Highway 23 (Gary Ave.)	North Ave. to Army Trail Rd.	C	Widening and Resurfacing	County	11,347,290	11,347,290	New Project	Modernization	Highway
08-Not in TIP	Local	DuPage County	Warrenville Rd.	Cabot Dr. to East Branch of the DuPage River	C	Widening and Resurfacing	County	1,735,000	1,735,000	New Project	Modernization	Highway
08-Not in TIP	State	Wheaton	IL 38 (Roosevelt Rd.)	at County Farm Rd.	EI	Preliminary Engineering	ILL	22,819	22,819	New Project	Maintenance	Highway
<a href="#">09-00-0031</a>	Local	Kane County	Plank Rd.	at Burlington Rd.	C	New Road and Intersection	County	2,194,000	2,194,000	New Project	Expansion	Highway
<a href="#">09-01-0012</a>	State	Kane County	IL 56	at Hanks Rd.	EII	Phase II Engineering	ILL	249,999	249,999	New Project	Modernization	Highway
<a href="#">09-02-9008</a>	Local	Regional	I-90 (Jane Addams Memorial Tollway)	Elgin Toll Plaza to IL 47	C	Reconstruction	Tollway	1,796,465	1,796,465	New Project	Expansion	Highway
<a href="#">09-02-9008</a>	Local	Regional	I-90 (Jane Addams Memorial Tollway)	Mill Rd. to Elgin Toll Plaza	C	Power Distribution	Tollway	4,327,598	4,327,598	New Project	Expansion	Highway
<a href="#">09-02-9008</a>	Local	Regional	I-90 (Jane Addams Memorial Tollway)	Elgin Toll Plaza to IL 47	C	Intermediate Power Distribution & Comm (IPDC) Facility Fabrication	Tollway	10,366,603	10,366,603	New Project	Expansion	Highway
<a href="#">09-02-9008</a>	Local	Regional	I-90 (Jane Addams Memorial Tollway)	Tyrell Rd. overpass	C	Bridge Reconstruction	Tollway	4,735,760	4,735,760	New Project	Expansion	Highway
<a href="#">09-06-0021</a>	Local	Kendall County	Ridge Rd.	Plainfield/Ste ward Rd. to I-80	C	Add lanes, Signals, etc.	County	884,000	884,000	New Project	Expansion	Highway
<a href="#">09-06-0037</a>	State	St. Charles	IL 31	Over Ferson Creek	ROW	Right of Way Acquisition	ILL	124,499	124,499	New Project	Maintenance	Highway
<a href="#">09-09-0064</a>	State	Elburn, St. Charles,	IL 38	IL 47 to IL 31	C	Resurfacing	ILL	4,750,000	4,750,000	New Project	Maintenance	Highway



TIP ID	State or Local	Municipality	Location	Project Limits	Phase	Work	Fund Source	State/Local Funds (non-matching) (by Phase)	Total Project Funding (by Phase)	Obligation Type (New or Changed)	Project Classification	Project Type
		Geneva										
<a href="#">09-09-0071</a>	State	Yorkville	IL 71	IL 47 to Orchard Rd.	EII	Phase II Engineering	ILL	504,783	504,783	New Project	Expansion	Highway
<a href="#">09-09-0071</a>	State	Yorkville	IL 71	IL 47 to Orchard Rd.	ROW	Right of Way Acquisition	ILL	2,744	2,744	New Project	Expansion	Highway
<a href="#">09-09-0071</a>	State	Yorkville	IL 71	IL 47 to Orchard Rd.	EI	Preliminary Engineering	ILL	268,249	268,249	New Project	Expansion	Highway
<a href="#">09-09-0071</a>	State	Yorkville	IL 71	IL 47 to Orchard Rd.	ROW	Right of Way Acquisition	ILL	56,298	56,298	New Project	Expansion	Highway
<a href="#">09-10-0028</a>	State	Elgin	US 20 (Lake St.)	Over McLean Blvd.	EII	Phase II Engineering	ILL	20,520	20,520	New Project	Modernization	Highway
<a href="#">09-11-0001</a>	State	Aurora	IL 56 (Butterfield Rd.)	at Raddant Rd.	ROW	Right of Way Acquisition	ILL	4,767	4,767	New Project	Modernization	Highway
<a href="#">09-11-0004</a>	State	Elburn	IL 38	West County Line Rd. to IL 47	C	Resurfacing	ILL	2,220,000	2,220,000	New Project	Maintenance	Highway
<a href="#">09-11-0034</a>	State	Morris	IL 47	I-80 to Sherrill Rd.	C	Utility Adjustment	ILL	1,799,542	1,799,542	New Project	Expansion	Highway
<a href="#">09-12-0027</a>	State	Maple Park	IL 64 (North Ave.)	County Line Rd. to IL 47	C	Resurfacing	ILL	2,290,000	2,290,000	New Project	Maintenance	Highway
<a href="#">09-12-0028</a>	State	Batavia, Geneva	IL 31	Elizabeth Place to Main St.	C	Resurfacing	ILL	1,320,000	1,320,000	New Project	Maintenance	Highway
<a href="#">09-12-0029</a>	State	Montgomery	Hill Ave.	Goodwin Rd. to Montgomery Rd.	C	Resurfacing	ILL	325,000	325,000	New Project	Maintenance	Highway
<a href="#">09-14-0007</a>	State	Sugar Grove	US 30	at Dugan Rd.	ROW	Right of Way Acquisition	ILL	54,006	54,006	New Project	Modernization	Highway
<a href="#">09-14-0009</a>	State	Oswego	US 34	Jackson Place to IL 71	C	Resurfacing	ILL	720,000	720,000	New Project	Modernization	Highway
<a href="#">09-14-0021</a>	Local	Aurora	Farnsworth Ave.	Sheffer Rd. to Mountain Rd.	EI	Preliminary Engineering	Local	96,000	96,000	New Project	Maintenance	Highway
<a href="#">09-14-0023</a>	State	Morris	IL 47	IL 71 to Canton Farm Rd.	C	Resurfacing	ILL	255,000	255,000	New Project	Maintenance	Highway
<a href="#">09-14-0028</a>	State	Kendall	IL 126	IL 47 to IL 71	C	Resurfacing	ILL	400,000	400,000	New Project	Maintenance	Highway



TIP ID	State or Local	Municipality	Location	Project Limits	Phase	Work	Fund Source	State/Local Funds (non-matching) (by Phase)	Total Project Funding (by Phase)	Obligation Type (New or Changed)	Project Classification	Project Type
		County										
09-Not in TIP	State	St. Charles	Illinois Youth Center grounds	Internal roads, west of Peck Rd.	C	Resurfacing	ILL	679,161	679,161	New Project	Maintenance	Highway
09-Not in TIP	State	Sandwich, Plano	US 34	West of Gletty Rd.	C	Pavement Patching	ILL	102,592	102,592	New Project	Maintenance	Highway
09-Not in TIP	State	Sandwich, Plano	US 34	W. of Big Rock Creek to W. of Eldamain Rd.	ROW	Right of Way Acquisition	ILL	1,256	1,256	New Project	Maintenance	Highway
09-Not in TIP	State	Yorkville	IL 47	IL 71 to Caton Farm Rd.	C	Pavement Patching	ILL	115,204	115,204	New Project	Maintenance	Highway
09-Not in TIP	State	Oswego	IL 71	Orchard Rd. to US 34	ROW	Right of Way Acquisition	ILL	56,295	56,295	New Project	Maintenance	Highway
09-Not in TIP	State	Kendall County	Kendall County	Kendall County	ROW	Right of Way Acquisition	ILL	20,841	20,841	New Project	Maintenance	Highway
09-Not in TIP	State	Kendall County	IL 71	I-80 to IL 47	C	Wing Wall Repair	ILL	350,342	350,342	New Project	Maintenance	Highway
<a href="#">10-06-0020</a>	Local	Lake County	US 45/Milburn Bypass	IL 173 to IL 132	EII	Phase II Engineering	ILL	249,000	249,000	New Project	Expansion	Highway
<a href="#">10-09-0024</a>	State	Zion, Wadsworth, Beach Park, Waukegan	IL 131 (Green Bay Rd.)	Russell Rd. to Sunset Ave.	EI	Preliminary Engineering	ILL	300,199	300,199	New Project	Expansion	Highway
<a href="#">10-09-0127</a>	State	Libertyville	IL 137	O'Plaine Rd. to IL 21	C	Resurfacing	ILL	1,750,000	1,750,000	New Project	Maintenance	Highway
<a href="#">10-09-0127</a>	State	Libertyville	IL 137	O'Plaine Rd. to IL 21	C	Resurfacing	ILL	1,750,000	1,750,000	New Project	Maintenance	Highway
<a href="#">10-09-0131</a>	State	Waukegan, Park City	IL 120 (Belvidere Rd.)	Over CMSTP & P RR, over Greenleaf Ave. and Ramps	EII	Phase II Engineering	ILL	707,118	707,118	New Project	Maintenance	Highway
<a href="#">10-09-0131</a>	State	Waukegan, Park City	IL 120 (Belvidere Rd.)	at US 41, UP RR & Old Skokie Rd.	EII	Phase II Engineering	ILL	670,008	670,008	New Project	Maintenance	Highway



TIP ID	State or Local	Municipality	Location	Project Limits	Phase	Work	Fund Source	State/Local Funds (non-matching) (by Phase)	Total Project Funding (by Phase)	Obligation Type (New or Changed)	Project Classification	Project Type
<a href="#">10-09-0147</a>	State	Grayslake, Round Lake Beach, Lake Villa	IL 83, Milwaukee Ave.	Petite Lake Rd. to IL 120	EI	Preliminary Engineering	ILL	110,216	110,216	New Project	Expansion	Highway
<a href="#">10-09-0148</a>	State	Libertyville, Grayslake	IL 137 (Buckley Rd.)	IL 83 to Petersen Rd.	EI	Preliminary Engineering	ILL	97,739	97,739	New Project	Expansion	Highway
<a href="#">10-09-0149</a>	State	Antioch	IL 173 (Rosecrans Rd.)	IL 83 to I-94 (Tri-State Tollway)	EI	Preliminary Engineering	ILL	771,641	771,641	New Project	Expansion	Highway
<a href="#">10-10-0016</a>	State	Lindenhurst	IL 132 (Grand Ave.)	Munn Rd. to Sand Lake Rd.	EII	Phase II Engineering	ILL	884,261	884,261	New Project	Modernization	Highway
<a href="#">10-10-0028</a>	State	Volo	US 12, IL 59, Rand Rd.	at Sullivan Lake Rd. / Molidor Rd.	ROW	Right of Way Acquisition	ILL	16,118	16,118	New Project	Modernization	Highway
<a href="#">10-11-0002</a>	State	Fox Lake	US 12, Rand Rd.	at Smith Rd.	EII	Phase II Engineering	ILL	130,000	130,000	New Project	Modernization	Highway
<a href="#">10-11-0006</a>	State	Lake County	IL 43	Lake-Cook Rd. to Osterman Ave. and from Deerfield High School to IL 22 (Half Day Rd.)	C	Resurfacing	ILL	1,405,000	1,405,000	New Project	Maintenance	Highway
<a href="#">10-11-0013</a>	State	Lake Zurich	US 12	Ela Rd.	C	Resurfacing	ILL	4,720,000	4,720,000	New Project	Maintenance	Highway
<a href="#">10-11-0030</a>	State	Round Lake, Round Lake Beach, Fox Lake	IL 134	US 12 to IL 120	C	Resurfacing	ILL	2,065,000	2,065,000	New Project	Maintenance	Highway
<a href="#">10-11-0038</a>	State	Libertyville	IL 137	Butterfield Rd. to IL 21	C	Resurfacing	ILL	1,300,000	1,300,000	New Project	Maintenance	Highway
<a href="#">10-12-0023</a>	State	Grayslake	IL 137	US 45 to IL 83	C	Resurfacing	ILL	880,000	880,000	New Project	Maintenance	Highway
<a href="#">10-14-0014</a>	State	Gurnee	IL 21	US 41 to North Washington St.	C	Resurfacing	ILL	1,090,000	1,090,000	New Project	Maintenance	Highway
<a href="#">10-99-0003</a>	State	Gurnee	US 41	at IL 132	EII	Phase II	ILL	280,525	280,525	New Project	Modernization	Highway



TIP ID	State or Local	Municipality	Location	Project Limits	Phase	Work	Fund Source	State/Local Funds (non-matching) (by Phase)	Total Project Funding (by Phase)	Obligation Type (New or Changed)	Project Classification	Project Type
			(Skokie Hwy)	(under C&NW RR)		Engineering						
10-Not in TIP	State	Zion	IL 131	Rosecrans Rd. to Russell Rd.	C	Resurfacing	ILL	1,183,523	1,183,523	New Project	Maintenance	Highway
10-Not in TIP	State	Libertyville	IL 176	Over the DesPlaines River	C	Bridge Repairs	ILL	208,493	208,493	New Project	Maintenance	Highway
10-Not in TIP	State	Lake County	IL 22	IL 21 to I-94	C	Landscaping	ILL	167,321	167,321	New Project	Maintenance	Highway
10-Not in TIP	Local	Lake County	Fairfield Rd.	IL 60 to Gossell Rd.	C	Retaining Wall Maintenance	Local	1,107,127	1,107,127	New Project	Maintenance	Highway
10-Not in TIP	Local	Lake County	Various	Lake County	C	ITS Passage Elements - 2013	Local	252,431	252,431	New Project	Maintenance	Highway
10-Not in TIP	Local	Libertyville	Winchester Rd.	at Butler Lake Park	C	Compensatory Floodplain Storage	Local	90,371	90,371	New Project	Maintenance	Highway
10-Not in TIP	Local	Lake County	Peterson Rd.	IL 83 to Franklin Blvd.	C	Road Widening	Local	10,833,870	10,833,870	New Project	Maintenance	Highway
10-Not in TIP	Local	Libertyville	Winchester Rd.	at Metra Tracks (MD-N)	C	Turn lane and Rail Road Crossing improvements	Local	1,123,456	1,123,456	New Project	Maintenance	Highway
10-Not in TIP	Local	Lake County	Hunt Club Rd.	North side of IL 132	C	Sidewalk Improvements	Local	128,955	128,955	New Project	Maintenance	Highway
10-Not in TIP	Local	Lake County	O'Plaine Rd.	Washington St. to IL 137	C	Resurfacing	Local	2,119,784	2,119,784	New Project	Maintenance	Highway
10-Not in TIP	Local	Lake County	Fairfield Rd.	IL 60 to Gossell Rd.	C	Resurfacing	Local	1,107,765	1,107,765	New Project	Maintenance	Highway
10-Not in TIP	Local	Gurnee	Washington St.	at IL 83	C	Drain Tile Repairs	Local	66,933	66,933	New Project	Maintenance	Highway
10-Not in TIP	Local	Lake County	Washington St.	Union Pacific RR to IL 131	C	Resurfacing	Local	1,065,078	1,065,078	New Project	Maintenance	Highway
10-Not in TIP	Local	Riverwoods	Riverwoods Rd.	IL 60 to IL 22	C	Resurfacing	Local	1,309,338	1,309,338	New Project	Maintenance	Highway
10-Not in TIP	Local	Lake County	Various	Lake County	C	Signal Equipment Installation (13 Intersections)	Local	66,008	66,008	New Project	Maintenance	Highway
10-Not in TIP	Local	Gurnee	Cedar Lake Rd.	Washington St. to Park Rd.	C	Sidewalk Improvements	Local	354,992	354,992	New Project	Maintenance	Highway



TIP ID	State or Local	Municipality	Location	Project Limits	Phase	Work	Fund Source	State/Local Funds (non-matching) (by Phase)	Total Project Funding (by Phase)	Obligation Type (New or Changed)	Project Classification	Project Type
10-Not in TIP	Local	Lake County	Sand Lake Rd.	IL 132 to US 45	C	Resurfacing	Local	966,395	966,395	New Project	Maintenance	Highway
10-Not in TIP	Local	Lake County	Various	Lake County	C	2014 Crack Sealing	Local	73,481	73,481	New Project	Maintenance	Highway
10-Not in TIP	Local	Lake County	Various	Lake County	C	2014 HMA Patching	Local	905,631	905,631	New Project	Maintenance	Highway
10-Not in TIP	Local	Lake County	Long Grove Rd.	Ela Rd. to Quentin Rd.	C	Resurfacing	Local	1,305,010	1,305,010	New Project	Maintenance	Highway
10-Not in TIP	Local	Lake County	Rollins Rd.	Helendale Ave. to Wilson Rd.	C	Drainage Improvement	Local	571,933	571,933	New Project	Maintenance	Highway
10-Not in TIP	Local	Lake County	Miller Rd.	at Kelsey Rd.	C	Embankment	Local	58,838	58,838	New Project	Maintenance	Highway
10-Not in TIP	Local	Lake County	Russell Rd.	IL 131 to Lewis Ave.	C	Resurfacing	Local	1,172,198	1,172,198	New Project	Maintenance	Highway
10-Not in TIP	Local	Lake County	Various	Lake County	C	Detention Basin Retrofits	Local	272,797	272,797	New Project	Maintenance	Highway
10-Not in TIP	Local	Lake County	Deerfield Rd.	IL 21 to Weiland Rd.	C	2014 Concrete Patching	Local	107,099	107,099	New Project	Maintenance	Highway
10-Not in TIP	Local	Lake County	Midlothian Rd.	IL 176 to Winchester Rd.	C	Resurfacing	Local	1,837,578	1,837,578	New Project	Maintenance	Highway
10-Not in TIP	Local	Lake County	Lewis Ave.	IL 137 to Argonne Dr.	C	Resurfacing	Local	1,108,953	1,108,953	New Project	Maintenance	Highway
10-Not in TIP	Local	Lake County	Various	Lake County	C	ADA Ramps 2014	Local	107,659	107,659	New Project	Maintenance	Highway
10-Not in TIP	Local	Lake County	Various	Lake County	C	2014 Pavement Marking Replacement	Local	769,227	769,227	New Project	Maintenance	Highway
10-Not in TIP	Local	Deerfield	Deerfield Rd.	IL 21 to Riverwoods Rd.	C	Resurfacing	Local	994,718	994,718	New Project	Maintenance	Highway
10-Not in TIP	Local	Buffalo Grove	Arlington Heights Rd.	IL 83 to Lake-Cook Rd.	C	HMA Patching of Concrete Pavement	Local	873,628	873,628	New Project	Maintenance	Highway
<a href="#">11-03-0018</a>	Local	McHenry County	Randall Rd.	Ackman Rd. to County Line Rd.	EII	Phase II Engineering	County	9,100,000	9,100,000	New Project	Expansion	Highway





TIP ID	State or Local	Municipality	Location	Project Limits	Phase	Work	Fund Source	State/Local Funds (non-matching) (by Phase)	Total Project Funding (by Phase)	Obligation Type (New or Changed)	Project Classification	Project Type
<a href="#">11-06-0024</a>	State	McHenry	IL 176	at Smith Rd.	ROW	Right of Way Acquisition	ILL	52,424	52,424	New Project	Modernization	Highway
<a href="#">11-08-0028</a>	Local	McHenry County	Franklinville Rd.	Over Kishwaukee River	ROW	Right of Way Acquisition	County	4,000	4,000	New Project	Modernization	Highway
<a href="#">11-09-0059</a>	State	McHenry	IL 173	at Wilmot Rd.	ROW	Right of Way Acquisition	ILL	2,318	2,318	New Project	Modernization	Highway
<a href="#">11-12-0014</a>	State	Harvard	US 14	IL 23 and Brink St.	C	Resurfacing	ILL	780,000	780,000	New Project	Maintenance	Highway
<a href="#">11-12-0014</a>	State	Harvard	US 14/IL 173	Brink St. and Alden Rd.	C	Resurfacing	ILL	2,040,000	2,040,000	New Project	Maintenance	Highway
<a href="#">11-12-0016</a>	State	Dunham and Chemung Townships	IL 173	County Line Rd. to Flat Iron Rd.	C	Resurfacing	ILL	1,105,000	1,105,000	New Project	Maintenance	Highway
<a href="#">11-12-0019</a>	State	McHenry	IL 120	Green St to Charles St	C	Resurfacing	ILL	385,000	385,000	New Project	Maintenance	Highway
<a href="#">11-97-0012</a>	State	Crystal Lake	US 14, Virginia St.	Lucas Rd. to Crystal Lake Ave. & at Ridgefield Rd. (S. Jct.)	EII	Phase II Engineering	ILL	85,085	85,085	New Project	Expansion	Highway
<a href="#">11-97-0012</a>	State	Crystal Lake	US 14, Virginia St.	Lucas Rd. to Crystal Lake Ave. & at Ridgefield Rd. (S. Jct.)	C	Utility Adjustment	ILL	570,000	570,000	New Project	Expansion	Highway
<a href="#">11-97-0012</a>	State	Woodstock, Crystal Lake	US 14	West Lake Shore Dr. to Lucas Rd.	EII	Phase II Engineering	ILL	132,477	132,477	New Project	Expansion	Highway
<a href="#">11-97-0012</a>	State	Woodstock, Crystal Lake	US 14	West Lake Shore Dr. to Lucas Rd.	C	Utility Adjustment	ILL	1,900,000	1,900,000	New Project	Expansion	Highway
<a href="#">11-97-0012</a>	State	Woodstock, Crystal Lake	US 14	West Lake Shore Dr. to Lucas Rd.	C	Utility Adjustment	ILL	753,355	753,355	New Project	Expansion	Highway
<a href="#">11-97-0012</a>	State	Woodstock	US 14	Lake Shore Dr. to Crystal Lucas Rd.	C	Reconstruction and widening	ILL	28,227,000	28,227,000	New Project	Expansion	Highway
<a href="#">11-97-0012</a>	State	Woodstock	US 14	Lucas Rd. to	C	Reconstruction	ILL	20,000,000	20,000,000	New Project	Expansion	Highway



TIP ID	State or Local	Municipality	Location	Project Limits	Phase	Work	Fund Source	State/Local Funds (non-matching) (by Phase)	Total Project Funding (by Phase)	Obligation Type (New or Changed)	Project Classification	Project Type
				Crystal Lake Ave.		and widening						
11-Not in TIP	State	McHenry	IL 120	Over Fox River	C	Bridge Repairs	ILL	487,976	487,976	New Project	Maintenance	Highway
<a href="#">12-02-9024</a>	State	Wilmington, Peotone	Illiana Expressway	I-55 (Will Co) to I-65 (Indiana)	EI	Utility Adjustment	ILL	8,460,748	8,460,748	New Project	Expansion	Highway
<a href="#">12-02-9024</a>	State	Wilmington, Peotone	Illiana Expressway	I-55 (Will Co) to I-65 (Indiana)	EI	Preliminary Engineering	ILL	4,124,426	4,124,426	New Project	Expansion	Highway
<a href="#">12-06-0066</a>	State	Will County	IL 171 (Archer Rd.)	at Long Run Creek	EII	Phase II Engineering	ILL	61,436	61,436	New Project	Modernization	Highway
<a href="#">12-07-0005</a>	State	Romeoville	I-55 (Stevenson Expressway)	at Weber Rd.	EII	Phase II Engineering	ILL	249,000	249,000	New Project	Expansion	Highway
<a href="#">12-07-0005</a>	State	Romeoville	I-55 (Stevenson Expressway)	at Weber Rd.	EI	Preliminary Engineering	ILL	345,087	345,087	New Project	Expansion	Highway
<a href="#">12-07-0005</a>	State	Bolingbrook	Weber Rd.	119th St. (Rodeo Rd.) to 135th St. (Romeo Rd.)	EII	Phase II Engineering	ILL	999,001	999,001	New Project	Expansion	Highway
<a href="#">12-08-0015</a>	State	Homer Glenn	US 6 (Southwest Hwy)	Marley Creek 0.3 & 1.1 Miles West of Cook County Line	EII	Phase II Engineering	ILL	354,000	354,000	New Project	Modernization	Highway
<a href="#">12-08-0019</a>	State	Joliet, New Lenox, Minooka	I-80	Ridge Rd. to US 30 (Lincoln Hwy)	EII	Phase II Engineering	ILL	2,500,000	2,500,000	New Project	Maintenance	Highway
<a href="#">12-09-0116</a>	State	Channahon	I-55 (Stevenson Expressway)	at US 6 (Eames St.)	ROW	Right of Way Acquisition	ILL	7,797	7,797	New Project	Modernization	Highway
<a href="#">12-09-0116</a>	State	Channahon	I-55 (Stevenson Expressway)	at US 6 (Eames St.)	EII	Phase II Engineering	ILL	799,538	799,538	New Project	Modernization	Highway
<a href="#">12-11-0005</a>	State	Will County	US 52	Gouger Rd. to 2nd St.	C	Resurfacing	ILL	735,000	735,000	New Project	Maintenance	Highway
<a href="#">12-11-0005</a>	State	Manhattan	US 52	Laraway Rd. to Gouger Rd.	C	Resurfacing	ILL	1,000,000	1,000,000	New Project	Maintenance	Highway



TIP ID	State or Local	Municipality	Location	Project Limits	Phase	Work	Fund Source	State/Local Funds (non-matching) (by Phase)	Total Project Funding (by Phase)	Obligation Type (New or Changed)	Project Classification	Project Type
<a href="#">12-11-0005</a>	State	Joliet	US 52	IL 53 to Laraway Rd.	C	Resurfacing	ILL	1,220,000	1,220,000	New Project	Maintenance	Highway
<a href="#">12-11-0007</a>	State	Will County	IL 53	Canton Farm Rd. to Renwick Rd.	C	Resurfacing	ILL	1,455,000	1,455,000	New Project	Maintenance	Highway
<a href="#">12-12-0005</a>	State	New Lenox	US 6 (Southwest Hwy)	at Gougar Rd.	ROW	Right of Way Acquisition	ILL	2,823	2,823	New Project	Modernization	Highway
<a href="#">12-12-0010</a>	State	Will County	US 6 (Southwest Hwy)	at Parker Rd.	EII	Phase II Engineering	ILL	94,000	94,000	New Project	Maintenance	Highway
<a href="#">12-12-0029</a>	State	Channahon	US 6	East of Center line to I-55	C	Resurfacing	ILL	845,000	845,000	New Project	Maintenance	Highway
<a href="#">12-12-0030</a>	State	Wilmington	IL 102	Ryan St. to IL 53	C	Resurfacing	ILL	545,000	545,000	New Project	Maintenance	Highway
<a href="#">12-12-0031</a>	State	Crest Hill	Division St.	Prison Farm to Broadway St.	C	Resurfacing	ILL	365,000	365,000	New Project	Maintenance	Highway
<a href="#">12-13-0006</a>	State	Manhattan	US 52	2nd St. to US 45 (96th St.)	C	Resurfacing	ILL	2,660,000	2,660,000	New Project	Maintenance	Highway
<a href="#">12-14-0004</a>	State	Will County	I-55 (Stevenson Expressway)	at Blodgett Rd. @ Grant Creek	EII	Phase II Engineering	ILL	54,082	54,082	New Project	Modernization	Highway
<a href="#">12-14-0011</a>	State	New Lenox	Washington St.	Briggs St. to US 30	C	Resurfacing	ILL	640,000	640,000	New Project	Maintenance	Highway
<a href="#">12-97-0002</a>	State	Will County	US 30	IL 59 to I-55	CE	Construction Engineering	ILL	249,999	249,999	New Project	Expansion	Highway
12-Not in TIP	State	Diamond	Various	Village of Diamond	C	Miscellaneous	ILL	325,245	325,245	New Project	Maintenance	Highway
12-Not in TIP	State	Diamond	Various	Village of Diamond	CE	Construction Engineering	ILL	4,177	4,177	New Project	Maintenance	Highway
12-Not in TIP	State	Diamond	Various	Village of Diamond	EI	Preliminary Engineering	ILL	41,778	41,778	New Project	Maintenance	Highway
12-Not in TIP	State	Bolingbrook	I-55 (Stevenson Expressway)	at Northbound Weigh Station	C	Pavement Patching	ILL	174,700	174,700	New Project	Maintenance	Highway
12-Not in TIP	State	Bolingbrook	I-55 (Stevenson Expressway)	at Southbound Weigh Station	C	Pavement Patching	ILL	162,558	162,558	New Project	Maintenance	Highway



TIP ID	State or Local	Municipality	Location	Project Limits	Phase	Work	Fund Source	State/Local Funds (non-matching) (by Phase)	Total Project Funding (by Phase)	Obligation Type (New or Changed)	Project Classification	Project Type
12-Not in TIP	State	Peotone	I-57	at Southbound Weigh Station	C	Pavement Patching	ILL	164,262	164,262	New Project	Maintenance	Highway
12-Not in TIP	State	N/A	Various	Cook and Will Counties	C	Riprap improvements at 8 various bridge locations	ILL	288,266	288,266	New Project	Maintenance	Highway
12-Not in TIP	State	Homer Glenn and Orland Park	US 6/IL 7	Gouger Rd. to Ravinia Ave.	C	Tree Removal	ILL	445,531	445,531	New Project	Maintenance	Highway
12-Not in TIP	State	Will County	Parks Rd.	at Kankakee River State Park	C	Resurfacing	ILL	1,931,847	1,931,847	New Project	Maintenance	Highway
12-Not in TIP	Local	Will County	CH 49 Exchange St.	Crete Rd. to Cottage Grove Ave.	Eng	Engineering	Local	787,000	787,000	New Project	Maintenance	Highway
12-Not in TIP	Local	Will County	CH 74 Laraway Rd.	at Spencer Rd.	ROW	Right of Way Acquisition	Local	5,500	5,500	New Project	Maintenance	Highway
12-Not in TIP	Local	Will County	CH 16 Bell Rd.	159th St. to 151st St.	ROW	Right of Way Acquisition	Local	221,000	221,000	New Project	Maintenance	Highway
12-Not in TIP	Local	Will County	CH 49 Exchange St.	Over Deer Creek	EII	Phase II Engineering	Local	225,000	225,000	New Project	Maintenance	Highway
12-Not in TIP	Local	Will County	CH 25 Wilmington-Peotone	Over South Br. Fork Creek	EII	Phase II Engineering	Local	435,000	435,000	New Project	Maintenance	Highway
12-Not in TIP	Local	Will County	CH 25 S. Briggs St.	Mills to US Route 52	EII	Phase II Engineering	Local	320,000	320,000	New Project	Maintenance	Highway
12-Not in TIP	Local	Will County	CH 17 East Frontage Rd.	Over N. Br. Grant Creek	EII	Phase II Engineering	Local	113,000	113,000	New Project	Maintenance	Highway
12-Not in TIP	Local	Will County	CH 25 Wilmington-Peotone	Over South Br. Fork Creek	C	Bridge Repairs	Local	1,400,000	1,400,000	New Project	Maintenance	Highway
12-Not in TIP	Local	Will County	CH 3 McDonough St.	Houbolt Rd. to Infantry Dr.	C	Bridge Repairs	Local	3,540,000	3,540,000	New Project	Maintenance	Highway
12-Not in TIP	Local	Will County	CH 24 Peotone Beecher Rd.	Over Exline Slough	C	Bridge Repairs	Local	1,450,000	1,450,000	New Project	Maintenance	Highway
12-Not in TIP	Local	Will County	CH 17 East	Over N. Br.	C	Bridge Repairs	Local	500,000	500,000	New Project	Maintenance	Highway



TIP ID	State or Local	Municipality	Location	Project Limits	Phase	Work	Fund Source	State/Local Funds (non-matching) (by Phase)	Total Project Funding (by Phase)	Obligation Type (New or Changed)	Project Classification	Project Type
TIP			Frontage Rd.	Grant Creek								
<a href="#">13-13-0016</a>	State	Chicago	Various	Near Midway Airport	C	Resurfacing	ILL	235,000	235,000	New Project	Maintenance	Highway
<a href="#">13-13-0023</a>	State	McHenry County	Various	Various locations in McHenry County	C	ADA Pedestrian Ramps	ILL	393,706	393,706	New Project	Modernization	Pedestrian
<a href="#">13-14-0005</a>	State	District 1	Various	Various locations in District 1	C	Wetland areas management for 404 Permit compliance.	ILL	886,757	886,757	New Project	Maintenance	Other
<a href="#">13-14-0007</a>	State	N/A	Various	Cook, DuPage, Lake Counties	C	Resurfacing	ILL	3,835,000	3,835,000	New Project	Maintenance	Highway
<a href="#">13-14-0007</a>	State	Various	Various	Northern Cook County	C	Resurfacing	ILL	3,835,000	3,835,000	New Project	Maintenance	Highway
<a href="#">13-14-0007</a>	State	Various	Various	Central Cook County	C	Resurfacing	ILL	1,485,000	1,485,000	New Project	Maintenance	Highway
<a href="#">13-14-0007</a>	State	Various	Various	Southern Cook County	C	Resurfacing	ILL	1,190,000	1,190,000	New Project	Maintenance	Highway
<a href="#">13-14-0007</a>	State	Various	Various	DuPage County	C	Resurfacing	ILL	820,000	820,000	New Project	Maintenance	Highway
<a href="#">13-14-0007</a>	State	Various	Various	Kane County	C	Resurfacing	ILL	295,000	295,000	New Project	Maintenance	Highway
<a href="#">13-14-0007</a>	State	Various	Various	Eastern Lake County	C	Resurfacing	ILL	2,490,000	2,490,000	New Project	Maintenance	Highway
<a href="#">13-14-0007</a>	State	Various	Various	Western Lake County	C	Resurfacing	ILL	870,000	870,000	New Project	Maintenance	Highway
<a href="#">13-14-0007</a>	State	Various	Various	McHenry County	C	Resurfacing	ILL	1,415,000	1,415,000	New Project	Maintenance	Highway
<a href="#">13-14-0007</a>	State	Various	Various	Will Lake County	C	Resurfacing	ILL	1,975,000	1,975,000	New Project	Maintenance	Highway
<a href="#">13-14-0007</a>	State	Various	Various	Cook-DuPage Counties	C	Resurfacing	ILL	465,000	465,000	New Project	Maintenance	Highway
<a href="#">13-14-0007</a>	State	Various	Various	Cook County	C	Resurfacing	ILL	680,000	680,000	New Project	Maintenance	Highway
<a href="#">13-14-0007</a>	State	Various	Various	Cook-Will County	C	Tree Removal	ILL	319,815	319,815	New Project	Maintenance	Highway



TIP ID	State or Local	Municipality	Location	Project Limits	Phase	Work	Fund Source	State/Local Funds (non-matching) (by Phase)	Total Project Funding (by Phase)	Obligation Type (New or Changed)	Project Classification	Project Type
13-Not in TIP	State	N/A	Central Cook Co.	Various locations in Central Cook County	C	LED installation at various locations.	ILL	900,781	900,781	New Project	Modernization	Highway
13-Not in TIP	State	N/A	South Cook Co.	Various locations in South Cook County	C	LED installation at various locations.	ILL	810,798	810,798	New Project	Modernization	Highway
13-Not in TIP	State	N/A	Various	Northern Cook County	C	LED installation at various locations.	ILL	837,778	837,778	New Project	Modernization	Highway
13-Not in TIP	State	N/A	Various	Northeast Cook County	C	LED installation at various locations.	ILL	947,011	947,011	New Project	Modernization	Highway
13-Not in TIP	State	N/A	Various	Southern Cook County	C	LED installation at various locations.	ILL	926,328	926,328	New Project	Modernization	Highway
13-Not in TIP	State	Various	Various	Various locations in Central Cook County	C	LED installation at various locations.	ILL	1,066,933	1,066,933	New Project	Modernization	Highway
13-Not in TIP	State	Cook County	Various	Northern Cook County	C	LED installation at various locations.	ILL	0	0	New Project	Modernization	Highway
13-Not in TIP	State	Cook County	Various	Northern Cook County	C	LED installation at various locations.	ILL	943,333	943,333	New Project	Modernization	Highway
13-Not in TIP	State	Various	Various	Southern Cook County	C	LED installation at various locations.	ILL	805,150	805,150	New Project	Modernization	Highway
13-Not in TIP	State	Various	Various	Southern Cook County	C	LED installation at various locations.	ILL	582,620	582,620	New Project	Modernization	Highway
13-Not in TIP	State	Various	Various	Northern Cook County	C	LED installation and traffic signal modernization	ILL	1,092,946	1,092,946	New Project	Modernization	Highway
13-Not in TIP	State	N/A	Various	Central Cook County	C	LED installation, Traffic Signal Modernization	ILL	1,155,556	1,155,556	New Project	Modernization	Highway



TIP ID	State or Local	Municipality	Location	Project Limits	Phase	Work	Fund Source	State/Local Funds (non-matching) (by Phase)	Total Project Funding (by Phase)	Obligation Type (New or Changed)	Project Classification	Project Type
13-Not in TIP	State	N/A	Various	Central Cook County	C	LED installation, Traffic Signal Modernization	ILL	750,000	750,000	New Project	Modernization	Highway
13-Not in TIP	State	N/A	Various	North Cook County	C	LED installation, Traffic Signal Modernization	ILL	970,000	970,000	New Project	Modernization	Highway
13-Not in TIP	State	N/A	Various	District 1	C	Overhead sign structure repairs and replacement at various locations throughout district 1.	ILL	677,792	677,792	New Project	Maintenance	Highway
13-Not in TIP	State	N/A	Various	Cook and DuPage Counties	C	Bridge Repairs	ILL	908,084	908,084	New Project	Maintenance	Highway
13-Not in TIP	State	District 1	Various	Cook and DuPage Counties	C	Bridge Repairs	ILL	618,251	618,251	New Project	Maintenance	Highway
13-Not in TIP	State	N/A	Various	District 1	C	Pavement Marking at various locations in District 1	ILL	719,115	719,115	New Project	Maintenance	Highway
13-Not in TIP	State	District 1	Various	Various	C	Pavement Marking at various locations in District 1	ILL	541,500	541,500	New Project	Maintenance	Highway
13-Not in TIP	State	District 1	Various	Various	C	Pavement Marking at various locations in District 1	ILL	406,500	406,500	New Project	Maintenance	Highway
13-Not in TIP	State	District 1	Various	Various	C	Pavement Marking at various locations in District 1	ILL	341,250	341,250	New Project	Maintenance	Highway
13-Not in TIP	State	Various	Various	District 1	C	Highway Pavement Marking	ILL	684,916	684,916	New Project	Maintenance	Highway
13-Not in TIP	State	Various	Various	District 1	C	Highway	ILL	567,478	567,478	New Project	Maintenance	Highway



TIP ID	State or Local	Municipality	Location	Project Limits	Phase	Work	Fund Source	State/Local Funds (non-matching) (by Phase)	Total Project Funding (by Phase)	Obligation Type (New or Changed)	Project Classification	Project Type
TIP						Pavement Marking						
13-Not in TIP	State	Various	Various	District 1	C	Highway Pavement Marking	ILL	590,400	590,400	New Project	Maintenance	Highway
13-Not in TIP	State	n/a	Various	Northern part of District 1	C	Repair and installation of fences	ILL	234,513	234,513	New Project	Maintenance	Highway
13-Not in TIP	State	N/A	Various	southern part of district 1	C	Repair and installation of fences	ILL	357,080	357,080	New Project	Maintenance	Highway
13-Not in TIP	State	n/a	Various	District 1	C	Weed Spraying	ILL	239,230	239,230	New Project	Maintenance	Highway
13-Not in TIP	State	n/a	Various	North expressways in district 1	C	Mowing	ILL	199,716	199,716	New Project	Maintenance	Highway
13-Not in TIP	State	n/a	Various	South expressways in district 1	C	Mowing	ILL	295,500	295,500	New Project	Maintenance	Highway
13-Not in TIP	State	Various	Various	District 1	C	Dead Tree removal	ILL	488,800	488,800	New Project	Maintenance	Highway
13-Not in TIP	State	N/A	Various	District 1	C	Sign installation and repair at various locations throughout district 1	ILL	644,000	644,000	New Project	Maintenance	Highway
13-Not in TIP	State	Various	Various	Various locations in Cook County	C	Bridge Repairs	ILL	316,500	316,500	New Project	Maintenance	Highway
13-Not in TIP	State	N/A	Various	District 1	EII	Phase II Engineering	ILL	375,000	375,000	New Project	Maintenance	Highway
13-Not in TIP	State	Various	I-94	Lawrence Ave. to Lake Cook Rd.	C	Crack and joint routing and sealing	ILL	633,940	633,940	New Project	Maintenance	Highway
13-Not in TIP	State	N/A	Various	District 1	EII	Phase II Engineering	ILL	350,000	350,000	New Project	Maintenance	Highway
13-Not in TIP	State	N/A	Various	District 1	EII	Phase II Engineering	ILL	249,000	249,000	New Project	Maintenance	Highway
13-Not in TIP	State	N/A	Various	District 1	EII	Phase II	ILL	1,500,000	1,500,000	New Project	Maintenance	Highway





TIP ID	State or Local	Municipality	Location	Project Limits	Phase	Work	Fund Source	State/Local Funds (non-matching) (by Phase)	Total Project Funding (by Phase)	Obligation Type (New or Changed)	Project Classification	Project Type
TIP						Engineering						
13-Not in TIP	State	N/A	Various	District 1	EII	Phase II Engineering	ILL	1,500,000	1,500,000	New Project	Maintenance	Highway
13-Not in TIP	State	N/A	Various	District 1	EII	Phase II Engineering	ILL	2,000,000	2,000,000	New Project	Maintenance	Highway
13-Not in TIP	State	N/A	Various	District 1	EII	Phase II Engineering	ILL	300,000	300,000	New Project	Maintenance	Highway
13-Not in TIP	State	N/A	Various	District 1	EI	Preliminary Engineering	ILL	900,000	900,000	New Project	Maintenance	Highway
13-Not in TIP	State	N/A	Various	District 1	EI	Preliminary Engineering	ILL	249,999	249,999	New Project	Maintenance	Highway
13-Not in TIP	State	N/A	Various	District 1	EI	Preliminary Engineering	ILL	500,000	500,000	New Project	Maintenance	Highway
13-Not in TIP	State	N/A	Various	District 1	EI	Preliminary Engineering	ILL	249,999	249,999	New Project	Maintenance	Highway
13-Not in TIP	State	N/A	Various	District 1	EI	Preliminary Engineering	ILL	249,999	249,999	New Project	Maintenance	Highway
13-Not in TIP	State	N/A	Various	District 1	EI	Preliminary Engineering	ILL	249,999	249,999	New Project	Maintenance	Highway
13-Not in TIP	State	N/A	Various	District 1	EI	Preliminary Engineering	ILL	249,999	249,999	New Project	Maintenance	Highway
13-Not in TIP	State	N/A	Various	District 1	EI	Preliminary Engineering	ILL	249,999	249,999	New Project	Maintenance	Highway
13-Not in TIP	State	N/A	Various	District 1	EI	Preliminary Engineering	ILL	249,999	249,999	New Project	Maintenance	Highway
13-Not in TIP	State	N/A	Various	District 1	EI	Preliminary Engineering	ILL	249,999	249,999	New Project	Maintenance	Highway
13-Not in TIP	State	N/A	Various	District 1	EI	Preliminary Engineering	ILL	300,000	300,000	New Project	Maintenance	Highway
13-Not in TIP	State	N/A	Various	District 1	EI	Preliminary Engineering	ILL	200,000	200,000	New Project	Maintenance	Highway
13-Not in TIP	State	N/A	Various	District 1	EI	Preliminary Engineering	ILL	120,000	120,000	New Project	Maintenance	Highway
13-Not in TIP	State	N/A	Various	District 1	EI	Preliminary Engineering	ILL	500,000	500,000	New Project	Maintenance	Highway
13-Not in TIP	State	N/A	Various	District 1	EI	Preliminary Engineering	ILL	300,000	300,000	New Project	Maintenance	Highway
13-Not in TIP	State	N/A	Various	District 1	CE	Construction	ILL	750,000	750,000	New Project	Maintenance	Highway



TIP ID	State or Local	Municipality	Location	Project Limits	Phase	Work	Fund Source	State/Local Funds (non-matching) (by Phase)	Total Project Funding (by Phase)	Obligation Type (New or Changed)	Project Classification	Project Type
TIP						Engineering						
13-Not in TIP	State	N/A	Various	District 1	CE	Construction Engineering	ILL	500,000	500,000	New Project	Maintenance	Highway
13-Not in TIP	State	N/A	Various	District 1	CE	Construction Engineering	ILL	500,000	500,000	New Project	Maintenance	Highway
13-Not in TIP	State	N/A	Various	District 1	EII	Phase II Engineering	ILL	300,000	300,000	New Project	Maintenance	Highway
13-Not in TIP	Local	Cook County	Various	Cook County	C	Resurfacing	County	1,300,000	1,300,000	New Project	Maintenance	Highway
13-Not in TIP	Local	Cook County	Various	North Cook County	C	Resurfacing	County	2,069,000	2,069,000	New Project	Maintenance	Highway
13-Not in TIP	Local	Cook County	Various	South Cook County	C	Resurfacing	County	2,322,000	2,322,000	New Project	Maintenance	Highway
13-Not in TIP	Local	Regional	I-355 (Veterans Memorial Tollway)	75th St. to I-88	EII	Preliminary Engineering	Tollway	734,138	734,138	New Project	Maintenance	Highway
13-Not in TIP	Local	Regional	I-88 (Reagan Memorial Tollway)	IL 251 to US 30	EII	Preliminary Engineering	Tollway	10,346,998	10,346,998	New Project	Maintenance	Highway
13-Not in TIP	Local	Regional	I-88 (Reagan Memorial Tollway)	York Rd. to I-290	EII	Preliminary Engineering	Tollway	3,348,579	3,348,579	New Project	Maintenance	Highway
13-Not in TIP	Local	Regional	I-88 (Reagan Memorial Tollway)	East-West Connector Rd. between I-294 and I-88	EII	Preliminary Engineering	Tollway	2,993,467	2,993,467	New Project	Maintenance	Highway
13-Not in TIP	Local	Cook County	Various	South Cook County	C	Bridge Repairs	County	750,000	750,000	New Project	Maintenance	Highway
13-Not in TIP	Local	Regional	I-88 (Reagan Memorial Tollway)	Aurora Toll Plaza to IL 59	C	Pavement markings, pavement lane markers and shoulder rumble strips.	Tollway	3,076,782	3,076,782	New Project	Maintenance	Highway
13-Not in TIP	Local	Regional	I-90 (Jane Addams Memorial Tollway)	Barrington Rd. to Elmhurst Rd.	C	Water main Relocations	Tollway	54,618,692	54,618,692	New Project	Maintenance	Highway



TIP ID	State or Local	Municipality	Location	Project Limits	Phase	Work	Fund Source	State/Local Funds (non-matching) (by Phase)	Total Project Funding (by Phase)	Obligation Type (New or Changed)	Project Classification	Project Type
13-Not in TIP	Local	Regional	I-355 (Veterans Memorial Tollway)	I-80 to I-55	C	Bridge Repairs	Tollway	3,298,686	3,298,686	New Project	Maintenance	Highway
13-Not in TIP	Local	Regional	Regional	Systemwide	C	Bridge Painting	Tollway	3,646,621	3,646,621	New Project	Maintenance	Highway
13-Not in TIP	Local	Regional	I-294	CN RR to Cicero Ave.	C	Bridge Repair	Tollway	3,859,677	3,859,677	New Project	Maintenance	Highway
13-Not in TIP	Local	Regional	I-88 (Reagan Memorial Tollway)	Church St. overpass	C	Bridge Reconstruction	Tollway	4,920,945	4,920,945	New Project	Modernization	Highway
13-Not in TIP	Local	Regional	Regional	Systemwide	EII	Phase II Engineering	Tollway	3,999,970	3,999,970	New Project	Maintenance	Highway
13-Not in TIP	Local	Regional	Regional	Systemwide	CE	Construction Engineering	Tollway	5,000,000	5,000,000	New Project	Maintenance	Highway
13-Not in TIP	Local	Regional	I-294	I-94/IL 394 to Touhy Ave.	C	Intermittent Pavement, Ramp and Bridge Repairs, and Parking Lot Rehabilitation	Tollway	4,667,760	4,667,760	New Project	Maintenance	Highway
13-Not in TIP	Local	Regional	Regional	Systemwide	C	Parking Lot renovations at Toll Plazas	Tollway	4,386,760	4,386,760	New Project	Maintenance	Highway
13-Not in TIP	Local	Regional	I-294	Cal-Sag channel to Balmoral Ave.	C	Ramp, Bridge, Noise wall, Retaining Wall & Guardrail Repairs	Tollway	14,432,978	14,432,978	New Project	Maintenance	Highway
13-Not in TIP	Local	Regional	Regional	Systemwide	C	Interchange Reconstruction and Systemwide Repairs	Tollway	26,995,461	26,995,461	New Project	Maintenance	Highway
13-Not in TIP	Local	Regional	I-94	Mileposts 0 - 30 and 25 - 52.8	C	Exit numbering and signage	Tollway	4,674,721	4,674,721	New Project	Maintenance	Highway
13-Not in TIP	Local	Regional	I-94	Milepost 0 - 25	C	Signage Improvements	Tollway	3,540,601	3,540,601	New Project	Maintenance	Highway
13-Not in TIP	State	Peotone	I-57	Weigh Station (NB/SB -	EII	Architectural Engineering	ILL	23,250	23,250	New Project	Maintenance	Highway



TIP ID	State or Local	Municipality	Location	Project Limits	Phase	Work	Fund Source	State/Local Funds (non-matching) (by Phase)	Total Project Funding (by Phase)	Obligation Type (New or Changed)	Project Classification	Project Type
				Peotone)								
13-Not in TIP	State	N/A	Various	District 1	EI	Preliminary Engineering	ILL	500,000	500,000	New Project	Maintenance	Highway
13-Not in TIP	State	N/A	Various	District 1	EI	Preliminary Engineering	ILL	500,000	500,000	New Project	Maintenance	Highway
13-Not in TIP	State	N/A	Various	District 1	EI	Preliminary Engineering	ILL	750,000	750,000	New Project	Maintenance	Highway
13-Not in TIP	State	N/A	Various	District 1	EI	Preliminary Engineering	ILL	1,500,000	1,500,000	New Project	Maintenance	Highway
13-Not in TIP	State	N/A	Various	District 1	EI	Preliminary Engineering	ILL	800,000	800,000	New Project	Maintenance	Highway
13-Not in TIP	State	N/A	Various	District 1	EI	Preliminary Engineering	ILL	1,000,000	1,000,000	New Project	Maintenance	Highway
13-Not in TIP	State	N/A	Various	District 1	EI	Preliminary Engineering	ILL	1,000,000	1,000,000	New Project	Maintenance	Highway
<a href="#">15-11-0001</a>	State	Cook County	Sauk Trail	at Burnham Ave	ROW	Right of Way Acquisition	ILL	429	429	New Project	Maintenance	Highway
<a href="#">15-12-0001</a>	State	Lemont	IL 83	County line to US 45	C	Resurfacing	ILL	2,365,000	2,365,000	New Project	Maintenance	Highway



## Transit Projects

This section is comprised of transit projects that had expenditures in FFY 2014. The information contained in this section is supplied to CMAP by the Chicago Transit Authority (CTA), the Chicago Department of Transportation (CDOT), Metra, Pace, and the Regional Transportation Authority (RTA). As with the previous sections, the projects are sorted by TIP ID, which corresponds to each transit agency (see [Appendix 3](#)), and there is a separate line item for each phase or fund source. The number of transit projects is significantly less than the number of road projects because the transit agencies often group a program of related projects into single entry in the TIP. For example, a single TIP entry for “station improvements” may include the rehabilitation of dozens of stations along various rail lines. All of the transit projects in this section had implementation for a phase due to the grouping, and some projects had more than one phase of implementation or more than one fund source because the various grouped projects may be awarded or obligated over time.





**Table 3. FFY13 Transit Funded Project Phases**

TIP ID	Agency	Work (description)	Rail/Bus or Location	Fund Source	Federal Amount	Matching Funds	Toll Credit Match	State/Local Funds (non-matching) (by Phase)	Service Board Funds (RTA, CTA, Metra, Pace)	Total Funds	Mode	Project Classification	Type
<a href="#">01-10-0038</a>	CDOT	East-West Corridor BRT	Bus	5309C	22,382,000	5,596,000	no	0	0	27,978,000	Bus	Expansion	Transit
<a href="#">01-12-0008</a>	CDOT	Washington/Wabash CTA Elevated Station	Rail	CMA Q	39,273,000	0	yes	0	0	39,273,000	Rail	Modernization	Transit
<a href="#">13-13-0004</a>	RTA	Pace Call-N-Ride	Bus	JARC	487,000	460,000	no	0	0	947,000	Bus	Modernization	Transit
<a href="#">13-14-0020</a>	IDOT-IDPIT	Paratransit Vehicle Purchases		5310	3,662,000	0	yes	0	0	3,662,000	Bus	Modernization	Transit
<a href="#">16-00-0004</a>	CTA	Bus Rehabilitation	Bus	5307	8,625,000	0	yes	0	0	8,625,000	Bus	Maintenance	Transit
<a href="#">16-00-0004</a>	CTA	Bus Rehabilitation	Bus	ILLT	0	0	no	60,100,000	0	60,100,000	Bus	Maintenance	Transit
<a href="#">16-00-0004</a>	CTA	Bus Rehabilitation	Bus	RTA	0	0	no	0	15,000,000	15,000,000	Bus	Maintenance	Transit
<a href="#">16-00-0006</a>	CTA	Rail Car Rehabilitation	Rail	5337	23,409,000	0	yes	0	0	23,409,000	Rail	Maintenance	Transit
<a href="#">16-00-0006</a>	CTA	Rail Car Rehabilitation	Rail	ILLT	0	0	no	53,132,000	0	53,132,000	Rail	Maintenance	Transit
<a href="#">16-00-0006</a>	CTA	Rail Car Rehabilitation	Rail	SB	0	0	no	0	33,192,000	33,192,000	Rail	Maintenance	Transit
<a href="#">16-00-0030</a>	CTA	Signal Improvements	Blue Line: (Jefferson Park to O'Hare)	RTA	0	0	no	0	3,860,007	3,860,007	Rail	Modernization	Transit
<a href="#">16-00-0030</a>	CTA	Replace and Upgrade Power Distribution	Blue Line: East Lake Substation - YNB	RTA	0	0	no	0	8,499,291	8,499,291	Rail	Modernization	Transit
<a href="#">16-00-0030</a>	CTA	Replace and Upgrade Power Distribution	Blue Line: Milwaukee Substation - YNB	RTA	0	0	no	0	5,852,709	5,852,709	Rail	Modernization	Transit
<a href="#">16-00-0030</a>	CTA	Replace and Upgrade Power Distribution	Rail	RTA	0	0	no	0	1,441,680	1,441,680	Rail	Modernization	Transit



TIP ID	Agency	Work (description)	Rail/Bus or Location	Fund Source	Federal Amount	Matching Funds	Toll Credit Match	State/Local Funds (non-matching) (by Phase)	Service Board Funds (RTA, CTA, Metra, Pace)	Total Funds	Mode	Project Classification	Type
<a href="#">16-00-0030</a>	CTA	Replace and Upgrade Power Distribution	Substation (Broadway)	RTA	0	0	no	0	11,244,687	11,244,687	Rail	Modernization	Transit
<a href="#">16-00-0030</a>	CTA	Replace and Upgrade Power Distribution	Substation (Kimball, State, Princeton)	RTA	0	0	no	0	26,963,734	26,963,734	Rail	Modernization	Transit
<a href="#">16-00-0030</a>	CTA	Replace and Upgrade Power Distribution	Substation (Hubbard)	RTA	0	0	no	0	6,659,484	6,659,484	Rail	Modernization	Transit
<a href="#">16-01-0008</a>	CTA	Program Management	Other	5307	1,565,000	0	yes	0	0	1,565,000	Other	Maintenance	Other
<a href="#">16-01-0008</a>	CTA	Program Management	Other	5337	5,125,000	0	yes	0	0	5,125,000	Other	Maintenance	Other
<a href="#">16-02-0004</a>	CTA	Rail Station Rehabilitation	Red Line: Wilson Station	5309C	6,000,000	0	yes	0	0	6,000,000	Rail	Maintenance	Transit
<a href="#">16-02-0004</a>	CTA	Rail Station Rehabilitation	Rail	5337	18,516,000	0	yes	0	0	18,516,000	Rail	Maintenance	Transit
<a href="#">16-02-0004</a>	CTA	Planning	Rail	5337	7,500,000	0	yes	0	0	7,500,000	Rail	Maintenance	Transit
<a href="#">16-02-0004</a>	CTA	Rail Station Rehabilitation	Rail	5337	3,015,932	0	yes	0	0	3,015,932	Rail	Maintenance	Transit
<a href="#">16-02-0004</a>	CTA	Rail Station Rehabilitation	Blue Line: Damen, California & Western Station	ILLT	0	0	no	32,000,000	0	32,000,000	Rail	Maintenance	Transit
<a href="#">16-02-0004</a>	CTA	Rail Station Rehabilitation	Blue Line: Jefferson Park Station	ILLT	0	0	no	15,236,957	0	15,236,957	Rail	Maintenance	Transit
<a href="#">16-02-0004</a>	CTA	Rail Station Rehabilitation	Blue Line: Addison Station	ILLT	0	0	no	8,587,004	0	8,587,004	Rail	Maintenance	Transit
<a href="#">16-02-0004</a>	CTA	Rail Station Rehabilitation	Blue Line: Grand, Chicago and Division Stations	ILLT	0	0	no	1,028,240	0	1,028,240	Rail	Maintenance	Transit





TIP ID	Agency	Work (description)	Rail/Bus or Location	Fund Source	Federal Amount	Matching Funds	Toll Credit Match	State/Local Funds (non-matching) (by Phase)	Service Board Funds (RTA, CTA, Metra, Pace)	Total Funds	Mode	Project Classification	Type
<a href="#">16-02-0004</a>	CTA	Rail Station Rehabilitation	Blue Line: Irving Park to Cumberland Station	ILLT	0	0	no	28,747,799	0	28,747,799	Rail	Maintenance	Transit
<a href="#">16-02-0004</a>	CTA	Rail Station Rehabilitation	Blue Line: Peoria Station	ILLT	0	0	no	4,400,000	0	4,400,000	Rail	Maintenance	Transit
<a href="#">16-02-0004</a>	CTA	Rail Station Rehabilitation	Red Line: Bryn Mawr Station	TIF	0	0	no	0	10,000,000	10,000,000	Rail	Maintenance	Transit
<a href="#">16-02-0004</a>	CTA	Rail Station Rehabilitation	Quincy Station	TIF	0	0	no	0	15,700,000	15,700,000	Rail	Maintenance	Transit
<a href="#">16-02-0004</a>	CTA	Rail Station Rehabilitation	Blue Line: Illinois Medical District Station	TIF	0	0	no	0	23,000,000	23,000,000	Rail	Maintenance	Transit
<a href="#">16-02-0004</a>	CTA	Track Improvements	Blue Line	RTA	0	0	no	0	4,236,957	4,236,957	Rail	Maintenance	Transit
<a href="#">16-03-0011</a>	CTA	Opack-Transit Anti-Terrorism Teams Sustainment	Systemwide	HLS	2,639,627	0	no	0	0	2,639,627	Other	Modernization	Transit
<a href="#">16-03-0011</a>	CTA	Underground/Underwater Tunnel Intrusion Detection System	Systemwide	HLS	2,462,944	0	no	0	0	2,462,944	Rail	Modernization	Transit
<a href="#">16-03-0014</a>	CTA	CTA Bond Repayment	Systemwide	5307	65,419,017	0	no	0	0	65,419,017	Mixed	Maintenance	Other
<a href="#">16-03-0014</a>	CTA	CTA Bond Repayment	Systemwide	5337	73,605,021	0	no	0	0	73,605,021	Mixed	Maintenance	Other
<a href="#">16-10-9001</a>	CTA	RPM Project Development	Red Line	5309C or	35,000,000	8,750,000	no	0	0	43,750,000	Rail	Modernization	Transit
<a href="#">16-10-9001</a>	CTA	North Red Line Improvements	Red Line	CTA	0	0	no	0	15,766,066	15,766,066	Rail	Modernization	Transit
<a href="#">16-13-0003</a>	CTA	CTA Open Fare Payment System	Bus	SB	0	0	no	0	0	0	Bus	Maintenance	Other



TIP ID	Agency	Work (description)	Rail/Bus or Location	Fund Source	Federal Amount	Matching Funds	Toll Credit Match	State/Local Funds (non-matching) (by Phase)	Service Board Funds (RTA, CTA, Metra, Pace)	Total Funds	Mode	Project Classification	Type
		- Equipment (Lease)											
<a href="#">16-13-0003</a>	CTA	CTA Open Fare Payment System - Equipment (Lease)	Bus	SB	0	0	no	0	0	0	Bus	Maintenance	Other
<a href="#">16-13-0003</a>	CTA	CTA Open Fare Payment System - Equipment (Lease)	Bus	SB	0	0	no	0	0	0	Bus	Maintenance	Other
<a href="#">16-13-0003</a>	CTA	CTA Open Fare Payment System - Equipment (Lease)	Bus	SB	0	0	no	0	0	0	Bus	Maintenance	Other
<a href="#">16-13-0004</a>	CTA	95st Station (Red) - Terminal	Red Line: 95th St. Station	RTA	0	0	no	0	35,000,000	35,000,000	Mixed	Maintenance	Transit
<a href="#">16-13-0004</a>	CTA	95st Station (Red) - Terminal	Red Line: 95th St. Station	CTA	0	0	no	0	28,244,923	28,244,923	Mixed	Maintenance	Transit
<a href="#">16-13-0004</a>	CTA	Red Line Improvements	Red Line	CTA	0	0	no	0	33,758,011	33,758,011	Mixed	Maintenance	Transit
<a href="#">16-13-0004</a>	CTA	Station Renovation	Red Line: 95th St. Station	TIFIA	79,200,000	0	no	0	0	79,200,000	Rail	Maintenance	Transit
<a href="#">16-14-0001</a>	CTA	Purchase and install hybrid engines on 60' articulated buses	Bus	CMA Q	4,056,000	1,014	no	0	0	4,057,014	Bus	Modernization	Transit
<a href="#">16-14-0002</a>	CTA	Reconstruction and Modernization Planning Study	Blue Line: Forest Park	5309C	625,000	0	yes	0	0	625,000	Rail	Modernization	Transit
<a href="#">16-14-0003</a>	CTA	Purchase and Install Customer Information Digital Displays	Bus	RTA	0	0	no	0	0	0	Bus	Modernization	Other
<a href="#">16-14-0006</a>	CTA	Real Time Arrival	Bus	CTA	0	0	no	0	0	0	Bus	Modernization	Other



TIP ID	Agency	Work (description)	Rail/Bus or Location	Fund Source	Federal Amount	Matching Funds	Toll Credit Match	State/Local Funds (non-matching) (by Phase)	Service Board Funds (RTA, CTA, Metra, Pace)	Total Funds	Mode	Project Classification	Type
		Information for Bus Stop Signs											
<a href="#">16-14-0007</a>	CTA	Rail Improvements	Blue Line: Grand Ave. Station to O'Hare Station	ILLT	0	0	no	90,000,000	0	90,000,000	Rail	Modernization	Mixed
<a href="#">16-14-0007</a>	CTA	Rail Improvements	Blue Line: Grand Ave. Station to O'Hare Station	SB	0	0	no	0	37,988,000	37,988,000	Rail	Modernization	Mixed
<a href="#">16-15-0005</a>	CTA	Purchase Rail Cars - 7000's (Base Order 400 Cars)	Rail	5337	325,000	0	yes	0	0	325,000	Rail	Maintenance	Transit
<a href="#">16-15-0005</a>	CTA	Purchase Rail Cars - 7000's (Base Order 400 Cars)	Rail	SB	0	0	no	0	36,523,000	36,523,000	Rail	Maintenance	Transit
<a href="#">16-96-0061</a>	CTA	Replace Busses	Bus	5307	44,591,380	0	yes	0	0	44,591,380	Bus	Maintenance	Transit
<a href="#">16-96-0061</a>	CTA	Replace Busses	Bus	5339	23,383,471	0	yes	0	0	23,383,471	Bus	Maintenance	Transit
<a href="#">16-96-0061</a>	CTA	Replace Busses	Bus	SB	0	0	no	0	1,339,963	1,339,963	Bus	Maintenance	Transit
<a href="#">16-98-0003</a>	CTA	Upgrade Office Computer Systems	Systemwide	5307	406,000	0	yes	0	0	406,000	Other	Modernization	Transit
<a href="#">16-98-0003</a>	CTA	Upgrade \ Support Computer Systems	Systemwide	5337	1,100,000	0	yes	0	0	1,100,000	Other	Modernization	Transit
<a href="#">16-98-0006</a>	CTA	Purchase rail Cars	Rail	5337	324,826	0	yes	0	0	324,826	Rail	Maintenance	Transit
<a href="#">16-98-0006</a>	CTA	Purchase rail Cars	Rail	SB	0	0	no	0	244,701,686	244,701,686	Rail	Maintenance	Transit
<a href="#">16-98-0006</a>	CTA	Purchase rail Cars	Rail	SB	0	0	no	0	36,523,052	36,523,052	Rail	Maintenance	Transit
<a href="#">16-98-0015</a>	CTA	Improve Elevated Track and Structure	Red/Purple Line	5337	7,500,000	0	yes	0	0	7,500,000	Rail	Maintenance	Transit



TIP ID	Agency	Work (description)	Rail/Bus or Location	Fund Source	Federal Amount	Matching Funds	Toll Credit Match	State/Local Funds (non-matching) (by Phase)	Service Board Funds (RTA, CTA, Metra, Pace)	Total Funds	Mode	Project Classification	Type
		Systemwide											
<a href="#">16-98-0015</a>	CTA	Rave Loop Connector - Signal/Track/Structure Upgrades	Red/Purple Line	ILLT	0	0	no	42,000,000	0	42,000,000	Rail	Maintenance	Transit
<a href="#">16-98-0015</a>	CTA	Rehabilitate and Replace Tracks	Red/Purple Line	SB	0	0	no	0	35,092,000	35,092,000	Rail	Maintenance	Transit
<a href="#">16-99-0002</a>	CTA	Office Building	Other	5307	4,973,270	0	yes	0	0	4,973,270	Other	Maintenance	Transit
<a href="#">16-99-0002</a>	CTA	Bus/Rail facilities Rehabilitation	Red/Purple Line	ILLT	0	0	no	13,457,053	0	13,457,053	Rail	Maintenance	Transit
<a href="#">16-99-0002</a>	CTA	Bus/Rail facilities Rehabilitation	Red/Purple Line	SB	0	0	no	0	25,594,538	25,594,538	Rail	Maintenance	Transit
<a href="#">17-09-2001</a>	Pace	Capital Cost of Contracting	Bus	5307	2,851,000	0	yes	0	0	2,851,000	Bus	Maintenance	Other
<a href="#">17-94-0002</a>	Pace	Replace and but additional vans	Bus	5307	6,620,000	0	yes	0	0	6,620,000	Bus	Modernization	Transit
<a href="#">17-94-0008</a>	Pace	Replace Busses	Bus	5307	19,019,000	0	yes	0	0	19,019,000	Bus	Maintenance	Transit
<a href="#">17-94-0008</a>	Pace	Replace Busses	Bus	5339	1,626,000	0	yes	0	0	1,626,000	Bus	Maintenance	Transit
<a href="#">17-94-0022</a>	Pace	Contingencies and Administrative Cost	Bus	5307	425,000	0	yes	0	0	425,000	Other	Maintenance	Transit
<a href="#">17-94-0022</a>	Pace	Contingencies and Administrative Cost	Bus	5339	15,000	0	yes	0	0	15,000	Other	Maintenance	Transit
<a href="#">17-94-0024</a>	Pace	Computer Software	Bus	RTA	0	0	no	0	228,000	228,000	Other	Modernization	Transit
<a href="#">17-94-0024</a>	Pace	Computer Software	Bus	SB	0	0	no	0	1,000,000	1,000,000	Other	Modernization	Transit
<a href="#">17-94-0027</a>	Pace	Improvements at bus garages	Bus	5307	6,739,000	0	yes	0	0	6,739,000	Bus	Modernization	Transit
<a href="#">17-94-0027</a>	Pace	Improvements at bus garages	Bus	RTA	0	0	no	0	5,000,000	5,000,000	Bus	Modernization	Transit
<a href="#">17-94-0027</a>	Pace	Improvements at bus garages	Bus	SB	0	0	no	0	12,000,000	12,000,000	Bus	Modernization	Transit
<a href="#">17-94-0035</a>	Pace	Bus Stop and	Bus	ILLT	0	0	no	1,710,000	0	1,710,000	Bus	Modernization	Transit



TIP ID	Agency	Work (description)	Rail/Bus or Location	Fund Source	Federal Amount	Matching Funds	Toll Credit Match	State/Local Funds (non-matching) (by Phase)	Service Board Funds (RTA, CTA, Metra, Pace)	Total Funds	Mode	Project Classification	Type
		Shelter Improvements											
<a href="#">17-94-0040</a>	Pace	Unanticipated Capital	Bus	SB	0	0	no	0	250,000	250,000	Bus	Maintenance	Other
<a href="#">18-06-9112</a>	Metra	Locomotive Rehabilitation	Metra Electric District	5307	3,500,000	0	yes	0	0	3,500,000	Rail	Maintenance	Transit
<a href="#">18-06-9112</a>	Metra	Locomotive Rehabilitation	Metra Electric District	5337	10,000,000	0	yes	0	0	10,000,000	Rail	Maintenance	Transit
<a href="#">18-08-1700</a>	Metra	Rolling Stock Replacement (Bi-Level Cars)	Metra Electric District	5307	1,500,000	0	yes	0	0	1,500,000	Rail	Maintenance	Transit
<a href="#">18-08-2500</a>	Metra	Bridge Repairs	UP North	5337	9,215,000	0	yes	0	0	9,215,000	Rail	Maintenance	Transit
<a href="#">18-08-3403</a>	Metra	Electrical and Communications System Region Wide	Rail	RTA	0	0	no	0	6,000,000	6,000,000	Rail	Modernization	Transit
<a href="#">18-08-4200</a>	Metra	Metra Yards, Shops, Facilities (Crew Facilities)	UP RR	5307	500,000	0	yes	0	0	500,000	Rail	Modernization	Transit
<a href="#">18-08-4200</a>	Metra	Metra Yards, Shops, Facilities (Yard Improvements)	Metra Electric District	5307	260,000	0	yes	0	0	260,000	Rail	Modernization	Transit
<a href="#">18-08-4200</a>	Metra	Metra Yards, Shops, Facilities (Yard Improvements)	UP RR	5307	2,000,000	0	yes	0	0	2,000,000	Rail	Modernization	Transit
<a href="#">18-08-4200</a>	Metra	Metra Yards, Shops, Facilities (Yard Improvements)	Milwaukee District West	5337	3,000,000	0	yes	0	0	3,000,000	Rail	Modernization	Transit
<a href="#">18-08-4200</a>	Metra	Metra Yards, Shops, Facilities (Yard Improvements)	Metra Electric District	ILLT	0	0	no	7,840,000	0	7,840,000	Rail	Modernization	Transit
<a href="#">18-08-4200</a>	Metra	Metra Yards, Shops, Facilities	Rock Island District	RTA	0	0	no	0	500,000	500,000	Rail	Modernization	Transit



TIP ID	Agency	Work (description)	Rail/Bus or Location	Fund Source	Federal Amount	Matching Funds	Toll Credit Match	State/Local Funds (non-matching) (by Phase)	Service Board Funds (RTA, CTA, Metra, Pace)	Total Funds	Mode	Project Classification	Type
		(Yard Improvements)											
<a href="#">18-08-4200</a>	Metra	Metra Yards, Shops, Facilities (Yard Improvements)	Metra Electric District	RTA	0	0	no	0	500,000	500,000	Rail	Modernization	Transit
<a href="#">18-08-4200</a>	Metra	Metra Yards, Shops, Facilities (Yard Improvements)	Milwaukee District West	RTA	0	0	no	0	1,000,000	1,000,000	Rail	Modernization	Transit
<a href="#">18-08-6800</a>	Metra	Unanticipated Capital Regionwide	Systemwide	RTA	0	0	no	0	1,800,000	1,800,000	Rail	Maintenance	Other
<a href="#">18-08-6800</a>	Metra	Unanticipated Capital Regionwide	Systemwide	SB	0	0	no	0	1,000,000	1,000,000	Rail	Maintenance	Other
<a href="#">18-10-0005</a>	Metra	Locomotive Gensets	Systemwide	5337	2,000,000	0	yes	0	0	2,000,000	Rail	Maintenance	Transit
<a href="#">18-10-0005</a>	Metra	Traction Motors	Systemwide	5337	1,500,000	0	yes	0	0	1,500,000	Rail	Maintenance	Transit
<a href="#">18-10-0006</a>	Metra	Locomotive Improvements (Car Rehabilitations)	Systemwide	5307	18,000,000	0	yes	0	0	18,000,000	Rail	Maintenance	Transit
<a href="#">18-10-0006</a>	Metra	Locomotive Improvements (AC Refrigerant Conversion)	Systemwide	5307	2,500,000	0	yes	0	0	2,500,000	Rail	Maintenance	Transit
<a href="#">18-10-0006</a>	Metra	Locomotive Improvements (Car Rehabilitations)	Systemwide	5337	14,000,000	0	yes	0	0	14,000,000	Rail	Maintenance	Transit
<a href="#">18-10-0006</a>	Metra	Locomotive Improvements (Emergency Lighting)	Systemwide	RTA	0	0	no	0	2,000,000	2,000,000	Rail	Maintenance	Transit
<a href="#">18-10-0008</a>	Metra	Hotel Power Modification	Systemwide	5307	1,100,000	0	yes	0	0	1,100,000	Rail	Maintenance	Transit
<a href="#">18-10-0008</a>	Metra	Event Recorders	Systemwide	SB	0	0	no	0	500,000	500,000	Rail	Maintenance	Transit



TIP ID	Agency	Work (description)	Rail/Bus or Location	Fund Source	Federal Amount	Matching Funds	Toll Credit Match	State/Local Funds (non-matching) (by Phase)	Service Board Funds (RTA, CTA, Metra, Pace)	Total Funds	Mode	Project Classification	Type
<a href="#">18-10-0009</a>	Metra	Wheel Replacement	Systemwide	5337	3,090,000	0	yes	0	0	3,090,000	Rail	Maintenance	Transit
<a href="#">18-10-0009</a>	Metra	Electric Outlets in Rail Cars	Systemwide	SB	0	0	no	0	900,000	900,000	Rail	Maintenance	Transit
<a href="#">18-10-0011</a>	Metra	Ties and Ballast	UP RR	5307	1,000,000	0	yes	0	0	1,000,000	Rail	Maintenance	Transit
<a href="#">18-10-0011</a>	Metra	Right of Way Fencing	UP RR	5307	100,000	0	yes	0	0	100,000	Rail	Maintenance	Transit
<a href="#">18-10-0011</a>	Metra	Ties and Ballast	Metra Electric District	5337	2,000,000	0	yes	0	0	2,000,000	Rail	Maintenance	Transit
<a href="#">18-10-0011</a>	Metra	Ties and Ballast	BNSF	5337	1,000,000	0	yes	0	0	1,000,000	Rail	Maintenance	Transit
<a href="#">18-10-0011</a>	Metra	Ties and Ballast	Milwaukee District West	5337	2,000,000	0	yes	0	0	2,000,000	Rail	Maintenance	Transit
<a href="#">18-10-0011</a>	Metra	Ties and Ballast	Rock Island District	5337	2,672,000	0	yes	0	0	2,672,000	Rail	Maintenance	Transit
<a href="#">18-10-0011</a>	Metra	Undercutting & Surfacing	Metra Electric District	5337	600,000	0	yes	0	0	600,000	Rail	Maintenance	Transit
<a href="#">18-10-0011</a>	Metra	Undercutting & Surfacing	UP RR	5337	250,000	0	yes	0	0	250,000	Rail	Maintenance	Transit
<a href="#">18-10-0011</a>	Metra	Undercutting & Surfacing	Milwaukee District West	5337	200,000	0	yes	0	0	200,000	Rail	Maintenance	Transit
<a href="#">18-10-0013</a>	Metra	Crossing Improvements	Metra Electric District	5307	1,000,000	0	yes	0	0	1,000,000	Rail	Maintenance	Transit
<a href="#">18-10-0013</a>	Metra	Crossing Improvements	Milwaukee District West	5337	687,500	0	yes	0	0	687,500	Rail	Maintenance	Transit
<a href="#">18-10-0013</a>	Metra	Crossing Improvements	UP RR	5337	500,000	0	yes	0	0	500,000	Rail	Maintenance	Transit
<a href="#">18-10-0015</a>	Metra	Rail Renewal	Metra Electric District	5337	300,000	0	yes	0	0	300,000	Rail	Maintenance	Transit
<a href="#">18-10-0015</a>	Metra	Rail Renewal	UP RR	5337	120,000	0	yes	0	0	120,000	Rail	Maintenance	Transit
<a href="#">18-10-0015</a>	Metra	Rail Renewal	BNSF	5337	500,000	0	yes	0	0	500,000	Rail	Maintenance	Transit
<a href="#">18-10-0015</a>	Metra	Rail Renewal	Milwaukee District West	RTA	0	0	no	0	250,000	250,000	Rail	Maintenance	Transit
<a href="#">18-10-0016</a>	Metra	Rail Line	North	SB	0	0	no	0	700,000	700,000	Rail	Maintenance	Transit



TIP ID	Agency	Work (description)	Rail/Bus or Location	Fund Source	Federal Amount	Matching Funds	Toll Credit Match	State/Local Funds (non-matching) (by Phase)	Service Board Funds (RTA, CTA, Metra, Pace)	Total Funds	Mode	Project Classification	Type
		Improvements	Central Service										
<a href="#">18-10-0017</a>	Metra	Bridge Improvements	UP RR	5307	800,000	0	yes	0	0	800,000	Rail	Modernization	Transit
<a href="#">18-10-0017</a>	Metra	Bridge Improvements	Metra Electric District	5337	750,000	0	yes	0	0	750,000	Rail	Modernization	Transit
<a href="#">18-10-0018</a>	Metra	Midlothian Embankment Repairs	Rock Island District	5307	1,000,000	0	yes	0	0	1,000,000	Rail	Maintenance	Transit
<a href="#">18-10-0018</a>	Metra	Bridge and Retaining Wall Repairs	BNSF	5337	1,900,000	0	yes	0	0	1,900,000	Rail	Maintenance	Transit
<a href="#">18-10-0024</a>	Metra	Fiber Optic Cables	BNSF	5337	1,800,000	0	yes	0	0	1,800,000	Rail	Modernization	Transit
<a href="#">18-10-0026</a>	Metra	Interlockings (Signal System Upgrades)	Metra Electric District	5307	2,000,000	0	yes	0	0	2,000,000	Rail	Modernization	Transit
<a href="#">18-10-0026</a>	Metra	Interlockings (Lake St Interlocker)	UP RR	5337	1,500,000	0	yes	0	0	1,500,000	Rail	Modernization	Transit
<a href="#">18-10-0026</a>	Metra	Interlockings (CUS South Side Interlocker)	Systemwide	5337	2,000,000	0	yes	0	0	2,000,000	Rail	Modernization	Transit
<a href="#">18-10-0026</a>	Metra	Interlockings (16th St Interlocker)	Rock Island District	5337	500,000	0	yes	0	0	500,000	Rail	Modernization	Transit
<a href="#">18-10-0031</a>	Metra	Electrical System Improvements (AC Switch Replacement)	Metra Electric District	5307	500,000	0	yes	0	0	500,000	Rail	Modernization	Transit
<a href="#">18-10-0031</a>	Metra	Electrical System Improvements (Millennium Station Exits)	Metra Electric District	5307	850,000	0	yes	0	0	850,000	Rail	Modernization	Transit
<a href="#">18-10-0031</a>	Metra	Electrical System Improvements (Rectifier Replacements)	Metra Electric District	5337	500,000	0	yes	0	0	500,000	Rail	Modernization	Transit





TIP ID	Agency	Work (description)	Rail/Bus or Location	Fund Source	Federal Amount	Matching Funds	Toll Credit Match	State/Local Funds (non-matching) (by Phase)	Service Board Funds (RTA, CTA, Metra, Pace)	Total Funds	Mode	Project Classification	Type
<a href="#">18-10-0032</a>	Metra	Telephone System Upgrades	Systemwide	5307	2,000,000	0	yes	0	0	2,000,000	Rail	Modernization	Transit
<a href="#">18-10-0032</a>	Metra	Microwave System Replacement	Systemwide	RTA	0	0	no	0	500,000	500,000	Rail	Modernization	Transit
<a href="#">18-10-0034</a>	Metra	Positive Train Control (PTC)	Rock Island District, Milwaukee District West, Metra Electric District	5307	17,250,000	0	yes	0	0	17,250,000	Rail	Modernization	Transit
<a href="#">18-10-0034</a>	Metra	Positive Train Control (PTC)	Rock Island District, Milwaukee District West, Metra Electric District	ILLT	0	0	no	102,000,000	0	102,000,000	Rail	Modernization	Transit
<a href="#">18-10-0034</a>	Metra	Positive Train Control (PTC)	Rock Island District, Milwaukee District West, Metra Electric District	RTA	0	0	no	0	28,750,000	28,750,000	Rail	Modernization	Transit
<a href="#">18-10-0040</a>	Metra	Building Improvements	BNSF	5337	500,000	0	yes	0	0	500,000	Rail	Modernization	Mixed
<a href="#">18-10-0042</a>	Metra	Office Equipment	Systemwide	5307	250,000	0	yes	0	0	250,000	Rail	Modernization	Mixed
<a href="#">18-10-0042</a>	Metra	Equipment and Vehicles	Systemwide	5337	2,000,000	0	yes	0	0	2,000,000	Rail	Modernization	Mixed
<a href="#">18-10-0042</a>	Metra	Right of Way Equipment	Systemwide	RTA	0	0	no	0	1,000,000	1,000,000	Rail	Modernization	Mixed
<a href="#">18-10-0044</a>	Metra	Revenue Accounting	Systemwide	5307	5,400,000	0	yes	0	0	5,400,000	Rail	Modernization	Transit
<a href="#">18-10-0046</a>	Metra	Parking Improvements	Metra Electric	5307	3,000,000	0	yes	0	0	3,000,000	Rail	Maintenance	Transit



TIP ID	Agency	Work (description)	Rail/Bus or Location	Fund Source	Federal Amount	Matching Funds	Toll Credit Match	State/Local Funds (non-matching) (by Phase)	Service Board Funds (RTA, CTA, Metra, Pace)	Total Funds	Mode	Project Classification	Type
		(Van Buren St Station)	District										
<a href="#">18-10-0046</a>	Metra	Systemwide Station Improvements	Systemwide	5307	751,259	0	yes	0	0	751,259	Rail	Maintenance	Transit
<a href="#">18-10-0046</a>	Metra	Parking Improvements (West Chicago Station)	UP RR	5307	3,000,000	0	yes	0	0	3,000,000	Rail	Maintenance	Transit
<a href="#">18-10-0046</a>	Metra	ADA Platform Improvements	Systemwide	5337	3,500,000	0	yes	0	0	3,500,000	Rail	Maintenance	Transit
<a href="#">18-10-0046</a>	Metra	Systemwide Station Improvements	Systemwide	5337	1,248,741	0	yes	0	0	1,248,741	Rail	Maintenance	Transit
<a href="#">18-10-0046</a>	Metra	Blue Island Transfer Facility	Systemwide	SB	0	0	no	0	700,000	700,000	Rail	Maintenance	Transit
<a href="#">18-10-0046</a>	Metra	Station Facility Improvements	Systemwide	ILLT	0	0	no	30,860,000	0	30,860,000	Rail	Maintenance	Transit
<a href="#">18-10-0046</a>	Metra	ADA Platform Improvements	Systemwide	RTA	0	0	no	0	850,000	850,000	Rail	Maintenance	Transit
<a href="#">18-10-0052</a>	Metra	Homeland Security	Systemwide	HLS	5,000,000	0	no	0	0	5,000,000	Rail	Maintenance	Transit
<a href="#">18-10-0055</a>	Metra	Project Administration	Systemwide	5307	2,265,193	0	yes	0	0	2,265,193	Rail	Maintenance	Other
<a href="#">18-10-0055</a>	Metra	Project Administration	Systemwide	5337	527,000	0	yes	0	0	527,000	Rail	Maintenance	Other
<a href="#">18-10-0057</a>	Metra	Infrastructure Engineering	Systemwide	5307	4,036,151	0	yes	0	0	4,036,151	Rail	Maintenance	Other
<a href="#">18-10-0057</a>	Metra	Infrastructure Engineering	Systemwide	5337	4,200,150	0	yes	0	0	4,200,150	Rail	Maintenance	Other
<a href="#">18-12-0004</a>	Metra	A2 Interlocker Joint Line	Milwaukee District West	5337	1,000,000	0	yes	0	0	1,000,000	Rail	Maintenance	Transit
<a href="#">18-12-0004</a>	Metra	A5 Interlocker Renewal	Milwaukee District West	RTA	0	0	no	0	2,900,000	2,900,000	Rail	Maintenance	Transit
<a href="#">18-12-0006</a>	Metra	Locomotive Repowering	Systemwide	5307	720,000	0	yes	0	0	720,000	Rail	Maintenance	Transit
<a href="#">18-12-0008</a>	Metra	Car and Locomotive Improvements	Systemwide	5307	5,400,000	0	yes	0	0	5,400,000	Rail	Maintenance	Transit



TIP ID	Agency	Work (description)	Rail/Bus or Location	Fund Source	Federal Amount	Matching Funds	Toll Credit Match	State/Local Funds (non-matching) (by Phase)	Service Board Funds (RTA, CTA, Metra, Pace)	Total Funds	Mode	Project Classification	Type
<a href="#">18-13-0002</a>	Metra	Local match to future federally funded discretionary competitive capital grant projects	Systemwide	SB	0	0	no	0	1,120,000	1,120,000	Rail	Maintenance	Other
<a href="#">18-13-0004</a>	Metra	Protective Relays	Metra Electric District	5337	400,000	0	yes	0	0	400,000	Rail	Maintenance	Transit
<a href="#">18-13-0008</a>	Metra	Catenary Structure Rehabilitation	Metra Electric District	RTA	0	0	no	0	500,000	500,000	Rail	Maintenance	Transit
<a href="#">18-14-0005</a>	Metra	General Transit Feed Specifications	Systemwide	RTA	0	0	no	0	2,000,000	2,000,000	Rail	Modernization	Transit





# Appendices

## Appendix 1: Obligation and Award Data Information

This report provides both summaries and detailed expenditure data by project phase for all projects that were obligated or awarded in Federal Fiscal Year (FFY) 2014, (October 1, 2013 to September 30, 2014). The obligations and awards that comprise this report occurred during this time frame and are primarily derived from the following sources:

1. IDOT's "For the Record 2014: Fiscal Year 2014 Transforming Transportation for Tomorrow": <http://www.idot.illinois.gov/Assets/uploads/files/Transportation-System/Maps-&-Charts/proposed-improvements/ftr2014/ftr2014.pdf>
2. Low bids on projects as reported by IDOT: <http://www.idot.illinois.gov/doing-business/procurements/construction-services/index#Bulletins>
3. County transportation/highway departments (Cook, DuPage, Kane, Kendall, Lake, McHenry, and Will) summaries and correspondence.
4. Transit agency (RTA, CTA, Metra, and Pace) summary reports and correspondence.
5. Federal Highway Administration (FHWA) Fiscal Management Information System (FMIS).

The IDOT fiscal year runs from July 1 to June 30. IDOT annually publishes a list of project phases that were awarded by project during the previous State Fiscal Year (SFY), commonly referred to as the "For the Record" report. The report for SFY 2014 is "For the Record 2014: Fiscal Year 2014 Transforming Transportation for Tomorrow."

CMAP contacted the seven county transportation departments in the CMAP region, along with the Illinois Tollway to obtain data on project phases awarded by these implementers in FFY 2014. Transit obligation and award information was obtained from summary reports provided by the Service Boards (CTA, Metra, and Pace) and RTA.

Of course, other units of local government in the region make expenditures on roads or transit projects that do not involve federal funding. The list of projects in this report does not include local government (municipal and township) spending on roads or transit projects that did not involve the use of federal funds. In an effort to give a more complete picture of capital transportation spending in the region, CMAP includes an analysis of the [2007 Census of Governments](#) data for local government expenditures in the summaries of this report. This survey collects information regarding funding sources and expenditures as they relate to transportation operations, capital projects, and other capital outlays, such as right of way.

To estimate the FFY 2014 expenditures, CMAP adjusted the 2007 Census of Governments data to account for changes in population and the cost of road construction as seen in the National Highway Construction Cost Index. Local funds, including state sources, used either as matching and/or non-matching funds were also subtracted from the regional total to arrive at a total of \$246,060,955 in local funds obligated on local projects in FFY 2014. Further assumptions



were made by CMAP regarding the types of projects that these local funds represented, including that all estimated funds were used on highways for construction maintenance activities. The estimates are included in the summary data for local obligations, but lists of projects are not included.

This report reflects the use of Transportation Development Credits (TDCs), commonly referred to as “toll credits”, on a number of transit projects. TDCs permit states to substitute certain previous toll-financed investments for matching funds on current Federal-aid projects. TDCs are sometimes referred to as a “soft match”, in that the match is a credit, instead of actual dollars. While TDCs allow for federal funding to cover 100 percent of the project cost, the credits effectively reduce the total project cost/size by the match amount.

Working with IDOT, transit agencies have in recent years significantly increased the use of TDCs as a mechanism to access federal funds. In FFY 2014, 87 transit project phases used TDCs to fulfill the federal match requirements. To accomplish the same projects shown in this report without the use of TDCs, transit agencies would have had to provide \$78,771,575 in additional matching funds. The use of TDCs enabled \$393,857,873 in capital transit expenditures to occur in FFY 2014.

More information on TDCs can be found here:

[http://www.fhwa.dot.gov/ipd/finance/tools\\_programs/federal\\_aid/matching\\_strategies/toll\\_credits.htm](http://www.fhwa.dot.gov/ipd/finance/tools_programs/federal_aid/matching_strategies/toll_credits.htm).



## Appendix 2: Major Capital Projects

GO TO 2040 identifies 17 high-priority [major capital projects](#) that the region should pursue over the planning horizon. These projects would expand capacity and include a balance of transit, highway, and multimodal projects throughout the region. These projects will be added to the TIP as they advance, allowing their funds to subsequently be obligated and spent. These projects are intended to be implemented over the life of GO TO 2040, so not all of them are active in the TIP at this time. Six major capital projects, listed below, had funds obligated in FFY 2014.

GO TO 2040 also recommends implementing the Chicago Region Environmental and Transportation Efficiency (CREATE) program, a series of planned capital improvements to reduce bottlenecks and increase operating speeds in the regional rail system. Two CREATE projects had expenditures in FFY 2014:

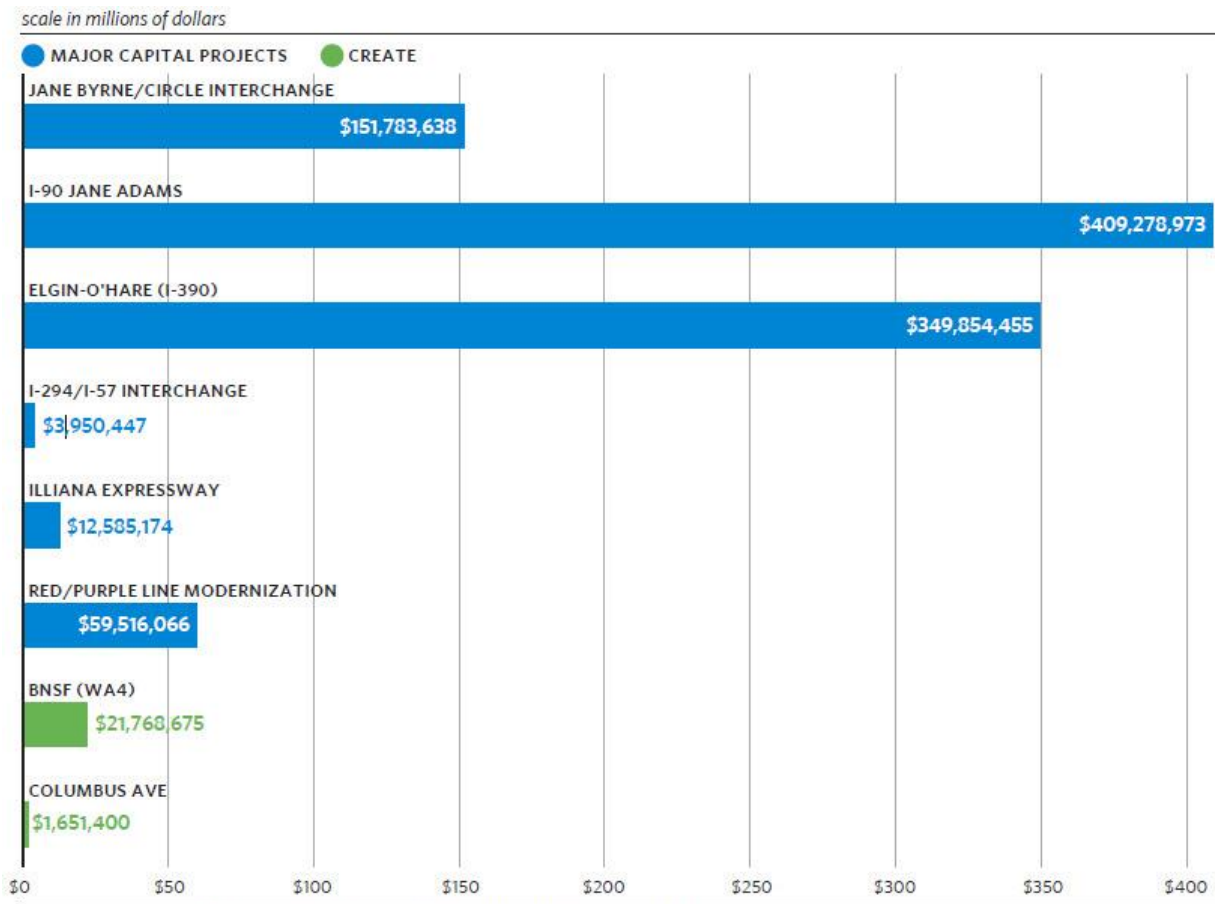
- BNSF Connection—Western Avenue Corridor
- Columbus Avenue & Belt Railway Company Grade Separation

The following projects are fiscally constrained major capital projects identified in GO TO 2040 and had expenditures in FFY 2014:

- Jane Byrne/Circle Interchange
- Jane Addams Tollway
- Elgin O'Hare Western Access
- I-294/I-57 Interchange
- Illiana Expressway
- CTA Red/Purple Line Modernization



**Figure 17. FFY14 GO TO 2040 Major Capital Projects and CREATE Projects.**



Source: Chicago Metropolitan Agency for Planning. For more information, see Appendix 1.

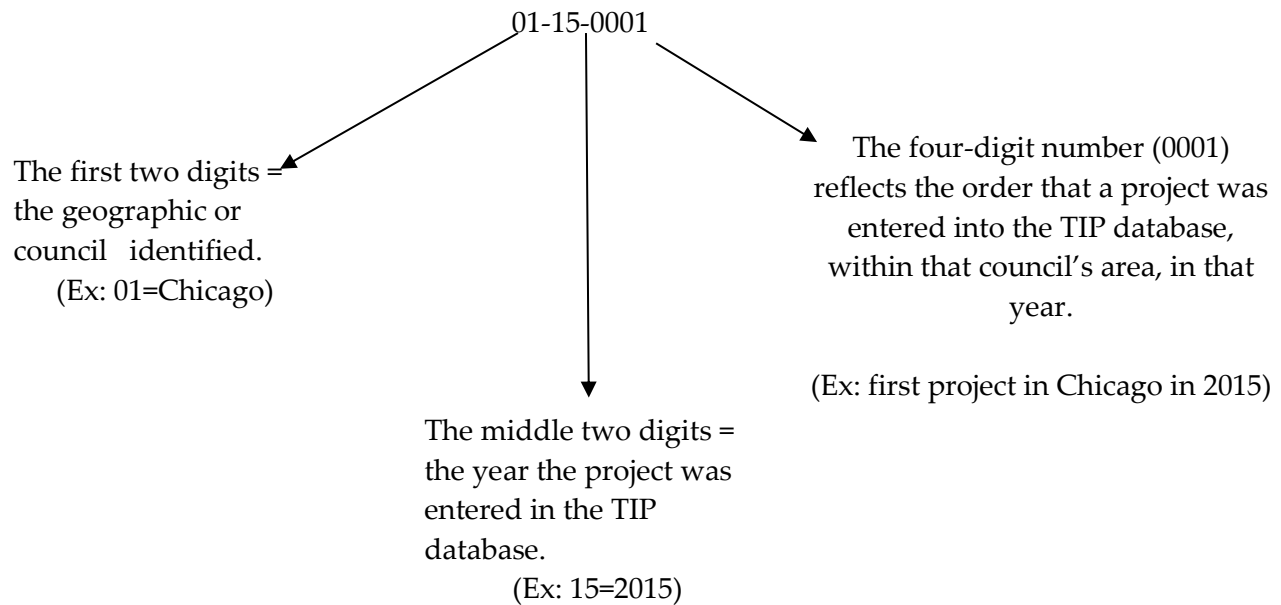
Combined, \$1,010,388,827 was obligated for these projects in FFY 2014.





## Appendix 3: TIP ID

Each TIP ID is comprised of eight digits. The first two digits represent a Council of Mayors area, a transit agency, or a regionwide project. The CMAP region has 11 subregional councils (see [Appendix 4](#)), the City of Chicago, and three transit agencies. The next two digits are the year in which a project was first entered in the TIP database. The last four digits are unique to that project and are assigned in numerical order within a given year. Below is illustration of the components of a TIP ID.



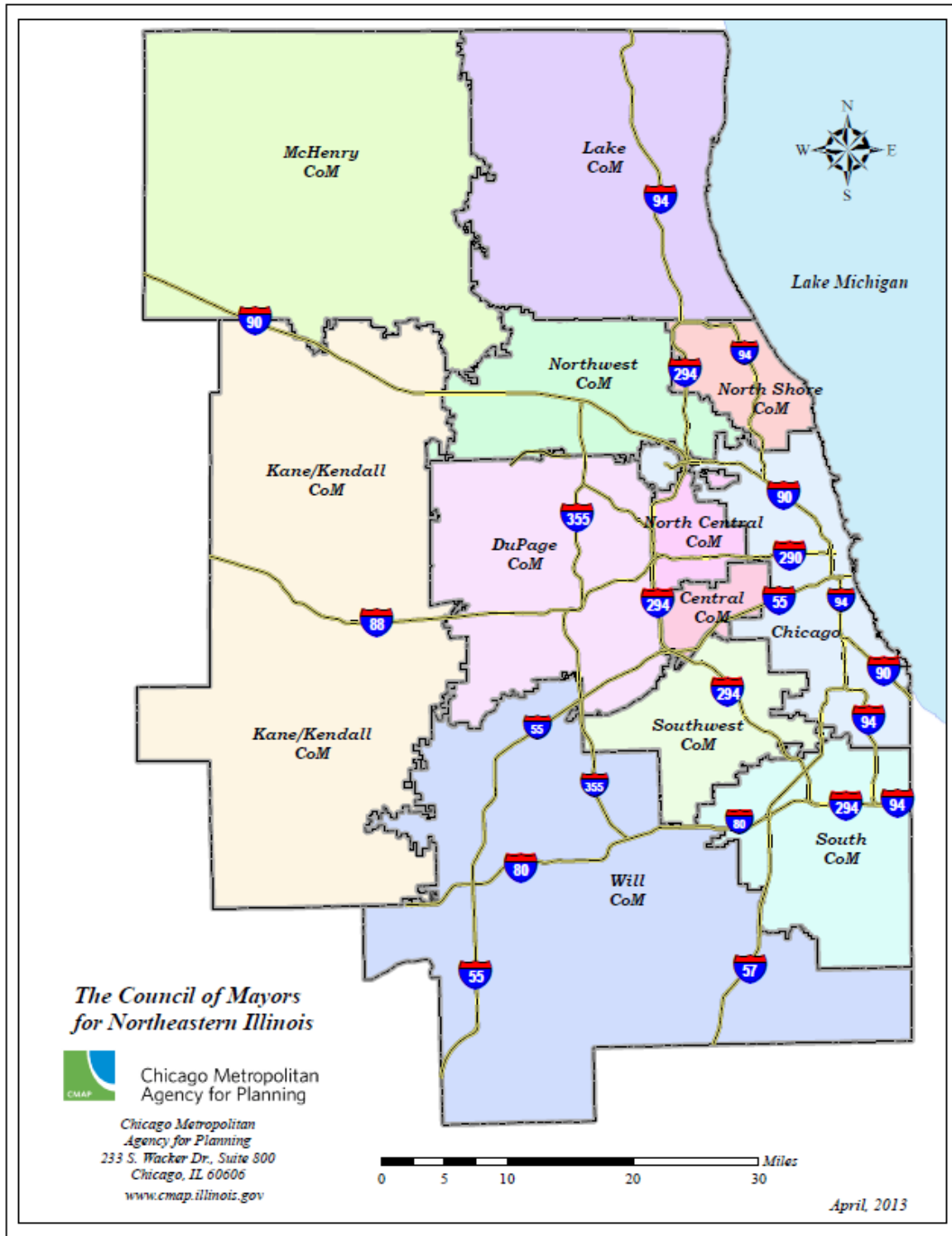
Geographic codes used in the TIP (first two digits of the TIP ID):

- 01 = City of Chicago
- 02 = North Shore Council of Mayors
- 03 = Northwest Council of Mayors
- 04 = North Central Council of Mayors
- 05 = Central Council of Mayors
- 06 = Southwest Council of Mayors
- 07 = South Council of Mayors
- 08 = DuPage Council of Mayors
- 09 = Kane/Kendall Council of Mayors
- 10 = Lake Council of Mayors
- 11 = McHenry Council of Mayors
- 12 = Will Council of Mayors
- 13 = Regional
- 16 = Chicago Transit Authority (CTA)
- 17 = Pace
- 18 = Metra



# Appendix 4: Council of Mayors Map

Figure 18. Council of Mayors Map



## Appendix 5: Fund Sources in the TIP

TIP projects receive federal funding through several sources administered by the Federal Transit Administration (FTA) and the Federal Highway Administration (FHWA). Multiple non-federal programs also provide funding for TIP projects. All TIP fund sources are listed below, with abbreviations used in the TIP database and information on the agency that selects projects and programs projects in the TIP.

### 1. American Recovery and Reinvestment Act (ARRA) (LRA, TIGGER, TRA)\*

Federal formula and discretionary funds provided by the 2009 ARRA act for highway and transit projects. Programmed by subregional councils (LRA), service boards and IDOT.

### 2. Bridge Replacement and Rehabilitation Programs (BRR)\*

Federal funds enabling states to improve the condition of their highway bridges through replacement, rehabilitation, and systematic preventive maintenance. Projects are selected and funds programmed by IDOT. <http://www.fhwa.dot.gov/safetealu/factsheets/bridge.htm>

### 3. Congestion Mitigation & Air Quality Improvement Program (CMAQ)\*

Federal formula funds for projects that will contribute to improving air quality and reducing congestion in areas that do not meet federal air quality standards. Projects are programmed by the CMAP Board and MPO Policy Committee, then implemented by the subregional councils and major implementing agencies. <http://www.cmap.illinois.gov/congestion-mitigation-and-air-quality>

### 4. Demonstration Projects: Congestion Relief, Urban Access and Mobility, and Innovative Projects (DEM)\*

Federal funds for specific projects authorized by Congress in Sections 1104, 1106b, and 1107 of the Intermodal Surface Transportation Efficiency Act of 1991 (ISTEA) and Section 149 of the Surface Transportation and Uniform Relocation Assistance Act of 1987. Projects are selected by Congress and programmed by the implementing agency.

### 5. Eastern Federal Lands Highway Program (PLH)\*

Federal funds to support surveying, designing, and constructing of Forest Highway system roads, National Park Service roads, defense access roads, and other Federal Lands roads. Projects are selected and programmed by FHWA.

### 6. Equity Bonus (EQB)\*

Federal formula funds to guarantee a minimum rate of return on states' contributions to the Highway Account of the Highway Trust Fund, and a minimum increase relative to the average dollar amount of apportionments under SAFETEA-LU predecessor legislation. Projects are selected and programmed by IDOT.

<http://www.fhwa.dot.gov/safetealu/factsheets/equitybonus.htm>



#### **7. FTA Livable Communities (FTA-LIV)**

Federal discretionary funds that encourage transportation agencies and local governments to introduce proposed transportation improvements to communities in the early stages of the planning process. Projects are selected by FTA and programmed by the recipient service boards. <http://www.fta.dot.gov/about/13747.html>

#### **8. FTA Section 5307 (5307)**

Federal formula funds for capital improvements to transit systems in all urbanized areas of the country. Funds are allocated to the service boards by the RTA and projects are programmed by the service boards. [http://www.fta.dot.gov/documents/MAP-21\\_Fact\\_Sheet\\_-\\_Urbanized\\_Area\\_Formula\\_Grants.pdf](http://www.fta.dot.gov/documents/MAP-21_Fact_Sheet_-_Urbanized_Area_Formula_Grants.pdf)

#### **9. FTA Section 5309 – New Starts (5309A, 5309 Cor)**

Federal competitive grants for rapid rail, light rail, commuter rail, automated guideway transit, people movers, and facilities for exclusive bus use. Recipients compete for these funds nationally. Projects are selected by the FTA and programmed by the recipient service boards [http://www.fta.dot.gov/documents/MAP-21\\_Fact\\_Sheet\\_-\\_Fixed\\_Guideway\\_Capital\\_Investment\\_Grants.pdf](http://www.fta.dot.gov/documents/MAP-21_Fact_Sheet_-_Fixed_Guideway_Capital_Investment_Grants.pdf)

#### **10. FTA Section 5309 – Rail and Bus (5309B, 5309C)**

Federal formula funds for fixed guideway modernization (5309B) and bus and other projects (5309C). Projects are selected and programmed by the service boards. [http://www.fta.dot.gov/grants/13093\\_3558.html](http://www.fta.dot.gov/grants/13093_3558.html)

#### **11. FTA Section 5310 – Enhanced Mobility of Seniors and Individuals with Disabilities (5310)**

Federal formula funds for the purchase of specially equipped vehicles for the transportation of elderly and mobility-limited persons. Projects are selected and programmed by IDOT's Division of Public and Intermodal Transportation and the RTA. [http://www.fta.dot.gov/documents/MAP-21\\_Fact\\_Sheet\\_-\\_Enhanced\\_Mobility\\_of\\_Seniors\\_and\\_Individuals\\_with\\_Disabilities.pdf](http://www.fta.dot.gov/documents/MAP-21_Fact_Sheet_-_Enhanced_Mobility_of_Seniors_and_Individuals_with_Disabilities.pdf)

#### **12. FTA Section 5339 – Bus and Bus Facilities (5339)**

This capital program provides funding to replace, rehabilitate, and purchase buses and related equipment, and to construct bus-related facilities. Projects are selected and programmed by the service boards. Before MAP-21 this fund source was a discretionary fund for Transit Alternatives Analysis with projects selected by FTA and programmed by the service boards. [http://www.fta.dot.gov/documents/MAP-21\\_Fact\\_Sheet\\_-\\_Bus\\_and\\_Bus\\_Facilities.pdf](http://www.fta.dot.gov/documents/MAP-21_Fact_Sheet_-_Bus_and_Bus_Facilities.pdf)

**13. FTA State of Good Repair Grants (5337).** Funding is limited to fixed guideway systems (including rail, bus rapid transit, and passenger ferries) and high intensity bus (high intensity bus refers to buses operating in high occupancy vehicle (HOV) lanes.) Projects are limited to replacement and rehabilitation, or capital projects required to maintain public transportation system in a state of good repair. [http://www.fta.dot.gov/documents/MAP-21\\_Fact\\_Sheet\\_-\\_State\\_of\\_Good\\_Repair\\_Grants.pdf](http://www.fta.dot.gov/documents/MAP-21_Fact_Sheet_-_State_of_Good_Repair_Grants.pdf)



#### 14. High Priority Projects (HPP, HPPLU, HPP21)\*

Federal funds for specific High Priority Projects earmarked by Congress. Projects are selected by Congress and programmed by IDOT.

<http://www.fhwa.dot.gov/safetealu/factsheets/highpriproj.htm>

#### 15. High Speed Rail (HSR-HHS)\*

Federal funds for specific projects that will advance the development of High Speed Rail. Projects are selected by U.S. DOT and programmed by implementing agencies.

#### 16. Highway Safety Improvement Program (HSIP)\*

Federal formula funds for highway safety improvement projects on any public road or publicly owned bicycle or pedestrian pathway or trail. Projects are selected and programmed by IDOT.

<http://safety.fhwa.dot.gov/hsip/>

#### 17. Homeland Security (HLS)

Federal grant funds that assist in the preparation, prevention, and response to terrorist attacks and other disasters can be used for planning, equipment, training, and exercise needs. Projects are selected by the Department of Homeland Security and programmed by the recipient agency.

#### 18. Illinois Commerce Commission Grade Crossing Protection Fund (ICC)

State funds to assist local highway agencies and railroads with the cost of making safety improvements at public highway-rail crossings on local roads and streets. Projects are selected and programmed by IDOT.

<http://www.icc.illinois.gov/railroad/CrossingSafetyImprovement.aspx>

#### 19. Illinois State Toll Highway Authority (TOLL)

Funds collected by the ISTHA for exclusive use on the tollway system. Projects are included in the TIP for information only. Projects are selected and programmed by ISTHA.

<http://www.illinoistollway.com/about-the-tollway/finance>

#### 20. Interstate Maintenance Program (I-M)\*

Federal formula funds for projects to rehabilitate, restore and resurface interstate system roads. Projects are selected and programmed by IDOT. This fund source was discontinued in MAP-21. NHPP funds under MAP-21 fund these activities.

<http://www.fhwa.dot.gov/safetealu/factsheets/im.htm>

#### 21. Job Access and Reverse Commute Grants (JARC)

FTA formula funds provide grants for transportation services designed to transport low-income individuals to and from jobs and support development of transportation services between urban centers and suburban employment opportunities. Projects are selected and programmed by the RTA. <http://www.rtachicago.com/plans-programs/grants-projects/jarc-nf>



**22. Local Funds (CTEF, Gen-Op, ILL, ILLT, MFT-ALL, MFT-Loc, OTH, RTA)**

Local funds for transportation projects, including General Revenue (Gen-Op) funds, State of Illinois (ILL, ILLT) funds, allocated motor fuel taxes (MFT-ALL), locally imposed motor fuel taxes (MFT-Loc), and RTA’s funds from the State of Illinois (RTA) and local jurisdictions (CTEF). Projects are selected and programmed by local agencies, service boards, RTA, and/or IDOT.

**23. National Corridor Planning and Border Infrastructure Programs (NCP)\***

Federal competitive funds for the coordinated planning, design, and construction of corridors of national significance that have the capacity to impact economic growth and international or interregional trade. Projects are selected by FHWA and programmed by IDOT.

<http://www.fhwa.dot.gov/safetealu/factsheets/corridors.htm>

**24. National Highway Performance Program (NHPP)\***

Federal formula funds for projects on National Highway System (NHS) bridges and roadways. These consist of interstate highways and other principal arterials that support progress toward achievement of national performance goals for improving infrastructure condition, safety, mobility, or freight movement on the NHS. Projects are selected and programmed by IDOT.

<http://www.fhwa.dot.gov/map21/nhpp.cfm>

**25. National Highway System Program (NHS)\***

Federal formula funds for projects on the National Highway System. Projects are selected and programmed by IDOT. <http://www.fhwa.dot.gov/safetealu/factsheets/nhs.htm>

**26. New Freedom (NEWF)**

FTA formula funds for grants to encourage services and facility improvements to address the transportation needs of persons with disabilities that go beyond those required by the Americans with Disabilities Act. Projects are selected and programmed by the RTA.

<http://www.rtachicago.com/plans-programs/grants-projects/jarc-nf>

**27. Projects of National and Regional Significance (NRS)\***

Federal funds designated for the CREATE program and O’Hare western access. Projects are selected by U.S. DOT and programmed by IDOT.

<http://www.fhwa.dot.gov/safetealu/factsheets/natlregl.htm>

**28. Rail-Highway Grade Crossings (RHGC)\***

Federal formula funds for safety improvements to reduce the number of fatalities, injuries, and crashes at public grade crossings. Projects are selected and programmed by IDOT.

<http://safety.fhwa.dot.gov/xings/>



**29. Rail Line Relocation and Improvement Program (RLRIP)\***

Federal formula funds for the elimination of hazards and/or the installation/ upgrade of protective devices at rail-highway crossings. Projects are selected and programmed by IDOT.  
<https://www.fra.dot.gov/Page/P0090>

**30. Recreational Trails Program (RECTP)\***

Federal formula funds for the development and maintenance of recreational trails and trail-related facilities for both nonmotorized and motorized recreational trail uses. Projects are selected and programmed by IDNR.  
<https://www.fhwa.dot.gov/safetealu/factsheets/rectrails.htm>

**31. Safe Routes to School (SR2S)\***

Federal formula funds for projects that enable and encourage primary and secondary school children to walk and bicycle to school. Projects are selected by IDOT and programmed by subregional councils, CMAP, and/or IDOT.  
<https://www.fhwa.dot.gov/safetealu/factsheets/saferoutes.htm>

**32. Service Board (SB)**

State formula funds from the Illinois state sales tax collected in the six-county RTA service area distributed to CTA, Pace, and Metra. Programmed by the service boards.

**33. Special Assessments, Tax Increment Financing and Private Sources (PRV)**

Funds from private entities and/or special assessments over and above the standard property tax rate and/or special taxing districts designed to finance local governments' infrastructure improvements. Projects are selected and programmed by the implementing agency or subregional council.

**34. Surface Transportation Program (STP-L, STP-U, STP-R, STP-C)\***

Federal formula funds for federal-aid eligible highways, public bridges, or transit capital projects. Projects selected and programmed by subregional councils (STP-L), local governments (STP-C), and IDOT (STP-R, STP-U).  
<http://www.cmap.illinois.gov/about/involvement/committees/advisory-committees/council-of-mayors/surface-transportation-program>

**35. Surface Transportation Program Priorities and Earmarks (CSTP, SEC112, SEC115, SEC117, SEC125, SEC129, SEC330)\***

Federal funds for projects identified by the U.S. Congress and programmed by IDOT.

**36. Transportation Investment Generating Economic Recovery (TIGER)**

Discretionary federal funds to support projects that will have a significant impact on the Nation, a metropolitan area, or a region. Projects are chosen by the Federal Highway Administration and programmed by Council of Mayors, CDOT, Counties, IDOT, or Illinois Tollway.

**37. Transportation Alternatives Program (TAP-S and TAP-L)\***



Federal formula funds for the development and maintenance of recreational trails and related facilities; projects that provide safe routes for non-drivers, including children, older adults, and individuals with disabilities to access daily needs; and projects such as landscaping, streetscaping, historic preservation, and others that enhance the transportation system. Project selection is by IDOT (TAP-S) and CMAP (TAP-L). Projects will be programmed by subregional councils, IDOT, and/or CMAP. <http://www.fhwa.dot.gov/map21/tap.cfm>

### **38. Transportation and Community System Preservation (TCSP)\***

Federal competitive grant funds for planning, implementation, and research to investigate and address the relationships between transportation, community, and system preservation and to identify private sector-based initiatives. Projects are selected by FHWA and programmed by IDOT. <http://www.fhwa.dot.gov/tcsp/>

### **39. Transportation Enhancement (STP-E)\***

Federal formula funds for projects such as bicycle and pedestrian facilities, historic preservation and others that enhance the transportation system. Projects are selected by IDOT and programmed by the subregional councils, CMAP and IDOT.

### **40. Transportation Infrastructure Finance and Innovation Act (TIFIA)**

Not a federal fund source per se, TIFIA is a federal credit assistance to public agencies for transportation projects of national and regional significance. Projects are selected by and programmed by FHWA. <http://www.fhwa.dot.gov/ipd/tifia/>

\*Note: Federal fund sources may appear in the TIP with “-AC” as a suffix to indicate that the Advance Construction funding mechanism is being utilized. Advance Construction is a cash flow technique used by IDOT to maximize the use of federal funds. When a project is placed in AC status, the FHWA has authorized the project to move forward with non-federal funds with the option to seek reimbursement using federal funds at a later point. It does not affect the scheduled implementation of the project.





## Appendix 6: Project Phases

Phase	Description
Engineering (Eng)	Engineering work (unspecified engineering phase or EI and EII is combined).
Phase I Engineering (EI)	Often called preliminary engineering; this is typically the first phase of a project and can take 1-3 years.
Phase II Engineering (EII)	Prepare a job site construction plan and develop construction material requirements used in preparing final contract to be bid on by contractors. Sometimes called the design phase, EII happens prior to construction.
Right of Way Acquisition (ROW)	The purchase of right of way for a project.
Construction Engineering (CE)	Engineering work that occurs as part of the construction phase.
Construction (C)	The construction of a project.
Implementation (IMP)	Implementation of a project. This type is common with non-highway projects as something may not be physically constructed. Examples are buying equipment or marketing.
Miscellaneous (Misc)	Phase of a project that is separate from any of the above phases. A utility adjustment or a Rail Road Flagger are examples of this phase.



# Appendix 7: Programmers and Implementers

## Local Government

- City of Chicago
- Central Council of Mayors
- DuPage Mayors and Managers Conference
- Kane/Kendall County Council of Mayors
- Lake County Council of Mayors
- McHenry County Council of Mayors
- North Central Council of Mayors
- North Shore Council of Mayors
- Northwest Council of Mayors
- Park Districts
- South Suburban Mayors and Managers Association
- Southwest Conference of Mayors
- Townships
- Will County Governmental League

## Counties

- Cook County
- DeKalb County (partial)
- DuPage County
- Forest Preserve and Conservation Districts
- Grundy County (partial)
- Kane County
- Kendall County
- Lake County
- McHenry County
- Will County



## **Federal Agencies**

- Environmental Protection Agency (U.S. EPA)
- Federal Highway Administration (FHWA)
- Federal Transit Administration (FTA)

## **Regional Agencies**

- Chicago Metropolitan Agency for Planning
- Northwestern Indiana Regional Planning Commission
- Regional Transportation Authority
- Southeastern Wisconsin Regional Planning Commission

## **Operating Agencies**

- Chicago Transit Authority
- Class I Railroad companies
- Illinois Commerce Commission
- Illinois Department of Natural Resources
- Illinois DOT – Central Office, Division of Highways
- Illinois DOT District 1 – Division of Highways, Bureau of Local Roads & Streets
- Illinois DOT District 3 – Division of Highways, Bureau of Local Roads & Streets
- Illinois DOT District 1 – Division of Highways, Bureau of Programming
- Illinois DOT District 3 – Division of Highways, Bureau of Programming
- Illinois DOT – Division of Public and Intermodal Transportation
- Illinois DOT – Office of Planning and Programming
- IDOT – Safe Routes to School Program Office
- Illinois Environmental Protection Agency
- Illinois Tollway
- Metra
- Pace
- Private transportation providers



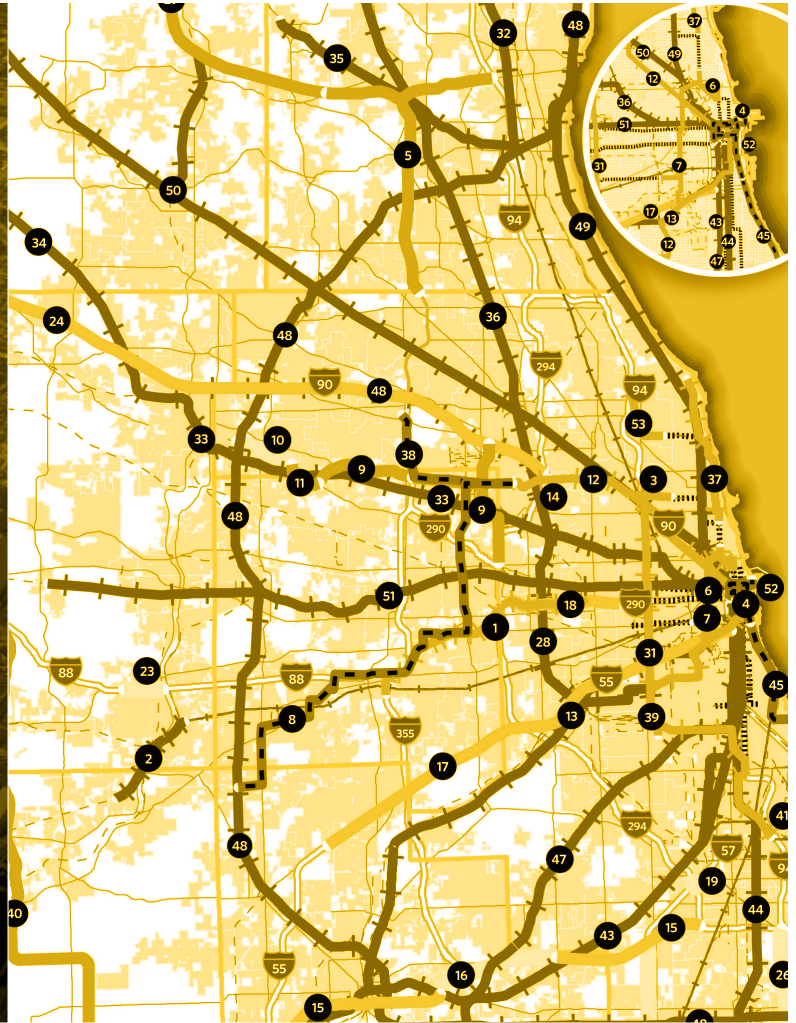


Chicago Metropolitan  
Agency for Planning

233 South Wacker Drive, Suite 800  
Chicago, IL 60606

312-454-0400  
info@cmap.illinois.gov

[www.cmap.illinois.gov](http://www.cmap.illinois.gov)



FY16-0036

The Chicago Metropolitan Agency for Planning (CMAP) is the region's official comprehensive planning organization. Its GO TO 2040 planning campaign is helping the region's seven counties and 284 communities to implement strategies that address transportation, housing, economic development, open space, the environment, and other quality of life issues. See [www.cmap.illinois.gov](http://www.cmap.illinois.gov) for more information.

