

CMAP



Regional Project Award and Obligation Report for Northeastern Illinois

Federal Fiscal Year 2013

March 2015

Table of Contents

Introduction	2
Summaries of Obligations and Awards	4
FFY 2013 Obligations and Awards	15
Project Listings	15
<i>Federally Funded Road Projects</i>	15
<i>Non-Federally Funded Road Projects</i>	56
<i>Transit Projects</i>	79
Appendices	92
Appendix 1: Obligation and Award Data Information	92
Appendix 2: Major Capital Projects.....	94
Appendix 3: TIP ID	96
Appendix 4: Council of Mayors Map.....	97
Appendix 5: Fund Sources in the TIP.....	98
Appendix 6: Project Phases.....	104
Appendix 7: Programmers and Implementers	105



Introduction

Metropolitan Chicago's first comprehensive regional plan, [GO TO 2040](#), was adopted in 2010 and updated in October 2014. The [Regional Mobility](#) chapter of the plan addresses the long-range needs of the region for maintaining, modernizing, and expanding its transportation system.

This report identifies obligations or awards of project phases that occurred in Federal Fiscal Year (FFY) 2013 (October 1, 2012 to September 30, 2013) in the CMAP region. In addition to providing an annual summary of major transportation spending in the region, this obligation report also meets federally mandated reporting requirements set out in [23 USC CFR 450.332](#).

The "obligation" occurs when federal authorization, i.e. a stated commitment from the U.S. Department of Transportation to financially participate in a project, is secured. Once that commitment is made, the available funds are assigned to the project for reimbursement. Authorization occurs approximately six weeks before the bid letting, i.e. opening of bids for requested work, for construction phases and when an agreement is entered between the state of Illinois and the local sponsor for pre-construction phases. The "award" occurs when a bid or request for proposals (RFP) has received proposals, the contractor has been selected, and a contract has been executed between the two parties. For federally funded projects, both obligation and award must occur. For all other projects, only the award occurs. Award information is considered more accurate than authorization because it reflects an actual agreement between the project sponsor and a contractor. However, for some projects authorization data is used as it is the only information available given the timing of this report.

CMAP collects project-level information for a number of projects that do not use federal funds. These sources of funding are often dedicated to larger projects, including modernization projects and new facilities. In contrast, smaller maintenance projects tend to be funded from local sources. Municipal and township obligation data for projects funded with local funds only are not shown in this report as line items. Rather, these obligations were estimated by CMAP for the region to be \$246,060,955 and are included in the various summary tables contained in the report. [Appendix 1](#) has details on CMAP's estimated municipal and township obligations for FFY 2013.

The projects represented in this report has aspects that are all located within the CMAP region, which consists of Cook, DuPage, Kane, Kendall, Lake, McHenry, and Will Counties and portions of DeKalb and Grundy Counties. The region is also divided geographically by [Council of Mayors](#) boundaries. Each [municipality](#) in the region belongs to and is categorized within a council. In this report, these boundaries are used to summarize and compare data across the region.

This is the third report in which projects have been classified into one of three categories: maintenance, modernization, or expansion. Each project's classification is based on its [work type](#) reported by the implementing agency to describe the project in the Transportation



Improvement Program (TIP). The work types fall into one of three categories: maintenance, modernization, and expansion. Each work type is also categorized by project type: transit, bicycle, highway, or other.

CMAP's goal is to collect both project type and work type data each year moving forward, and to use this time series to help demonstrate progress toward GO TO 2040 implementation. The plan prioritizes the maintenance and modernization of the existing transportation system before its expansion and also calls for an increased commitment to public transportation and investments to support livable communities.

The data in this report is available [electronically](#) to regional partners for their analysis. CMAP has also developed [numerous on-line tools](#) summarizing transportation programming data throughout the region.

This report is organized into the following sections:

- [Graphics](#) summarizing obligations/awards occurring within the region in FFY 2013 across a variety of data, including work type (i.e., maintenance, modernization, and expansion). It also includes an estimate of local government (municipalities and townships) spending that CMAP calculated (see [Appendix 1](#) for more detail).
- A list of [federally funded road projects](#), including bicycle/pedestrian projects.
- A list of [non-federally funded road projects](#). Regionally significant projects are included in this section.
- A list of [transit projects](#). This list includes non-federal and federally funded transit projects obligated/awarded in FFY 2013 in the CMAP region.
- A series of [appendices](#) that explain data sources and data summarizing techniques, as well as other information.

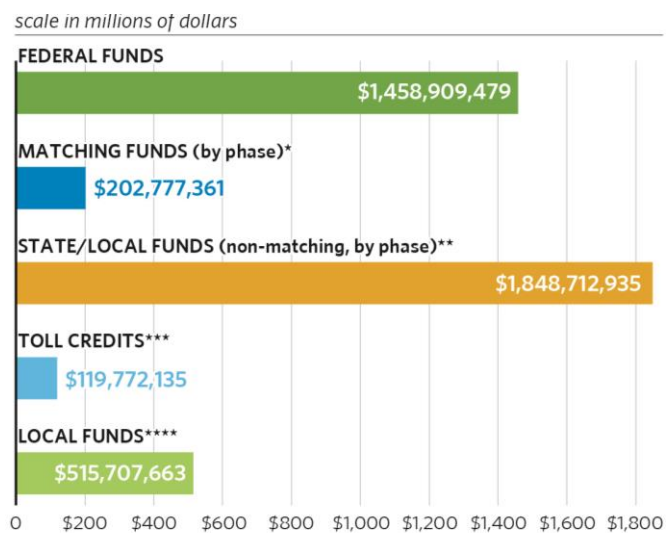


Summaries of Obligations and Awards

These summaries highlight capital transportation expenditures in the region and demonstrate their relationship to GO TO 2040. It is not uncommon for a transportation project to require anywhere from a few years to a decade or more to complete planning, design, and construction. As a result, some of the obligations/awards shown in this report reflect various stages of planning, design, and construction that were already underway prior to the adoption of GO TO 2040 in October 2010. The summaries in this section reflect all obligations or awards incurred in FFY 2013, regardless of fund source, and include an extrapolation of 2007 Census of Governments data to estimate local municipal construction expenditures on maintenance. The local construction expenditures for maintenance, as extrapolated, represented 6 percent of all outlays included in this report, or \$246,060,955.

- Total capital transportation expenditures in the CMAP region in FFY 2013 were \$4,026,107,438 (excludes toll credits).
- Federal funds typically require a funding match comprised of non-U.S. Department of Transportation (DOT) funds and usually covers a portion (often 80 percent) with state, local funding, or toll credits providing the remaining matching funds.
- Non-federal funding primarily is from the State and does not have a matching requirement.

Figure 1. Obligations and awards by major funding category



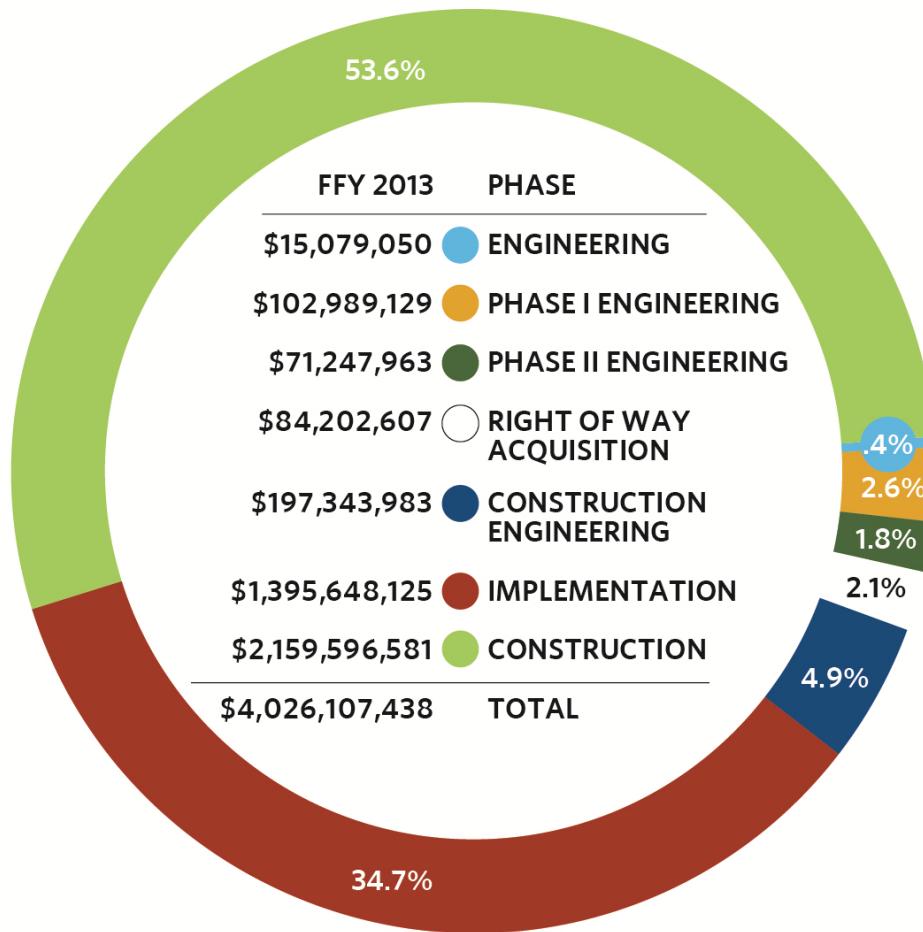
- * Matching funds are state or local funds used in conjunction with federal funds.
- ** Non-Matching funds are in addition to matching funds or are funds used for a project phase that doesn't use federal funds, such as IDOT or Tollway funded project phases.
- *** Toll credits have no monetary value and are used as a mechanism to access federal funding.
- **** Local funds are non-matching funds that were derived and used by a local agency such as a County, Municipality, or Township.

Note: Included in local funds are estimates of Municipal and Township obligations compiled by CMAP

Source: Chicago Metropolitan Agency for Planning. For more information, see Appendix 1.



Figure 2. FFY2013 obligations and awards by project phase



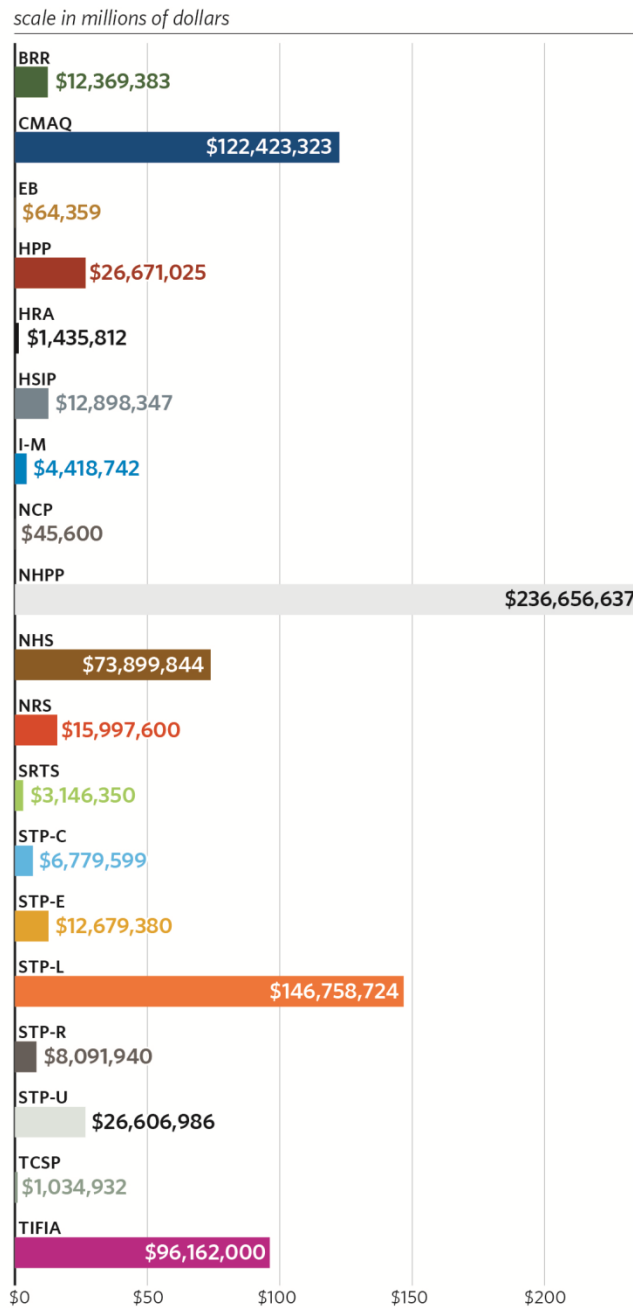
Source: Chicago Metropolitan Agency for Planning. For more information, see Appendix 1.

- Construction and implementation account for 90 percent of the region’s obligations and awards in FFY 2013.
- Pre-construction/implementation phases are less expensive than construction and implementation.
- Right of Way Acquisition (ROW) accounted for just over 2 percent of all obligations and awards in FFY 2013.



- FFY 2013 Federal Highway Administration (FHWA) expenditures in the region totaled \$808,140,583.
- Four fund categories (CMAQ, NHPP, NHS, and STP-L) accounted for over 72 percent of all of the FHWA expenditures.
- Congestion Mitigation and Air Quality Improvement (CMAQ) program funds are used to mitigate congestion and improve air quality.
- National Highway Performance Program (NHPP) funds are a new program created in MAP-21 that is programmed by the state and is for use on roads and bridges on the National Highway System (NHS).
- Any NHS funds used in 2013 are carry over from SAFETEA-LU and are programmed for improvements on the National Highway System.
- Surface Transportation Program – Local (STP-L) funds are primarily used by local governments in the region, often to maintain and repair roads that are on any Federal-aid highway.
- Note: [Appendix 5](#) has more detailed information regarding the various funding sources that are in the TIP, many of which had obligations or awards in FFY 2013.

Figure 3. FFY2013 obligations and awards by FHWA funding source

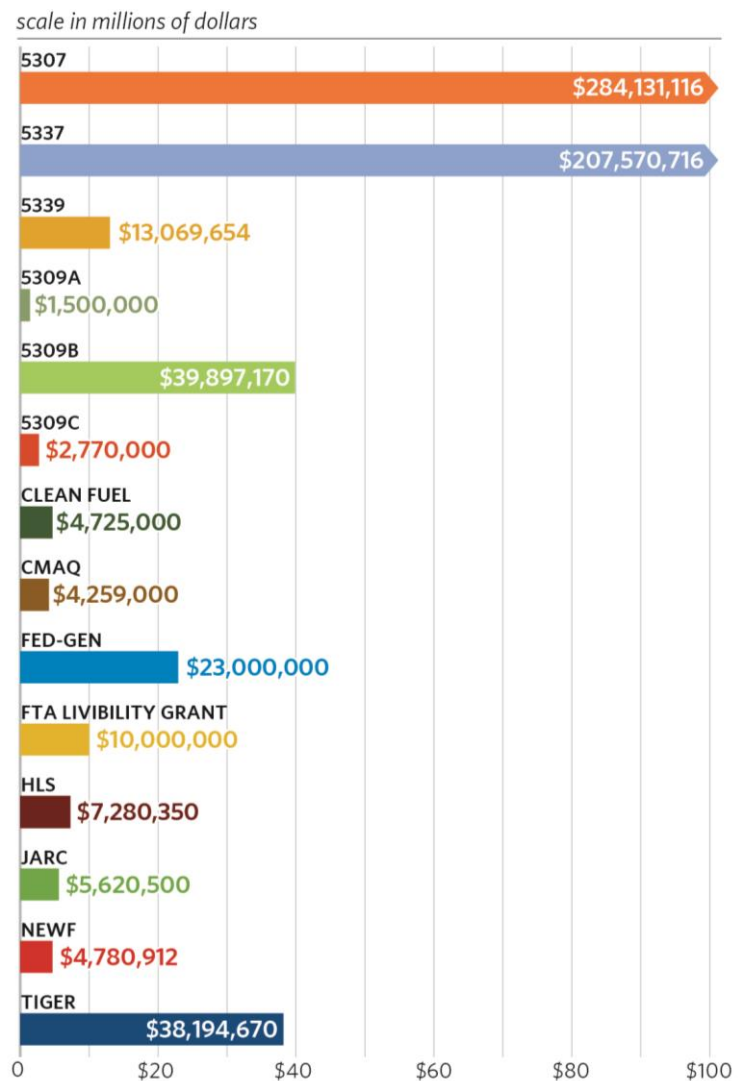


Source: Chicago Metropolitan Agency for Planning. For more information, see Appendix 1.



- In FFY 2013, \$646,799,088 in Federal Transit Administration (FTA) funds were obligated.
- Three categories (5307, 5337, 5309B, and CMAQ), accounted for over 83 percent of FTA expenditures in FFY 2013.
- 5307 funds are used for capital improvements to the transit system.
- 5337 funds are formula funds used in achieving a state of good repair on the transit system.
- 5309B funds are used specifically for rail projects (this fund source was replaced in MAP-21 with State of Good Repair Formula Grants).
- CMAQ funds are used to mitigate congestion and improve air quality.
- Nearly all of these funds are allocated to the region based on federal funding formulas that primarily rely on the urbanized area population of the region.
- [Appendix 5](#) has detailed information regarding the various funding sources that are in the TIP, many of which had obligations or awards in FFY 2013.

Figure 4. FFY2013 obligations and awards by FTA fund source.

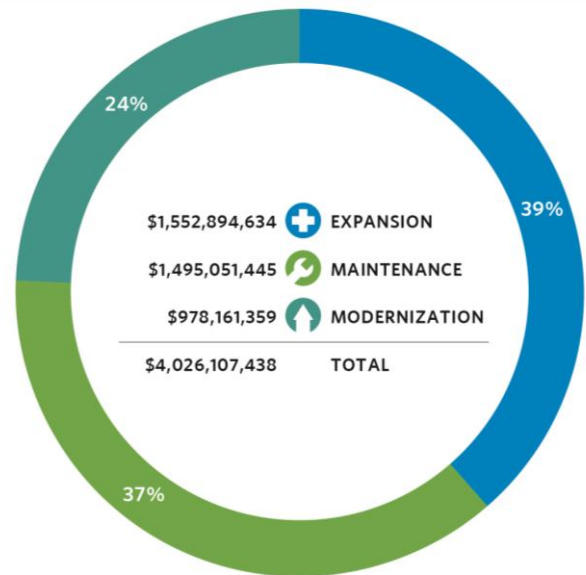


Source: Chicago Metropolitan Agency for Planning. For more information, see Appendix 1.



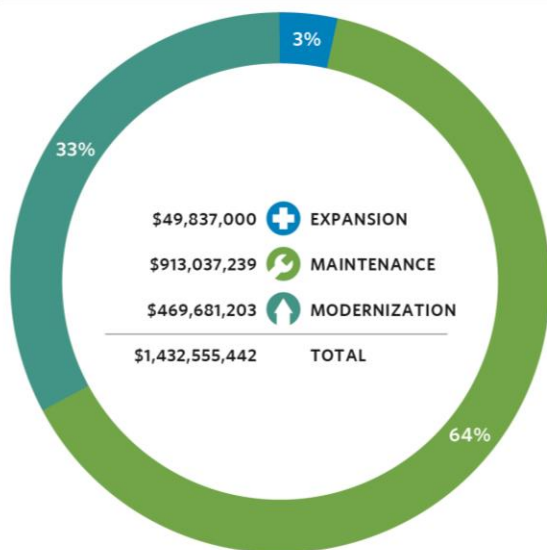
- The region’s long range plan, GO TO 2040 recommends, “...a focus on maintaining the existing system first, and using most of our remaining resources to modernize the system.”
- Just under \$2.4 billion (61 percent) of all capital transportation expenditures in FFY 13 were for maintenance or modernization projects.
- While a project may have components associated with a variety of project categories, each project is only assigned to one project category. The assignments are based on a hierarchy with expansion at the highest level, followed by modernization, then maintenance. Projects that fit into multiple categories are assigned to the highest category level.
- There were \$1.5 billion in maintenance projects. These projects primarily consisted of highway (39 percent) or transit projects (61 percent).

Figure 5. FFY 2013 obligations and awards by project category.



Source: Chicago Metropolitan Agency for Planning. For more information, see Appendix 1.

Figure 6. FFY 2013 obligations and awards by transit project category.



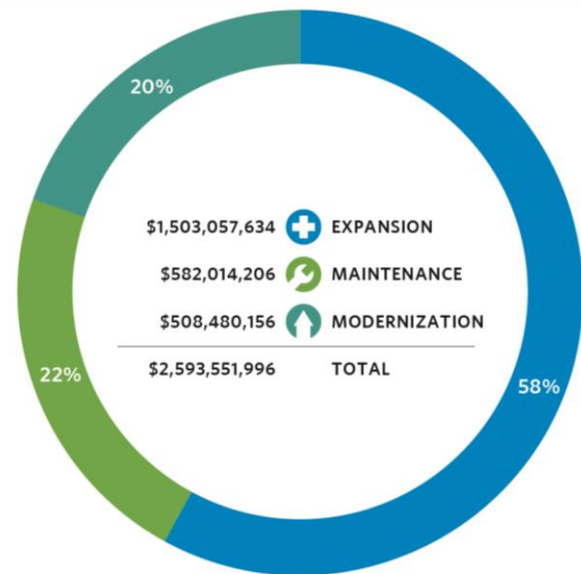
Source: Chicago Metropolitan Agency for Planning. For more information, see Appendix 1.

- There were \$470 million in modernization projects. Transit projects comprised 48 percent of modernization projects.
- As the charts to the left and on the next page demonstrate, there are considerable differences in what types of projects were obligated and/or awarded in FFY 2013 between road projects (roads, bicycle, and pedestrian) and transit projects.
- Transit expenditures were mainly on maintenance.



- The expansion and reconstruction of the Elgin O'Hare Expressway I-390 from I-290/IL 53 to O'Hare Ring Rd spent \$253,748,019 in FFY 2013. This is 17 percent of all FFY 2013 Road project expansion expenditures.
- The Jane Byrne/Circle Interchange expended \$34 million in FFY 2013. Although this is mainly a maintenance project, all of the funding is classified as expansion because of some minor expansion elements of the project. This indicates how project classification hierarchy can affect the summary data.
- Just over \$1.5 billion in expansion road projects were accomplished in FFY 2013. Mixed projects accounted for 2 percent and Highway projects 98 percent of all expansion projects.

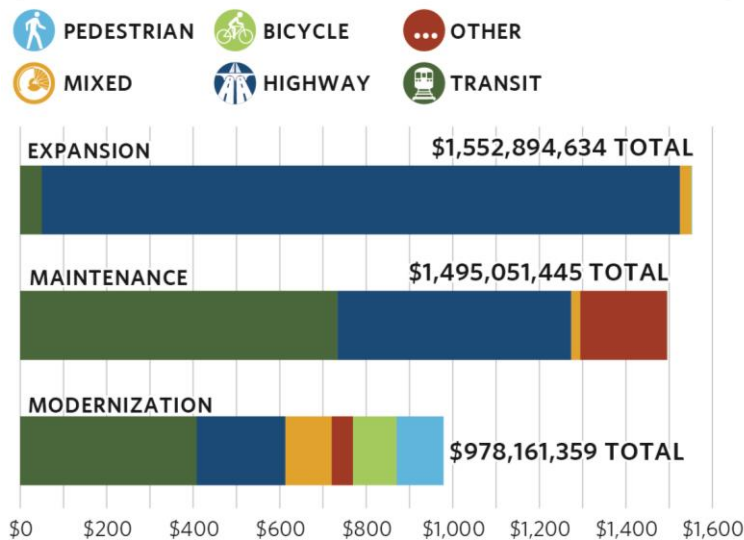
Figure 7. FFY13 Obligations and Awards by Project Category for Road, Bicycle, and Pedestrian Projects



Source: Chicago Metropolitan Agency for Planning. For more information, see Appendix 1.

Figure 8. FFY13 project type by maintenance modernization, and expansion.

scale in millions of dollars



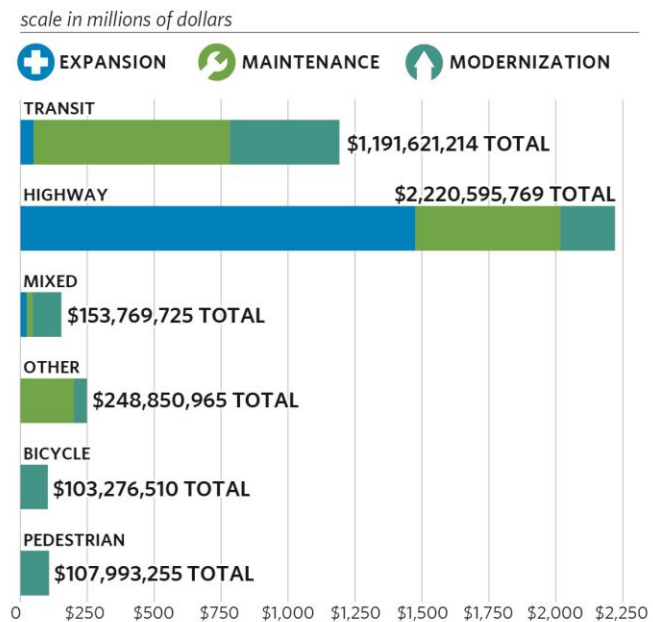
Source: Chicago Metropolitan Agency for Planning. For more information, see Appendix 1.

- Transit expenditures were used mainly on maintenance.
- Road expenditures included a considerably higher percentage of funds used on expansion projects. However, a single expansion project can have a significant cost associated with it.



- Nearly all of the transit projects were categorized as either maintenance or modernization.
- More than half (70 percent) of all mixed projects were classified as modernization projects.
- Sixty-six percent of all road projects were categorized as expansion.

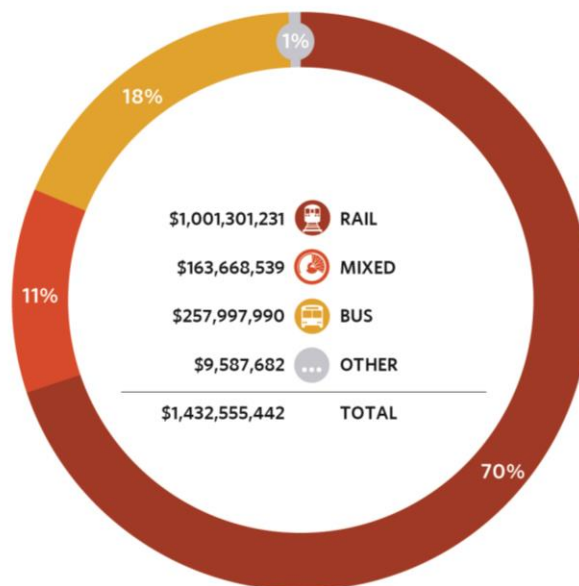
Figure 9. FFY13 maintenance, modernization, and expansion by project type.



Source: Chicago Metropolitan Agency for Planning. For more information, see Appendix 1.

- CTA, CDOT, RTA, and Pace had capital expenditures for buses and bus routes:
 - CTA: \$96,455,990
 - CDOT: \$5,817,000
 - RTA: \$12,594,000
 - Pace: \$143,131,000
- CTA, CDOT, RTA, and Metra had capital expenditures for rail:
 - CTA : \$753,535,131
 - CDOT: \$42,000,000
 - RTA: \$428,000
 - Metra: \$205,338,100

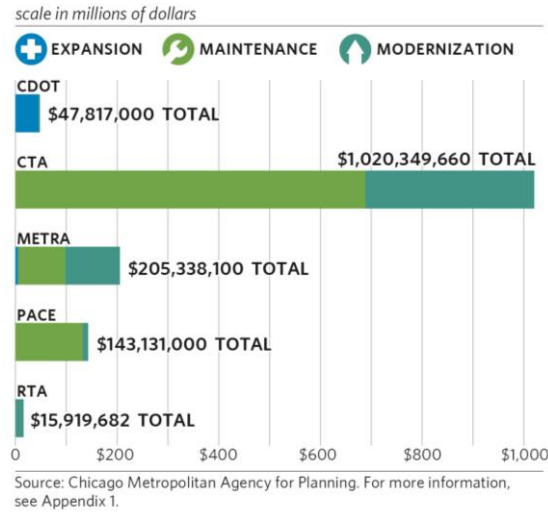
Figure 10. FFY 2013 transit agency obligations and awards by mode.



Source: Chicago Metropolitan Agency for Planning. For more information, see Appendix 1.

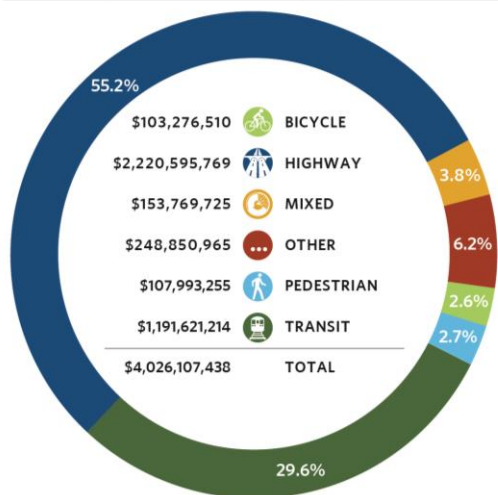


Figure 11. FFY13 Transit Agency Expenditures by Project Category.



- CTA’s largest modernization project, the reconstruction of Wilson St Red/Purple Line station, accounted for \$170 million in modernization expenditures.
- The CTA spent nearly \$129,000,000 million repaying bonds that were used for prior year capital purchases.
- Metra’s largest expenditures were modernization projects involving replacing bridges on the Union Pacific North Line.
- Pace’s largest expenditure, \$49 million, was spent purchasing approximately 91 Compressed National Gas Buses.

Figure 12. FFY13 obligations and awards by project type.

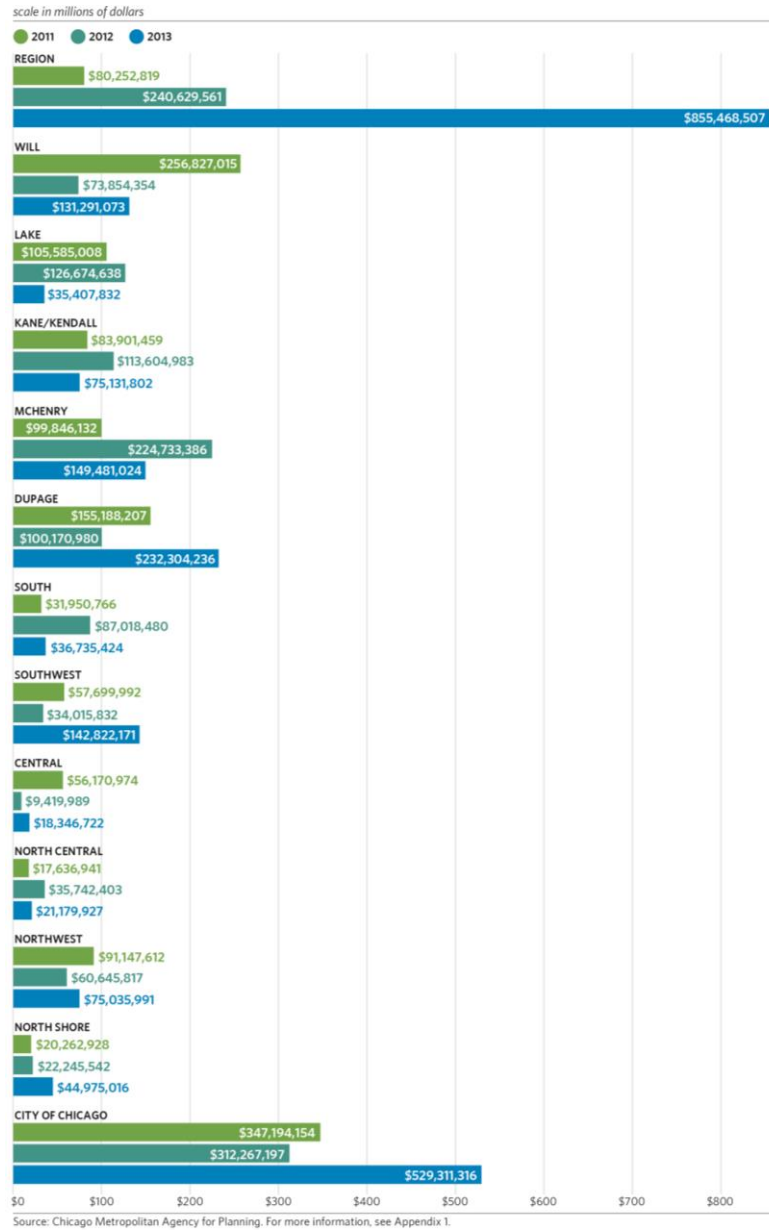


Source: Chicago Metropolitan Agency for Planning. For more information, see Appendix 1.

- Transit projects accounted for 30 percent of all project types.
- The highway category includes projects on interstates, highways, roads, streets, and bridges and accounted for just over 55 percent of all project types.
- Mixed projects, which accounted for just under 4 percent of all project types, have elements of more than one project type. For example, a project involving street resurfacing and making improvements to sidewalks would be classified as mixed since it has both highway and pedestrian components.



Figure 13. Geographic Distribution of FFY11, FFY12, and FFY13 Obligations and Awards.



- The above chart is for road projects and does not include municipal or township projects that were 100 percent locally funded
- The Council of Mayors (CoM) boundaries are used to show the geographic distribution of road expenditures.
- Expenditures are for all project phases and reflect the project’s location, not sponsor.
- The regional amount is for projects that cross CoM boundaries or are regional in scope. As an example improvements on an Interstate would be classified as regional.



- The map to the right displays the percentage of road construction expenditures used for maintenance projects.
- In four Council of Mayors, the majority of all road construction expenditures were on maintenance projects.
- The Southwest Council of Mayors had just 5 percent expended on maintenance projects.

Figure 14. Maintenance Awards and Obligations

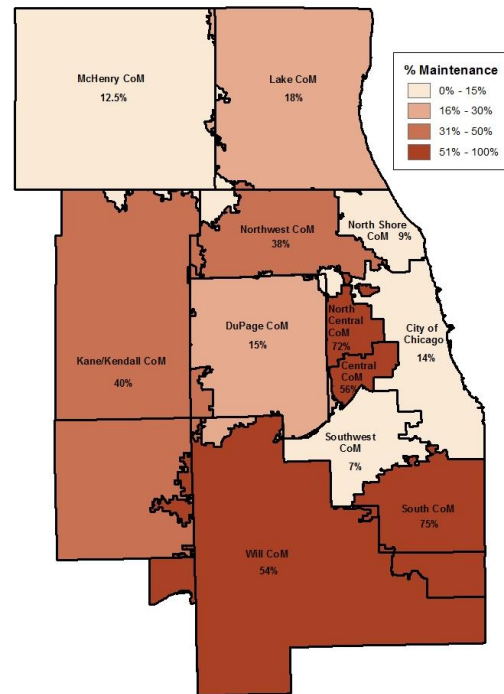
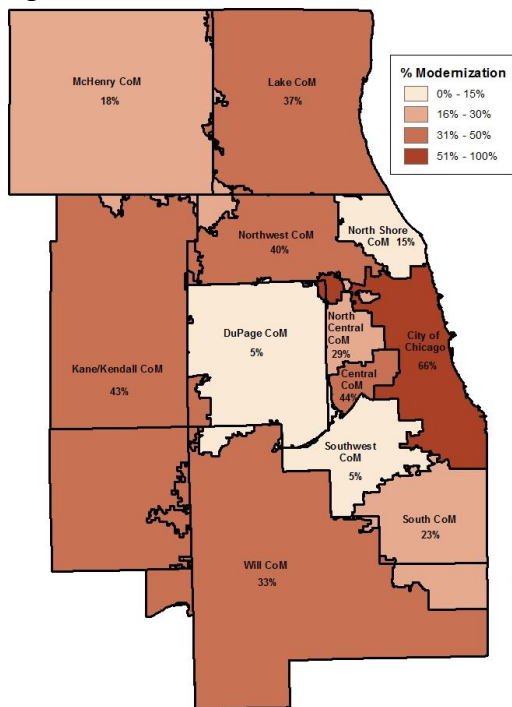


Figure 15. Modernization Awards and Obligations

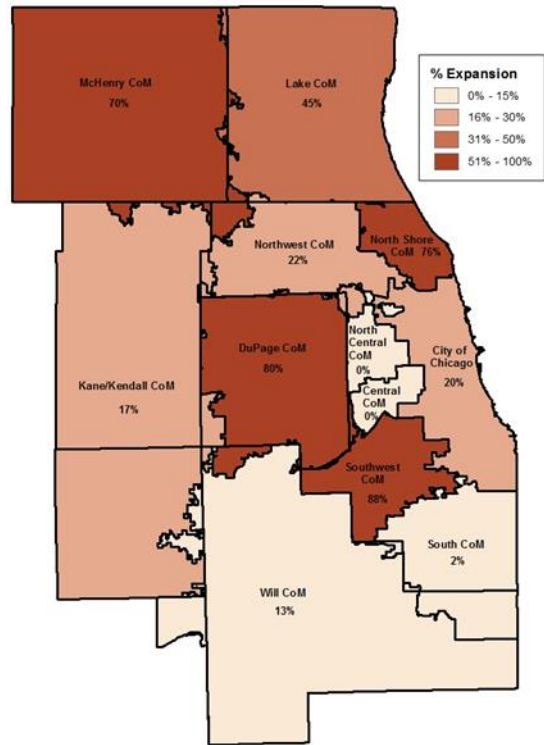


- The map to the left displays the percentage of road construction expenditures used for modernization projects.
- The City of Chicago is the only sub-region that had the majority of all road construction funding used on modernization projects.
- The Southwest Council of Mayors had just 5 percent expended on modernization projects.



- The map to the left displays the percentage of road construction expenditures used for expansion projects.
- In four Council of Mayors, the majority of all road construction expenditures were on expansion projects.
- The North Central Council of Mayors had zero percent expended on expansion projects.

Figure 16. Expansion Awards and Obligations



FFY 2013 Obligations and Awards

Project Listings

Federally Funded Road Projects

(Interstates, Highways, Streets, Bridges, Bicycle, Pedestrian, etc.)

The following is a list of FFY 2013 expenditures by phase for road projects that are considered part of a “federalized project.” Road projects include interstates, highways, arterial streets, local streets, bridges, bicycle and pedestrian projects, intersection improvements, etc. In sum, a road project is a non-transit project. A “federalized project” is a project that uses federal transportation funds to pay for some portion of the project cost. The vast majority of project phases shown in this section reflect expenditures using federal funds. Projects that are shown with non-federal fund expenditures had other phases that used federal funds and are thus considered to be federal projects. The descriptions that are shown are consistent with those in the [TIP](#). Federal funding tends to be dedicated to larger projects, including modernization projects and new facilities; smaller maintenance projects tend to be funded from local sources. Because of the focus on federal funding and regionally-significant projects, the data in this list reflects something of an expansion bias. Additionally, while a project may have components associated with a variety of project categories, each project is assigned to only one project category. The assignments are based on a hierarchy and any project with an expansion component is assigned to expansion. If a project has no expansion, but has both modernization and maintenance components, it is assigned to modernization. The majority of projects have multiple components and the hierarchy adds to the expansion bias.

Project phases are sorted by TIP ID (see [Appendix 3](#)); because the TIP ID corresponds to Council of Mayors boundaries, projects are grouped geographically. As in the TIP, each phase or fund source is shown as a separate line item. As an example, if a project has a construction phase that is being funded by local Surface Transportation Program (STP-L) funds and Congestion Mitigation and Air Quality Improvement (CMAQ) funds, the project phase will be listed twice in the report, once for each fund source. The same is true when there are multiple project phases. For example, if a project includes both construction and right of way (ROW), each phase will be listed separately in the report.



Table 1. FFY13 Federally Funded Project Phases

TIP ID	State or Local	Municipality	Location	Project Limits	Phase	Work	Fund Source	Federal Funds (by Phase)	Matching Funds (by Phase)	State/Local Funds (non-matching) (by Phase)	Total Project Funding (by Phase)	Obligation or MPA	Project Classification	Project Type
01-00-0059	Local	Chicago	Wacker Dr	Lake St to State St	C	Wacker Dr River Walk	TIFIA	96,162,000	0	0	96,162,000	Obligation	Modernization	Pedestrian
01-01-0009	Local	Chicago	US 41/Lake Shore Dr	Navy Pier Flyover	C	Bridge (New)	STP-L	2,456,000	614,000	3,160,200	6,230,200	Obligation	Modernization	Bicycle
01-01-0009	Local	Chicago	US 41/Lake Shore Dr	Navy Pier Flyover	C	Bridge (New)	CMAQ	14,044,000	3,511,000	0	17,555,000	Obligation	Modernization	Bicycle
01-01-0009	Local	Chicago	US 41/Lake Shore Dr	Navy Pier Flyover	CE	Construction Engineering	CMAQ	2,100,000	525,000	0	2,625,000	Obligation	Modernization	Bicycle
01-01-0011	Local	Chicago	Various	Citywide Chicago Bikes Marketing Campaign	EI	P.E. (Phase I)	CMAQ	1,006,372	251,593	0	1,257,965	Obligation	Modernization	Other
01-03-0014	Local	Chicago	Ashland Ave	At Pershing Rd	C	Intersection Reconstruction	STP-L	8,434,929	2,108,732	0	10,543,661	Obligation	Modernization	Mixed
01-03-0014	Local	Chicago	Ashland Ave	At Pershing Rd	C	Intersection Reconstruction	HPP	616,339	0	0	616,339	Obligation	Modernization	Mixed
01-03-0014	Local	Chicago	Ashland Ave	At Pershing Rd	CE	Construction Engineering	STP-L	1,049,149	262,288	0	1,311,437	Obligation	Modernization	Mixed
01-03-0014	Local	Chicago	Ashland Ave	At Pershing Rd	CE	Construction Engineering	HPP	76,661	0	0	76,661	Obligation	Modernization	Mixed
01-03-0014	Local	Chicago	Ashland Ave	At Pershing Rd	EII	Phase II Engineering	STP-L	14,144	3,536	0	17,680	MPA	Modernization	Mixed
01-04-0002	Local	Chicago	35th St	over Lake Shore Drive	EII	Preliminary Engineering	CMAQ	649,637	162,409	0	812,046	MPA	Modernization	Mixed
01-04-0002	Local	Chicago	35th St	over Lake Shore Drive	CE	Construction Engineering	CMAQ	726,100	181,525	0	907,625	Obligation	Modernization	Mixed
01-04-0002	Local	Chicago	35th St	over Lake Shore Drive	C	Bicycle/Pedestrian Bridge	CMAQ	7,930,719	1,982,680	0	9,913,399	Obligation	Modernization	Mixed
01-04-0002	Local	Chicago	35th St	over Lake Shore Drive	CE	Construction Engineering	STP-L	1,056,000	264,000	0	1,320,000	Obligation	Modernization	Mixed

TIP ID	State or Local	Municipality	Location	Project Limits	Phase	Work	Fund Source	Federal Funds (by Phase)	Matching Funds (by Phase)	State/Local Funds (non-matching) (by Phase)	Total Project Funding (by Phase)	Obligation or MPA	Project Classification	Project Type
01-04-0002	Local	Chicago	35th St	over Lake Shore Drive	C	Bicycle/Pedestrian Bridge	STP-L	8,108,181	2,027,045	0	10,135,226	Obligation	Modernization	Mixed
01-06-0022	State	Chicago	I-94 (Bishop Ford Expy)	At Stony Island Feeder	CE	Construction Engineering	NHPP	2,682,204	309,134	0	2,991,338	Obligation	Maintenance	Highway
01-06-0023	State	Chicago	I-94 (Bishop Ford Expy)	At Stony Island Feeder	CE	Construction Engineering	NHPP	966,908	107,434	0	1,074,342	Obligation	Maintenance	Highway
01-06-0023	State	Chicago	I-94 (Bishop Ford Expy)	At Stony Island Feeder	C	Bridge Replacement, New Bridge Deck, Bridge Removal/Demolition, Bridge Deck Overlay, Reconstruction	NHPP	26,922,038	2,991,338	75,873	29,989,248	Obligation	Maintenance	Highway
01-06-0023	State	Chicago	I-94 (Bishop Ford Expy)	At Stony Island Feeder	C	Bridge Rehabilitation, Intersection Improvement	NHPP	9,669,081	1,074,342	31,519	10,774,942	Obligation	Maintenance	Highway
01-06-0068	Local	Chicago	Various	Various locations on Kennedy Expressway	C	Landscaping	STP-E	708,000	177,000	0	885,000	Obligation	Modernization	Other
01-06-0068	Local	Chicago	Various	Various locations on Kennedy Expressway	CE	Construction Engineering	STP-E	80,000	20,000	0	100,000	Obligation	Modernization	Other
01-07-0014	Local	Chicago	Western Ave	Over Belmont Ave	EII	Phase II Engineering	STP-L	1,434,740	358,685	0	1,793,425	Obligation	Maintenance	Highway
01-08-0002	Local	Chicago	Bloomingdale Trail	Between Ridgeway and Kennedy Expy	C	New Bike/Pedestrian path	CMAQ	36,000,000	19,000,000	0	55,000,000	Obligation	Modernization	Bicycle
01-08-0002	Local	Chicago	Bloomingdale Trail	Between Ridgeway and Kennedy Expy	CE	Construction Engineering	CMAQ	2,740,000	685,000	2,575,000	6,000,000	Obligation	Modernization	Bicycle
01-08-0019	Local	Chicago	Various	Arterial Street Ramps (#51 North)	C	Sidewalks	STP-L	1,660,000	415,000	0	2,075,000	Obligation	Modernization	Pedestrian
01-08-0019	Local	Chicago	Various	Arterial Street Ramps (#51 North)	CE	Construction Engineering	STP-L	300,000	75,000	0	375,000	Obligation	Modernization	Pedestrian



TIP ID	State or Local	Municipality	Location	Project Limits	Phase	Work	Fund Source	Federal Funds (by Phase)	Matching Funds (by Phase)	State/Local Funds (non-matching) (by Phase)	Total Project Funding (by Phase)	Obligation or MPA	Project Classification	Project Type
01-08-0019	Local	Chicago	Various	Arterial Streets Ada Ramps (#52 Central)	C	Sidewalks	STP-L	1,660,000	415,000	0	2,075,000	Obligation	Modernization	Pedestrian
01-08-0019	Local	Chicago	Various	Arterial Streets Ada Ramps (#52 Central)	CE	Construction Engineering	STP-L	300,000	75,000	0	375,000	Obligation	Modernization	Pedestrian
01-08-0019	Local	Chicago	Various	Arterial Streets Ada Ramps (#53 South)	C	Sidewalks	STP-L	1,660,000	415,000	0	2,075,000	Obligation	Modernization	Pedestrian
01-08-0019	Local	Chicago	Various	Arterial Streets Ada Ramps (#53 South)	CE	Construction Engineering	STP-L	300,000	75,000	0	375,000	Obligation	Modernization	Pedestrian
01-08-0019	Local	Chicago	Various	Arterial Streets Ada Ramps (#54 Far South)	C	Sidewalks	STP-L	856,000	214,000	0	1,070,000	Obligation	Modernization	Pedestrian
01-08-0019	Local	Chicago	Various	Arterial Street Ada Ramps (#54 Far South)	CE	Construction Engineering	STP-L	152,000	38,000	0	190,000	Obligation	Modernization	Pedestrian
01-09-0006	Local	Chicago	Amtrak's Chicago Maintenance yard	Chicago	C	2 Genset Locomotives	CMAQ	880,000	220,000	0	1,100,000	MPA	Modernization	Other
01-09-0029	State	Chicago	63rd St	Over I-90/94	C	Bridge Superstructure Replacement	NHPP	7,510,138	838,707	0	8,348,845	Obligation	Modernization	Highway
01-09-0029	State	Chicago	63rd St	Over I-90/94	CE	Construction Engineering	NHPP	751,014	83,446	0	834,460	Obligation	Modernization	Highway
01-09-0034	State	Various	I-55 (Stevenson Expy)	Willow Springs Rd to Kedzie Ave	C	Shoulder Repair	CMAQ	236,285	26,254	0	262,539	Obligation	Maintenance	Highway
01-09-0034	State	Various	I-55 (Stevenson Expy)	Willow Springs Rd to Kedzie Ave	CE	Construction Engineering	CMAQ	24,052	2,672	0	26,724	Obligation	Maintenance	Highway
01-09-0034	State	Various	I-55 (Stevenson Expy)	Willow Springs Rd to Kedzie Ave	CE	Construction Engineering	CMAQ	52,877	5,875	0	58,752	Obligation	Maintenance	Highway



TIP ID	State or Local	Municipality	Location	Project Limits	Phase	Work	Fund Source	Federal Funds (by Phase)	Matching Funds (by Phase)	State/Local Funds (non-matching) (by Phase)	Total Project Funding (by Phase)	Obligation or MPA	Project Classification	Project Type
01-09-0034	State	Various	I-55	from I-355 to I-90/94	C	Sweeping	CMAQ	495,000	55,000	0	550,000	Obligation	Maintenance	Highway
01-09-0059	Local	Chicago	Various	Various locations in Chicago	EI	P.E. (Phase I)	SRTS	314,000	0	0	314,000	Obligation	Modernization	Mixed
01-10-0006	Local	Chicago	Pershing Rd	Dan Ryan Expy to Ashland Ave	EI	P.E. (Phase I)	STP-L	284,587	71,147	0	355,734	MPA	Maintenance	Highway
01-10-0021	Local	Chicago	Various	Bridge Inspections	EI	P.E. (Phase I)	STP-L	5,514,334	1,378,584	0	6,892,918	MPA	Maintenance	Other
01-10-0039	State	Chicago	IL 64 (LaSalle Dr)	At Clark St	EI	P.E. (Phase I)	HSIP	78,713	8,846	0	87,559	Obligation	Modernization	Highway
01-11-0009	Local	Chicago	Stony Island Ave	69th St to 77th St	EI	Preliminary Engineering	STP-E	480,000	120,000	0	600,000	Obligation	Modernization	Bicycle
01-11-0010	State	Chicago	US 12, US 45, Mannheim Rd	IL 72 (Higgins Rd) to I-190 (Kennedy Expy)	CE	Construction Engineering	NHS	2,571,792	650,044	0	3,221,836	Obligation	Expansion	Highway
01-11-0010	State	Chicago	US 12, US 45, Mannheim Rd	I-190 (Kennedy Expy) to IL 19 (Irving Park Rd)	CE	Construction Engineering	NHS	4,466,774	1,116,694	40,870	5,624,338	Obligation	Expansion	Highway
01-11-0010	State	Chicago	US 12, US 45, Mannheim Rd	I-190 (Kennedy Expy) to IL 19 (Irving Park Rd)	C	Additional Lanes, Lighting, Bridge (New)	NHS	29,778,496	7,448,862	268,201	37,495,559	Obligation	Expansion	Highway
01-11-0010	State	Chicago	US 12, US 45, Mannheim Rd	IL 72 (Higgins Rd) to I-190 (Kennedy Expy)	C	Additional Lanes, Lighting, Retaining Wall	NHS	17,145,278	4,286,319	66,289	21,497,886	Obligation	Expansion	Highway
01-12-0004	Local	Chicago	Chicago	Chicago	EI	Chicago Alternative Fuel Deployment Project	CMAQ	15,000,000	3,750,000	0	18,750,000	Obligation	Maintenance	Other
01-12-0010	Local	Chicago	South Water St	Stetson Ave to Beaubien Ct	EI	Preliminary Engineering	STP-L	514,510	128,628	0	643,138	Obligation	Maintenance	Highway
01-12-0011	Local	Chicago	Harrison St Viaduct	West of Chicago River	EI	Preliminary Engineering	STP-L	533,745	133,436	0	667,181	Obligation	Maintenance	Highway



TIP ID	State or Local	Municipality	Location	Project Limits	Phase	Work	Fund Source	Federal Funds (by Phase)	Matching Funds (by Phase)	State/Local Funds (non-matching) (by Phase)	Total Project Funding (by Phase)	Obligation or MPA	Project Classification	Project Type
01-12-0012	Local	Chicago	Canal St	Madison St to Taylor St	EI	Preliminary Engineering	STP-L	1,987,160	496,790	0	2,483,950	Obligation	Maintenance	Highway
01-12-0013	Local	Chicago	La Salle St	Main Branch Chicago River	EI	Preliminary Engineering	STP-L	706,594	176,648	0	883,242	Obligation	Maintenance	Highway
01-12-0014	Local	Chicago	Van Buren St	South Branch Chicago River	EI	Preliminary Engineering	STP-L	692,078	173,020	0	865,098	Obligation	Maintenance	Highway
01-12-0015	Local	Chicago	Grand Ave	North Branch Chicago River	EI	Preliminary Engineering	STP-L	626,367	156,592	0	782,959	Obligation	Maintenance	Highway
01-12-0016	Local	Chicago	Cortland Ave	North Branch Chicago River	EI	Preliminary Engineering	STP-L	554,631	138,658	0	693,289	Obligation	Maintenance	Highway
01-12-0017	Local	Chicago	Webster Ave Bridge	over the Chicago River	EI	Preliminary Engineering	STP-L	682,408	170,602	0	853,010	Obligation	Maintenance	Highway
01-12-0019	State	Chicago	Circle Interchange	I-90/94 on the Morgan Street Bridge At I-290 Congress Parkway (Circle Interchange)	C	Bridge Replacement	NHPP	16,202,779	1,800,309	330,589	18,333,677	Obligation	Expansion	Highway
01-12-0019	State	Chicago	Circle Interchange	I-90/94 on the Morgan Street Bridge At I-290 Congress Parkway (Circle Interchange)	CE	Construction Engineering	NHPP	1,631,610	181,291	0	1,812,901	Obligation	Expansion	Highway
01-12-0024	Local	Chicago	Various	Various locations	EI	Preliminary Engineering	HSIP	85,428	9,492	0	94,920	Obligation	Modernization	Pedestrian
01-94-0038	Local	Chicago	Adams St	West of Union Station	EII	Phase II Engineering	STP-L	375,935	93,984	0	469,919	MPA	Modernization	Highway
01-94-0089	State	Chicago	I-90 (Kennedy Expy)	At Cumberland Ave	C	Bridge Replacement, Intersection Improvement	NHPP	18,625,159	2,069,462	57,741	20,752,362	Obligation	Modernization	Highway



TIP ID	State or Local	Municipality	Location	Project Limits	Phase	Work	Fund Source	Federal Funds (by Phase)	Matching Funds (by Phase)	State/Local Funds (non-matching) (by Phase)	Total Project Funding (by Phase)	Obligation or MPA	Project Classification	Project Type
01-94-0092	Local	Chicago	Various	Various locations - Streets For Cycling - Project #2	EI	Preliminary Engineering	CMAQ	1,042,966	260,742	0	1,303,708	Obligation	Modernization	Bicycle
01-96-0001	Local	Chicago	Wells St	Chicago River	C	Bridge Replacement	STP-L	18,496,722	4,624,180	0	23,120,902	MPA	Modernization	Highway
01-96-0001	Local	Chicago	Wells St	Chicago River	CE	Construction Engineering	STP-L	1,997,000	500,000	0	2,497,000	MPA	Modernization	Highway
01-96-0031	Local	Chicago	Oakwood Blvd viaduct	at IL Central RR	EII	Phase II Engineering	STP-L	788,673	197,168	0	985,841	Obligation	Modernization	Highway
01-98-0038	Local	Chicago	Various	Arterial Streets Ada Ramps (#58 & #62)	EII	Phase II Engineering	STP-L	527,497	131,874	0	659,371	Obligation	Modernization	Mixed
01-98-0068	Local	Chicago	Grand Ave	Damen Ave to Chicago Ave	EII	Phase II Engineering	STP-L	778,655	194,664	0	973,319	Obligation	Modernization	Highway
01-98-0072	Local	Chicago	Milwaukee Ave	Kilpatrick Ave to Addison St	C	Reconstruction	STP-L	5,148,000	1,287,000	0	6,435,000	Obligation	Modernization	Highway
01-98-0072	Local	Chicago	Milwaukee Ave	Kilpatrick Ave to Addison St	CE	Construction Engineering	STP-L	804,000	201,000	0	1,005,000	Obligation	Modernization	Highway
01-98-0072	Local	Chicago	Milwaukee Ave	Kilpatrick Ave to Addison St	C	Reconstruction	HPP	2,175,000	0	0	2,175,000	Obligation	Modernization	Highway
01-98-0072	Local	Chicago	Milwaukee Ave	Kostner Ave To Belmont Ave	EII	Phase II Engineering	STP-L	567,246	141,811	0	709,057	Obligation	Modernization	Highway
01-98-0073	Local	Chicago	Lake St	Ashland Ave to Kennedy Expy	EII	Phase II Engineering	STP-L	619,686	154,922	0	774,608	Obligation	Modernization	Highway
01-98-0118	Local	Chicago	57th St	At Lake Shore Drive	C	Traffic Mitigation and Circulation Enhancement	HPP	2,140,000	535,000	0	2,675,000	Obligation	Modernization	Other
01-98-0118	Local	Chicago	57th St	At Lake Shore Drive	CE	Construction Engineering	HPP	260,000	65,000	0	325,000	Obligation	Modernization	Other
02-06-0019	Local	Glenview	Waukegan Rd (IL 43)	Woodlawn Ave to Ammer Rd	C	Intersection Improvement	STP-L	1,572,852	674,079	707,623	2,954,554	Obligation	Modernization	Highway
02-06-0019	Local	Glenview	Waukegan Rd (IL 43)	Woodlawn Ave to Ammer Rd	CE	Construction Engineering	STP-L	200,403	85,887	0	286,290	Obligation	Modernization	Highway



TIP ID	State or Local	Municipality	Location	Project Limits	Phase	Work	Fund Source	Federal Funds (by Phase)	Matching Funds (by Phase)	State/Local Funds (non-matching) (by Phase)	Total Project Funding (by Phase)	Obligation or MPA	Project Classification	Project Type
02-06-0026	Local	Glenview	W. Lake Ave	At Greenwood Rd	EII	Phase II Engineering	STP-L	60,480	25,920	0	86,400	Obligation	Modernization	Highway
02-09-0003	State	Northfield	Willow Rd	IL 43 (Waukegan Rd) to I-94 (Edens Expy) & At Middle Fork North Branch Chicago River	C	Landscaping	STP-E	550,225	137,556	92,473	780,254	Obligation	Expansion	Highway
02-09-0003	State	Northfield	Willow Rd	IL 43 (Waukegan Rd) to I-94 (Edens Expy) & At Middle Fork North Branch Chicago River	CE	Construction Engineering	STP-E	82,587	20,647	13,804	117,038	Obligation	Expansion	Highway
02-09-0003	State	Northfield	Willow Rd	IL 43 (Waukegan Rd) to I-94 (Edens Expy) & At Middle Fork North Branch Chicago River	CE	Construction Engineering	NHPP	2,928,880	732,220	247,069	3,908,169	Obligation	Expansion	Highway
02-09-0003	State	Northfield	Willow Rd	IL 43 (Waukegan Rd) to I-94 (Edens Expy) & At Middle Fork North Branch Chicago River	C	Intersection Improvement, Resurfacing, Bridge Replacement, Reconstruction, Additional Lanes	NHPP	19,525,868	4,881,467	2,046,779	26,454,114	Obligation	Expansion	Highway
02-09-0020	Local	Evanston	Bridge St	McCormick Blvd to Brown St	C	Bridge Rehabilitation	BRR	1,551,760	387,940	427,443	2,367,143	Obligation	Maintenance	Highway
02-09-0020	Local	Evanston	Bridge St	McCormick Blvd to Brown St	CE	Construction Engineering	BRR	192,000	48,000	0	240,000	Obligation	Maintenance	Highway



TIP ID	State or Local	Municipality	Location	Project Limits	Phase	Work	Fund Source	Federal Funds (by Phase)	Matching Funds (by Phase)	State/Local Funds (non-matching) (by Phase)	Total Project Funding (by Phase)	Obligation or MPA	Project Classification	Project Type
02-10-0001	Local	Lincolnwood	Union Pacific/Weber Spur Multi Use Trail	Devon Ave To Touhy Ave	EII	Phase II Engineering	CMAQ	51,954	12,989	0	64,943	Obligation	Modernization	Mixed
02-11-0009	Local	Glenview	Various	Techny Trail : Old Willow Rd.	EII	Phase II Engineering	STP-E	36,800	9,200	0	46,000	Obligation	Modernization	Bicycle
02-11-0017	Local	Glencoe	Lake-Cook Road	Turnbull Woods Court to St. Johns Court (Cook County FP)	C	Bike Path	STP-E	1,312,404	127,589	0	1,439,993	Obligation	Modernization	Bicycle
02-11-0017	Local	Glencoe	Lake-Cook Road	Turnbull Woods Court to St. Johns Court (Cook County FP)	CE	Construction Engineering	STP-E	126,972	31,743	0	158,715	Obligation	Modernization	Bicycle
02-12-0006	Local	Evanston	Dempster St	Fowler Ave To Ridge Ave	EI	Preliminary Engineering	CMAQ	24,000	6,000	0	30,000	Obligation	Modernization	Highway
02-12-0019	Local	Wilmette	Wilmette Ave	At Prairie Ave	C	Safety Improvements	SRTS	28,000	0	0	28,000	Obligation	Modernization	Mixed
02-12-0020	Local	Lincolnwood	Central Ave	Pratt Ave to Sauganash Ave	EII	Phase II Engineering	STP-L	47,984	11,997	0	59,981	Obligation	Expansion	Highway
02-12-0022	Local	Lincolnwood	Various	Lincolnwood	IMP	Crossing Guard Training Program	SRTS	2,500	0	0	2,500	Obligation	Modernization	Other
03-00-0108	Local	Schaumburg	Schaumburg Rd	At Barrington Rd	EII	Phase II Engineering	CMAQ	15,615	3,903	0	19,518	MPA	Modernization	Highway
03-00-0108	Local	Schaumburg	Schaumburg Rd	At Barrington Rd	ROW	Land Acquisition	CMAQ	190,342	47,586	0	237,928	MPA	Modernization	Highway
03-03-0104	Local	Arlington Heights	US 14	At Davis St and Arthur	C	Intersection Improvement	STP-L	3,241,260	817,380	0	4,058,640	Obligation	Modernization	Mixed



TIP ID	State or Local	Municipality	Location	Project Limits	Phase	Work	Fund Source	Federal Funds (by Phase)	Matching Funds (by Phase)	State/Local Funds (non-matching) (by Phase)	Total Project Funding (by Phase)	Obligation or MPA	Project Classification	Project Type
03-03-0104	Local	Arlington Heights	US 14	At Davis St and Arthur	CE	Construction Engineering	STP-L	387,024	96,756	0	483,780	Obligation	Modernization	Mixed
03-08-0004	Local	Rolling Meadows	Rohlwing Rd	Arlington Park Metra Station	CE	Construction Engineering	CMAQ	45,625	11,406	0	57,031	Obligation	Maintenance	Mixed
03-08-0004	Local	Rolling Meadows	Rohlwing Rd	Arlington Park Metra Station	C	Reconstruction, construction of pedestrian path, and the extension of a culvert.	CMAQ	456,246	114,062	29,904	600,212	Obligation	Maintenance	Mixed
03-08-0004	Local	Rolling Meadows	Rohlwing Rd	Arlington Park Metra Station	CE	Construction Engineering	STP-L	75,151	18,788	0	93,939	Obligation	Maintenance	Mixed
03-08-0004	Local	Rolling Meadows	Rohlwing Rd	Arlington Park Metra Station	C	Reconstruction, construction of pedestrian path, and the extension of a culvert.	STP-L	774,814	193,704	0	968,518	Obligation	Maintenance	Mixed
03-09-0054	Local	Hoffman Estates	Palatine Rd	Huntington Blvd to Haman Rd	C	Channelization, Traffic Signal Installation	STP-L	1,705,766	426,441	0	2,132,207	Obligation	Modernization	Highway
03-09-0054	Local	Hoffman Estates	Palatine Rd	Huntington Blvd to Haman Rd	CE	Construction Engineering	STP-L	119,840	29,960	0	149,800	Obligation	Modernization	Highway
03-09-0055	Local	Elk Grove Village	IL 83	At Greenleaf Ave	CE	Construction Engineering	STP-L	32,586	13,965	0	46,551	Obligation	Modernization	Highway
03-09-0057	Local	Mount Prospect	Kensington Rd	Forest Ave to IL 83	C	Reconstruction	STP-L	2,666,126	666,532	0	3,332,658	Obligation	Modernization	Highway
03-09-0057	Local	Mount Prospect	Kensington Rd	Forest Ave to IL 84	CE	Construction Engineering	STP-L	283,200	70,800	0	354,000	Obligation	Modernization	Highway



TIP ID	State or Local	Municipality	Location	Project Limits	Phase	Work	Fund Source	Federal Funds (by Phase)	Matching Funds (by Phase)	State/Local Funds (non-matching) (by Phase)	Total Project Funding (by Phase)	Obligation or MPA	Project Classification	Project Type
03-09-0074	Local	Hoffman Estates	Salem Dr	Bode Rd to IL 58	EII	Phase II Engineering	STP-L	145,425	145,425	0	290,850	Obligation	Modernization	Highway
03-09-0075	Local	Barrington	Various	Various locations In Barrington	EII	Phase II Engineering	SRTS	10,800	0	0	10,800	Obligation	Modernization	Pedestrian
03-09-0089	Local	Batavia	Various	Various locations In Batavia	EII	Phase II Engineering	SRTS	20,405	0	0	20,405	Obligation	Maintenance	Highway
03-10-0004	Local	Hoffman Estates	IL 59	At Shoe Factory Rd	EII	Phase II Engineering	CMAQ	10,980	1,270	0	12,250	MPA	Modernization	Highway
03-10-0005	Local	Elk Grove Village	Busse Woods Trail	Over IL 72	C	Pedestrian Overpass	CMAQ	1,387,520	346,880	0	1,734,400	Obligation	Modernization	Bicycle
03-10-0005	Local	Elk Grove Village	Busse Woods Trail	Over IL 72	CE	Construction Engineering	CMAQ	279,788	69,947	0	349,735	Obligation	Modernization	Bicycle
03-10-0005	Local	Elk Grove Village	Busse Woods Trail	Over IL 72	EII	Phase II Engineering	TCSP	263,834	65,959	0	329,793	Obligation	Modernization	Bicycle
03-10-0038	Local	Hanover Park	Longmeadow	Over the West Branch DuPage River	C	Bridge Replacement	BRR	387,580	96,895	82,693	567,168	Obligation	Modernization	Highway
03-10-0038	Local	Hanover Park	Longmeadow	Over the West Branch DuPage River	CE	Construction Engineering	BRR	87,520	21,880	0	109,400	Obligation	Modernization	Highway
03-10-0040	Local	Rolling Meadows	Carriageway Dr	Salt Creek	C	Bridge Superstructure	BRR	398,579	99,645	0	498,224	Obligation	Modernization	Highway



TIP ID	State or Local	Municipality	Location	Project Limits	Phase	Work	Fund Source	Federal Funds (by Phase)	Matching Funds (by Phase)	State/Local Funds (non-matching) (by Phase)	Total Project Funding (by Phase)	Obligation or MPA	Project Classification	Project Type
03-10-0040	Local	Rolling Meadows	Carriageway Dr	Salt Creek	CE	Construction Engineering	BRR	55,136	13,784	0	68,920	Obligation	Modernization	Highway
03-11-0006	Local	Hoffman Estates	Hassell Rd	Barrington Rd to Jones Rd	C	Reconstruction	STP-L	3,668,800	917,200	0	4,586,000	Obligation	Modernization	Mixed
03-11-0006	Local	Hoffman Estates	Hassell Rd	Barrington Rd to Jones Rd	CE	Construction Engineering	STP-L	240,000	60,000	0	300,000	Obligation	Modernization	Mixed
03-11-0010	Local	Wheeling	Dundee Road	Des Plaines River Bridge to I-294 Tollway Bridge	C	Bicycle and Pedestrian Facility	STP-E	358,377	89,594	0	447,971	Obligation	Modernization	Mixed
03-11-0010	Local	Wheeling	Dundee Road	Des Plaines River Bridge to I-294 Tollway Bridge	CE	Construction Engineering	STP-E	53,200	13,300	0	66,500	Obligation	Modernization	Mixed
03-12-0005	Local	Des Plaines	Ballard Rd	Bender Rd To Good Ave	EI	Preliminary Engineering	CMAQ	20,000	5,000	0	25,000	Obligation	Modernization	Bicycle
03-12-0012	Local	Niles	Cleveland St	At Caldwell Ave and at Waukegan Rd	EI	Preliminary Engineering	CMAQ	8,000	2,000	0	10,000	Obligation	Modernization	Pedestrian
03-12-0021	State	Schaumburg	Syracuse Lane and Cambridge Dr	At Cambridge Dr North	C	Replace metal pipe culverts	BRR	652,569	163,142	320,761	1,136,472	Obligation	Modernization	Highway
03-12-0021	State	Schaumburg	Syracuse Lane and Cambridge Dr	At Cambridge Dr North	CE	Construction Engineering	BRR	72,805	18,201	40,505	131,511	Obligation	Modernization	Highway
03-12-0028	Local	Rolling Meadows	Salt Creek Bike Path	Kirchoff Rd to Rolling Meadows Public Library	EI	Preliminary Engineering	STP-E	27,528	6,879	0	34,407	Obligation	Modernization	Bicycle



TIP ID	State or Local	Municipality	Location	Project Limits	Phase	Work	Fund Source	Federal Funds (by Phase)	Matching Funds (by Phase)	State/Local Funds (non-matching) (by Phase)	Total Project Funding (by Phase)	Obligation or MPA	Project Classification	Project Type
03-12-0029	Local	Des Plaines	Harrison St	Meadow Ln, Central Rd and Dee Rd near Apollo Elementary School	C	Construction of sidewalks, street crossing improvements.	SRTS	117,175	0	0	117,175	Obligation	Expansion	Mixed
03-12-0029	Local	Des Plaines	Harrison St	Meadow Ln, Central Rd and Dee Rd near Apollo Elementary School	CE	Construction Engineering	SRTS	15,200	0	0	15,200	Obligation	Expansion	Mixed
03-12-0030	Local	Des Plaines	Various	Apollo Elementary School	EI	Preliminary Engineering	SRTS	10,575	0	0	10,575	Obligation	Modernization	Other
03-12-0031	Local	Prospect Heights	Various	Prospect Heights	EI	Preliminary Engineering	SRTS	30,743	0	0	30,743	Obligation	Modernization	Other
03-12-0032	Local	Rolling Meadows	Various	Various locations in Rolling Meadows	EI	Preliminary Engineering	SRTS	62,464	0	0	62,464	Obligation	Modernization	Other
03-12-0033	State	Palatine	US 14	Smith Rd to Palatine Rd	C	Traffic Signal Modernization	HSIP	445,353	52,240	0	497,593	Obligation	Maintenance	Highway
03-12-0033	State	Palatine	US 14	Smith Rd to Palatine Rd	CE	Construction Engineering	HSIP	66,803	7,836	0	74,639	Obligation	Maintenance	Highway
03-13-0001	Local	Barrington	N. Hager Ave	Lavarne to Cul-De-Sac, Dundee Ave to Sturtz	EI	Preliminary Engineering	SRTS	39,996	0	0	39,996	Obligation	Expansion	Mixed
03-96-0021	State	Elk Grove Village, Bensenville, Itasca, Wood Dale, Schaumburg, Roselle, Franklin Park, Des Plaines	Elgin-O'Hare Expy (I-390)	I-290/IL 53 to O'Hare Ring Rd	ROW	Land Acquisition	NRS	15,997,600	3,999,400	0	19,997,000	Obligation	Expansion	Highway



TIP ID	State or Local	Municipality	Location	Project Limits	Phase	Work	Fund Source	Federal Funds (by Phase)	Matching Funds (by Phase)	State/Local Funds (non-matching) (by Phase)	Total Project Funding (by Phase)	Obligation or MPA	Project Classification	Project Type
04-00-0014	Local	Franklin Park, Bensenville	Franklin Ave	County Line Rd to Williams Dr	C	Reconstruction	STP-L	1,099,766	471,328	272,672	1,843,766	Obligation	Modernization	Highway
04-00-0014	Local	Franklin Park, Bensenville	Franklin Ave	County Line Rd to Williams Dr	CE	Construction Engineering	STP-L	64,000	27,429	0	91,429	Obligation	Modernization	Highway
04-06-0026	Local	Hillside	US12/20/45	At I-290 Interchange	C	Landscaping	STP-E	133,053	33,264	0	166,317	Obligation	Modernization	Mixed
04-06-0026	Local	Hillside	US12/20/45	At I-290 Interchange	CE	Construction Engineering	STP-E	36,461	9,115	0	45,576	Obligation	Modernization	Mixed
04-06-0026	Local	Hillside	US12/20/45	At I-290 Interchange	C	Bridge Fence Replacement	STP-E	163,057	40,765	159,300	363,122	Obligation	Modernization	Mixed
04-08-0024	Local	Northlake	Roy Ave	Soffel Ave to North Ave	C	Resurfacing	STP-L	410,337	102,584	0	512,921	Obligation	Maintenance	Highway
04-08-0024	Local	Northlake	Roy Ave	Soffel Ave to North Ave	CE	Construction Engineering	STP-L	48,520	12,130	0	60,650	Obligation	Maintenance	Highway
04-09-0020	Local	Northlake	I-294 (Tri-State Tollway)	At I-290/IL 64	EI	Preliminary Engineering	STP-L	307,006	76,751	0	383,757	MPA	Modernization	Other
04-09-0043	Local	Bellwood	Various	Various locations In Bellwood	EII	Phase II Engineering	SRTS	18,834	0	0	18,834	Obligation	Modernization	Other
04-10-0023	Local	Northlake	Hirsch St	Cul-de-Sac to 43rd St.	C	Resurfacing	STP-L	410,233	102,559	0	512,792	Obligation	Maintenance	Highway
04-10-0023	Local	Northlake	Hirsch St	Cul-de-Sac to 43rd St.	CE	Construction Engineering	STP-L	42,672	10,668	0	53,340	Obligation	Maintenance	Highway



TIP ID	State or Local	Municipality	Location	Project Limits	Phase	Work	Fund Source	Federal Funds (by Phase)	Matching Funds (by Phase)	State/Local Funds (non-matching) (by Phase)	Total Project Funding (by Phase)	Obligation or MPA	Project Classification	Project Type
04-11-0019	State	Norridge	IL 19	At IL 43 (Harlem Ave), Forest Preserve Dr & IL 43 (Harlem Ave) At Forest Preserve Dr	C	Traffic Signal Modernization	HSIP	1,018,285	113,143	0	1,131,428	Obligation	Modernization	Highway
04-12-0004	Local	Oak Park	Various	Village of Oak Park	C	Traffic Signal Management System	CMAQ	104,320	26,080	0	130,400	Obligation	Modernization	Highway
04-12-0007	Local	Northlake	Northwest Highway	North Ave to Grand Ave	EI	Preliminary Engineering	CMAQ	57,112	14,277	0	71,389	Obligation	Modernization	Mixed
04-12-0011	State	Rosemont, Chicago	I-190 (Kennedy Expy)	Bessie Coleman Dr to I-90 (Kennedy Expy)	C	Resurfacing	I-M	4,418,742	490,971	33,450	4,943,163	Obligation	Maintenance	Highway
04-12-0016	Local	River Grove	Elm St	Grand Ave to Belmont Ave	C	Reconstruction	STP-L	1,899,382	474,846	0	2,374,228	Obligation	Maintenance	Highway
04-12-0016	Local	River Grove	Elm St	Grand Ave to Belmont Ave	CE	Construction Engineering	STP-L	230,440	57,610	0	288,050	Obligation	Maintenance	Highway
04-13-0001	Local	Northlake	Wolf Rd	Winters Dr to Winters Dr	C	Traffic Signal Modernization	STP-L	151,176	37,793	0	188,969	Obligation	Modernization	Highway
04-13-0001	Local	Northlake	Wolf Rd	Winters Dr to Winters Dr	CE	Construction Engineering	STP-L	29,184	7,296	0	36,480	Obligation	Modernization	Highway
05-05-0001	State	Forest View	I-55 (Stevenson Expy)	At Central Ave	CE	Construction Engineering	NHPP	1,309,843	145,538	0	1,455,381	Obligation	Modernization	Highway
05-05-0008	Local	Brookfield	Maple Ave	47th St to Burlington Ave	CE	Construction Engineering	STP-L	48,000	32,000	0	80,000	Obligation	Maintenance	Highway
05-05-0008	Local	Brookfield	Maple Ave	47th St to Burlington Ave	C	Resurfacing	STP-L	379,001	252,667	4,148	635,816	Obligation	Maintenance	Highway
05-06-0005	Local	Brookfield	Golfview Rd	At 31st St.	CE	Construction Engineering	HPP	261,336	0	0	261,336	Obligation	Modernization	Highway



TIP ID	State or Local	Municipality	Location	Project Limits	Phase	Work	Fund Source	Federal Funds (by Phase)	Matching Funds (by Phase)	State/Local Funds (non-matching) (by Phase)	Total Project Funding (by Phase)	Obligation or MPA	Project Classification	Project Type
05-06-0005	Local	Brookfield	Golfview Rd	At 31st St.	C	Reconstruction	HPP	2,720,000	680,000	122,798	3,522,798	Obligation	Modernization	Highway
05-08-0011	Local	Western Springs	Burlington Ave	Western Springs Metra Station East Platform	EI	Preliminary Engineering	HPP	73,730	18,433	0	92,163	Obligation	Modernization	Pedestrian
05-09-0022	Local	Stickney	Ridgeland Rd	Pershing Rd to 43rd St	CE	Construction Engineering	STP-L	30,240	20,160	0	50,400	Obligation	Maintenance	Highway
05-09-0022	Local	Stickney	Ridgeland Rd	Pershing Rd to 43rd St	C	Resurfacing	STP-L	222,454	148,302	0	370,756	Obligation	Maintenance	Highway
05-09-0023	Local	Berwyn	East Ave	Cermak Rd to 31st St	C	Resurfacing	STP-L	1,446,263	485,885	0	1,932,148	Obligation	Maintenance	Highway
05-09-0023	Local	Berwyn	East Ave	Cermak Rd to 31st St	CE	Construction Engineering	STP-L	173,552	57,851	0	231,403	Obligation	Maintenance	Highway
05-11-0009	Local	Hodgkins	East Ave	67th St to Joliet Rd	C	Resurfacing	STP-L	781,654	260,551	0	1,042,205	Obligation	Maintenance	Highway
05-11-0009	Local	Hodgkins	East Ave	67th St to Joliet Rd	CE	Construction Engineering	STP-L	120,000	0	0	120,000	Obligation	Maintenance	Highway
05-12-0005	Local	Cicero	Various	Cicero Ave Transit Study	EI	Preliminary Engineering	STP-L	21,000	9,000	118,129	148,129	Obligation	Modernization	Other
05-12-0008	Local	Countryside	Various	Various locations in Countryside	EI	Preliminary Engineering	SRTS	2,300	0	0	2,300	Obligation	Modernization	Other
05-12-0014	Local	La Grange	Willow Springs Rd	At Lyons Township HS entrance	EI	Preliminary Engineering	STP-L	28,000	12,000	0	40,000	Obligation	Modernization	Highway
06-09-0002	State	Willow Springs	IL 171	At 104th Ave / Willow Springs Rd	ROW	Land Acquisition	HSIP	620,100	68,900	0	689,000	Obligation	Modernization	Highway
06-09-0056	State	Orland Park, Orland Hills, Tinley Park	US 45 (La Grange Rd)	159th St to 179th St	C	Additional Lanes	NHPP	22,085,990	5,521,498	2,078,777	29,686,265	Obligation	Expansion	Highway



TIP ID	State or Local	Municipality	Location	Project Limits	Phase	Work	Fund Source	Federal Funds (by Phase)	Matching Funds (by Phase)	State/Local Funds (non-matching) (by Phase)	Total Project Funding (by Phase)	Obligation or MPA	Project Classification	Project Type
06-09-0056	State	Orland Park, Orland Hills, Tinley Park	US 45 (La Grange Rd)	159th St to 179th St	CE	Construction Engineering	NHPP	3,312,899	828,225	293,363	4,434,487	Obligation	Expansion	Highway
06-09-0056	State	Orland Park	US 45 (La Grange Rd)	143rd St to 159th St	C	Additional Lanes, Retaining Wall	NHPP	18,390,575	4,597,644	3,932,744	26,920,962	Obligation	Expansion	Highway
06-09-0056	State	Orland Park	US 45 (La Grange Rd)	143rd St to 159th St	CE	Construction Engineering	NHPP	2,758,586	689,647	589,912	4,038,145	Obligation	Expansion	Highway
06-09-0056	State	Palos Park, Orland Park, Orland Hills, Tinley Park	US 45 (La Grange Rd)	131st St to 179th St	C	Additional Lanes	NHPP	24,211,617	6,052,904	2,655,504	32,920,024	Obligation	Expansion	Highway
06-09-0056	State	Palos Park, Orland Park, Orland Hills, Tinley Park	US 45 (La Grange Rd)	131st St to 179th St	C	Additional Lanes	HPP	800,000	200,000	0	1,000,000	Obligation	Expansion	Highway
06-09-0056	State	Palos Park, Orland Park, Orland Hills, Tinley Park	US 45 (La Grange Rd)	131st St to 179th St	CE	Construction Engineering	NHPP	3,511,743	877,936	375,459	4,765,138	Obligation	Expansion	Highway
06-09-0056	State	Orland Park, Orland Hills, Tinley Park	US 45 (La Grange Rd)	159th St to 179th St	C	Median Removal, Tree Removal, Paving	NHS	1,153,575	288,394	0	1,441,968	Obligation	Expansion	Highway
06-09-0056	State	Orland Park, Orland Hills, Tinley Park	US 45 (La Grange Rd)	159th St to 179th St	CE	Construction Engineering	NHS	115,357	28,840	0	144,197	Obligation	Expansion	Highway
06-09-0056	State	Palos Park, Orland Park	US 45 (La Grange Rd)	131st St to 159th St	C	Drainage, Retaining Wall	NHS	1,577,268	394,317	0	1,971,585	Obligation	Expansion	Highway
06-09-0056	State	Palos Park, Orland Park	US 45 (La Grange Rd)	131st St to 159th St	CE	Construction Engineering	NHS	157,727	39,432	0	197,159	Obligation	Expansion	Highway
06-09-0075	State	Palos Heights, Alsip, Crestwood	127th St	Ridgeland Ave to IL 83 (Cal-Sag Rd)	C	Resurfacing	STP-U	627,516	156,879	3,787	788,181	Obligation	Maintenance	Highway
06-10-0011	Local	Blue Island	Cal-Sag Greenway Trail	IL 83 to Burnham Rd	C	Signing (New)	TCSP	327,600	82,400	0	410,000	Obligation	Modernization	Pedestrian



TIP ID	State or Local	Municipality	Location	Project Limits	Phase	Work	Fund Source	Federal Funds (by Phase)	Matching Funds (by Phase)	State/Local Funds (non-matching) (by Phase)	Total Project Funding (by Phase)	Obligation or MPA	Project Classification	Project Type
06-10-0019	State	Lemont	McCarthy Rd	At Walker Rd	C	Intersection Reconstruction	STP-U	1,381,929	339,613	44,997	1,766,539	Obligation	Modernization	Highway
06-10-0019	State	Lemont	McCarthy Rd	At Walker Rd	CE	Construction Engineering	STP-U	207,289	51,822	5,870	264,981	Obligation	Modernization	Highway
06-10-0022	Local	Orland Hills	Haven Ave	159th St to 163rd St	C	Reconstruction	STP-L	862,376	369,590	0	1,231,966	Obligation	Modernization	Highway
06-10-0022	Local	Orland Hills	Haven Ave	159th St to 163rd St	CE	Construction Engineering	STP-L	98,000	42,000	0	140,000	Obligation	Modernization	Highway
06-11-0004	Local	Alsip	IL 50 (Cicero Ave)	123rd St to 111th St	EII	Phase II Engineering	STP-L	17,497	7,499	0	24,996	Obligation	Modernization	Pedestrian
06-12-0007	Local	Hickory Hills	91st St	88th Ave to Roberts Rd	EII	Phase II Engineering	SRTS	25,000	0	0	25,000	Obligation	Modernization	Pedestrian
06-12-0007	Local	Hickory Hills	91st Ave	88th to Jonathan Dr	C	Sidewalks	SRTS	195,700	0	17,592	213,292	Obligation	Modernization	Pedestrian
06-12-0007	Local	Hickory Hills	91st Ave	88th to Jonathan Dr	CE	Sidewalks	SRTS	29,300	0	2,634	31,934	Obligation	Modernization	Pedestrian
06-12-0008	Local	Merrionette Park	Various	Various locations In Merrionette Park	C	Sidewalks	SRTS	133,224	0	0	133,224	Obligation	Modernization	Pedestrian
06-12-0008	Local	Merrionette Park	Various	Various locations In Merrionette Park	CE	Construction Engineering	SRTS	25,000	0	0	25,000	Obligation	Modernization	Pedestrian
06-12-0008	Local	Merrionette Park	Various	Various locations In Merrionette Park	EII	Phase II Engineering	SRTS	24,954	0	0	24,954	Obligation	Modernization	Pedestrian
06-12-0009	Local	Bridgeview	Various	Various locations In Bridgeview	EII	Phase II Engineering	SRTS	25,000	0	0	25,000	Obligation	Modernization	Pedestrian
06-12-0009	Local	Bridgeview	Various	Various locations In Bridgeview	C	Sidewalks	SRTS	166,566	0	0	166,566	Obligation	Modernization	Pedestrian
06-12-0009	Local	Bridgeview	Various	Various locations In Bridgeview	CE	Construction Engineering	SRTS	25,000	0	0	25,000	Obligation	Modernization	Pedestrian
06-12-0010	Local	Worth	112th	Oak Park Ave to Nashville Ave	EII	Phase II Engineering	SRTS	24,306	0	0	24,306	Obligation	Modernization	Pedestrian



TIP ID	State or Local	Municipality	Location	Project Limits	Phase	Work	Fund Source	Federal Funds (by Phase)	Matching Funds (by Phase)	State/Local Funds (non-matching) (by Phase)	Total Project Funding (by Phase)	Obligation or MPA	Project Classification	Project Type
06-12-0010	Local	Worth	112th	Oak Park Ave to Nashville Ave	C	Sidewalks	SRTS	200,000	0	34,665	234,665	Obligation	Modernization	Pedestrian
06-12-0010	Local	Worth	112th	Oak Park Ave to Nashville Ave	CE	Construction Engineering	SRTS	25,000	0	0	25,000	Obligation	Modernization	Pedestrian
06-12-0011	State	Burbank	79th St	At State Rd	C	Traffic Signal Modernization	HSIP	338,954	37,662	0	376,616	Obligation	Modernization	Highway
06-12-0011	State	Burbank	79th St	At State Rd	CE	Construction Engineering	HSIP	50,843	5,649	0	56,492	Obligation	Modernization	Highway
06-12-0014	Local	Palos Park	123rd St	122 place to 87th Ave	EI	Preliminary Engineering	STP-L	7,000	2,998	0	9,998	Obligation	Modernization	Highway
06-12-0015	Local	Justice	79th St	Garden Lane To Oak Grove Rd	EI	Preliminary Engineering	STP-L	28,000	12,000	0	40,000	Obligation	Maintenance	Highway
06-12-0016	Local	Bedford Park	Central Ave	67th St to 65th St	C	Resurfacing	STP-L	148,512	63,647	0	212,159	Obligation	Maintenance	Highway
06-12-0017	Local	Merrionette Park	Kedzie Avenue / 115th St	Troy Dr to Whipple St; 118th St to Meadow Ln	EII	Phase II Engineering	STP-L	6,999	2,999	0	9,998	Obligation	Modernization	Pedestrian
06-12-0024	Local	Alsip	Various	Various locations in Alsip	EI	Preliminary Engineering	SRTS	18,880	0	0	18,880	Obligation	Modernization	Mixed
06-12-0034	Local	Worth	Depot Ave	111th St to Oak Park Ave	C	Resurfacing	STP-L	129,517	55,508	0	185,025	Obligation	Maintenance	Highway
06-12-0034	Local	Worth	Depot Ave	111th St to Oak Park Ave	CE	Construction Engineering	STP-L	18,900	8,100	0	27,000	Obligation	Maintenance	Highway
06-12-0035	Local	Lemont	127th St	At Timberline Dr	C	Pedestrian path, lighting, landscaping	SRTS	400,000	0	274,393	674,393	Obligation	Modernization	Other
06-13-0001	Local	Alsip	Central Ave	115th St to 122nd St	C	Resurfacing	STP-L	182,216	78,092	0	260,308	Obligation	Maintenance	Highway
06-13-0001	Local	Alsip	Central Ave	115th St to 122nd St	CE	Construction Engineering	STP-L	31,500	13,500	0	45,000	Obligation	Maintenance	Highway



TIP ID	State or Local	Municipality	Location	Project Limits	Phase	Work	Fund Source	Federal Funds (by Phase)	Matching Funds (by Phase)	State/Local Funds (non-matching) (by Phase)	Total Project Funding (by Phase)	Obligation or MPA	Project Classification	Project Type
07-01-0004	Local	Chicago Heights	Various	Old Plank Trail Bike Path: Western Ave to Campbell Ave	EII	Phase II Engineering	CMAQ	59,026	14,757	0	73,783	Obligation	Modernization	Bicycle
07-06-0002	Local	Richton Park	IL 50 (Cicero Ave)	University Pkwy to Hickory Creek Dr	EI	Preliminary Engineering	CMAQ	60,000	15,000	22,381	97,381	Obligation	Modernization	Bicycle
07-06-0012	Local	Country Club Hills	Various	Country Club Hills	C	Resurfacing	HPP	287,835	71,959	41,206	401,000	Obligation	Maintenance	Highway
07-06-0026	State	Tinley Park	I-80	183rd St Exit & Entrance from Ridgeland Ave	EI	Preliminary Engineering	HPP	160,000	40,000	0	200,000	Obligation	Expansion	Highway
07-06-0055	Local	Lansing	Various	Pennsy Greenway - Lansing Greenway Bike Path	EII	Phase II Engineering	STP-E	16,000	4,000	0	20,000	Obligation	Modernization	Other
07-06-0058	Local	Glenwood	Thorn Creek Trail	183rd St and Cottage Grove Rd, 26th St and Euclid Ave	C	Bike Path	CMAQ	3,710,327	927,581	0	4,637,908	Obligation	Modernization	Bicycle
07-06-0058	Local	Glenwood	Thorn Creek Trail	183rd St and Cottage Grove Rd, 26th St and Euclid Ave	CE	Construction Engineering	CMAQ	364,000	91,000	0	455,000	Obligation	Modernization	Bicycle
07-08-0044	Local	Park Forest	Thorn Creek Dr	Thorn Creek	C	Bridge Replacement	BRR	487,772	121,943	0	609,715	Obligation	Maintenance	Highway
07-08-0045	State	Harvey	IL 83 (Sibley Blvd) 147th St	At Wallace Ave	C	Traffic Signal Installation, Signal Timing/Progression	HSIP	325,819	36,202	14,472	376,493	Obligation	Modernization	Highway
07-08-0045	State	Harvey	IL 83 (Sibley Blvd) 147th St	At Wallace Ave	CE	Construction Engineering	HSIP	102,498	11,389	3,639	117,526	Obligation	Modernization	Highway



TIP ID	State or Local	Municipality	Location	Project Limits	Phase	Work	Fund Source	Federal Funds (by Phase)	Matching Funds (by Phase)	State/Local Funds (non-matching) (by Phase)	Total Project Funding (by Phase)	Obligation or MPA	Project Classification	Project Type
07-09-0088	State	Calumet Park	127th St	Ashland Ave to Carpenter St	C	Resurfacing	HPP	450,500	0	79,496	529,996	Obligation	Maintenance	Highway
07-10-0001	Local	Tinley Park	183rd St	At Oak Park Ave	EI	Preliminary Engineering	CMAQ	80,000	20,000	0	100,000	MPA	Modernization	Highway
07-10-0029	Local	Homewood	183rd St	Riegel Rd to Halsted St	C	Resurfacing	STP-L	337,102	84,275	0	421,377	Obligation	Maintenance	Highway
07-10-0050	State	Homewood, Thornton	Ridge Rd, Margaret St	IL 1(Halsted St) to Schwab St	C	Resurfacing	HPP	981,550	0	173,213	1,154,763	Obligation	Maintenance	Highway
07-10-0055	State	Lynwood, Sauk Village	Torrence Ave	IL 83 (Glenwood-Dyer Rd) to Steger Rd	C	Resurfacing	HPP	879,750	0	155,247	1,034,997	Obligation	Maintenance	Highway
07-10-0058	State	Dixmoor	Thornton Rd	Wood St to IL 83 (Sibley Blvd)	C	Resurfacing	HPP	312,676	0	57,028	369,704	Obligation	Maintenance	Highway
07-11-0036	Local	Chicago Heights	Butler/Main St	East End Rd to 21st St	EI	Preliminary Engineering	STP-L	132,685	33,171	0	165,856	Obligation	Maintenance	Highway
07-11-0042	Local	Matteson	Central Ave	Vollmer Rd to Lincoln Hwy	EI	Preliminary Engineering	STP-L	80,000	20,000	0	100,000	Obligation	Modernization	Highway
07-11-0043	Local	Oak Forest	Ridgeland Rd	Victoria Dr to 151st St.	C	Resurfacing	STP-L	243,859	60,965	8,323	313,147	Obligation	Maintenance	Highway
07-11-0043	Local	Oak Forest	Ridgeland Rd	Victoria Dr to 151st St.	CE	Construction Engineering	STP-L	34,800	8,700	0	43,500	Obligation	Maintenance	Highway
07-11-0049	Local	South Holland	154th St	9th Ave to State St.	CE	Resurfacing	STP-L	16,000	4,000	0	20,000	Obligation	Maintenance	Highway
07-11-0049	Local	South Holland	154th St	9th Ave to State St.	C	Resurfacing	STP-L	174,405	43,601	0	218,006	Obligation	Maintenance	Highway



TIP ID	State or Local	Municipality	Location	Project Limits	Phase	Work	Fund Source	Federal Funds (by Phase)	Matching Funds (by Phase)	State/Local Funds (non-matching) (by Phase)	Total Project Funding (by Phase)	Obligation or MPA	Project Classification	Project Type
07-11-0050	Local	South Holland	Cottage Grove Ave	US 6 to 154th St	CE	Construction Engineering	STP-L	40,000	10,000	0	50,000	Obligation	Maintenance	Highway
07-11-0050	Local	South Holland	Cottage Grove Ave	US 6 to 154th St	C	Resurfacing	STP-L	473,718	118,429	0	592,147	Obligation	Maintenance	Highway
07-11-0051	Local	South Holland	Vincennes Rd	US 6 to Old Vincennes	CE	Construction Engineering	STP-L	20,800	5,200	0	26,000	Obligation	Maintenance	Highway
07-11-0051	Local	South Holland	Vincennes Rd	US 6 to Old Vincennes	C	Resurfacing	STP-L	138,782	34,696	0	173,478	Obligation	Maintenance	Highway
07-12-0001	State	Sauk Village	IL 394 (Bishop Ford Expy)	At Sauk Trail	ROW	Land Acquisition	CMAQ	108,000	27,000	0	135,000	Obligation	Modernization	Highway
07-12-0003	State	Calumet City	Burnham Ave	At River Oaks Dr	C	Traffic Signal Modernization, Channelization	HSIP	491,247	54,583	36,733	582,563	Obligation	Modernization	Highway
07-12-0013	Local	Posen	Walter Zimney Dr	147th St to Western Ave	C	Resurfacing	STP-L	209,465	89,771	0	299,236	Obligation	Maintenance	Highway
07-12-0013	Local	Posen	Walter Zimney Dr	147th St to Western Ave	CE	Construction Engineering	STP-L	23,800	10,200	0	34,000	Obligation	Maintenance	Highway
07-12-0017	Local	East Hazel Crest	Halsted St	I-80 Off Ramp to 175th St	EI	Preliminary Engineering	STP-L	68,844	29,505	0	98,349	Obligation	Modernization	Highway
07-12-0023	Local	University Park	Cicero Ave	At Corning Ave	EI	Preliminary Engineering	SRTS	50,000	0	0	50,000	Obligation	Modernization	Highway
07-12-0030	Local	Markham	Central Park Ave	163rd St to 159th St	C	Resurfacing	STP-L	131,292	32,823	0	164,115	Obligation	Maintenance	Highway
07-12-0030	Local	Markham	Central Park Ave	163rd St to 159th St	CE	Construction Engineering	STP-L	28,340	7,084	0	35,424	Obligation	Maintenance	Highway



TIP ID	State or Local	Municipality	Location	Project Limits	Phase	Work	Fund Source	Federal Funds (by Phase)	Matching Funds (by Phase)	State/Local Funds (non-matching) (by Phase)	Total Project Funding (by Phase)	Obligation or MPA	Project Classification	Project Type
07-12-0032	Local	Olympia Fields	207th St / Scott Dr	Governor's Highway to Olympian Way	EI	Preliminary Engineering	TCSP	38,898	9,725	0	48,623	Obligation	Expansion	Mixed
07-12-0032	Local	Olympia Fields	207th St / Scott Dr	Governor's Highway to Olympian Way	C	Sidewalks	TCSP	368,600	159,645	0	528,245	Obligation	Expansion	Mixed
07-12-0032	Local	Olympia Fields	207th St / Scott Dr	Governor's Highway to Olympian Way	CE	Construction Engineering	TCSP	36,000	9,000	0	45,000	Obligation	Expansion	Mixed
07-12-0033	State	Tinley Park, Country Club Hills, Hazel Crest	I-80	0.6 Miles East of 80th Ave to I-294 (Tri-State Tollway)	C	Crack & Joint Sealing	HRA	360,825	0	0	360,825	Obligation	Maintenance	Other
07-12-0033	State	Tinley Park, Country Club Hills, Hazel Crest	I-80	0.6 Miles East of 80th Ave to I-294 (Tri-State Tollway)	C	Routing and sealing of longitudinal cracks	HRA	595,412	0	0	595,412	Obligation	Maintenance	Other
07-13-0003	Local	Calumet City	State St	Burnham Ave to Lincoln Ave	C	Resurfacing	STP-L	158,473	39,618	0	198,091	Obligation	Maintenance	Highway
07-13-0005	Local	South Chicago Hts.	Jackson Ave	Sauk Trail to 26th St.	C	Resurfacing	STP-L	211,407	52,851	0	264,258	Obligation	Maintenance	Highway
07-13-0006	Local	Glenwood	Halsted St	At 187th St.	EI	Preliminary Engineering	STP-L	100,000	25,000	0	125,000	Obligation	Expansion	Mixed
07-13-0011	State	Chicago, Calumet City, Dolton, South Holland	I-94 (Bishop Ford Expwy)	130th St to US 6 (159th St)	C	Crack & Joint Sealing	HRA	177,133	0	0	177,133	Obligation	Maintenance	Other
07-13-0012	State	Richton Park, Matteson, Country Club Hills	I-57	Will Co Line to 0.1 Miles North of 175th St	C	Crack & Joint Sealing	HRA	302,442	0	0	302,442	Obligation	Maintenance	Other



TIP ID	State or Local	Municipality	Location	Project Limits	Phase	Work	Fund Source	Federal Funds (by Phase)	Matching Funds (by Phase)	State/Local Funds (non-matching) (by Phase)	Total Project Funding (by Phase)	Obligation or MPA	Project Classification	Project Type
07-13-0013	Local	Robbins	Claire Blvd	139th to Kedzie	CE	Construction Engineering	STP-L	28,800	7,200	0	36,000	Obligation	Maintenance	Highway
07-13-0013	Local	Robbins	Claire Blvd	139th to Kedzie	C	Resurfacing	STP-L	261,600	65,400	0	327,000	Obligation	Maintenance	Highway
07-13-0014	Local	N/A	Klemme Rd	Over Plum Creek	EI	Preliminary Engineering	BRR	58,712	14,677	0	73,389	Obligation	Modernization	Highway
07-13-0018	Local	Tinley Park	80th Ave	191st St to South Village limits	CE	Construction Engineering	STP-L	20,800	5,200	0	26,000	Obligation	Maintenance	Highway
07-13-0018	Local	Tinley Park	80th Ave	191st St to South Village limits	C	Resurfacing	STP-L	209,600	68,596	0	278,196	Obligation	Maintenance	Highway
08-00-0033	Local	West Chicago	Geneva Spur	Great Western Trail and Illinois Prairie Path	C	Bike Path	STP-L	453,392	151,131	0	604,523	Obligation	Modernization	Bicycle
08-00-0054	Local	Naperville	95th	Plainfield-Naperville Rd to Boughton Rd	C	Reconstruction	STP-L	6,646,881	2,848,663	4,123,254	13,618,798	Obligation	Expansion	Highway
08-00-0054	Local	Naperville	95th	Plainfield-Naperville Rd to Boughton Rd	CE	Construction Engineering	STP-C	1,000,000	250,000	0	1,250,000	Obligation	Expansion	Highway
08-00-0060	State	Aurora, Naperville	IL 59	Ferry Rd to Aurora Ave/New York Ave	CE	Construction Engineering	NHPP	2,775,490	693,873	26,986	3,496,349	Obligation	Expansion	Highway
08-00-0060	State	Aurora, Naperville	IL 59	North of Diehl Rd to North Aurora Rd	C	Additional Lanes	HPP	556,522	139,131	0	695,653	Obligation	Expansion	Highway
08-00-0060	State	Aurora, Naperville	IL 59	North of Diehl Rd to North Aurora Rd	CE	Construction Engineering	HPP	78,348	19,586	0	97,934	Obligation	Expansion	Highway
08-00-0060	State	Aurora, Naperville	IL 59	North of Diehl Rd to North Aurora Rd	C	Additional Lanes, Retaining Wall, Landscaping	NHPP	18,503,265	4,577,156	604,500	23,684,921	Obligation	Expansion	Highway
08-00-0060	State	Aurora, Naperville	IL 59	North Aurora Rd to New York St/Aurora Ave	C	Additional Lanes, Landscaping, Retaining Wall	NHPP	25,450,942	6,362,735	2,804,446	34,618,122	Obligation	Expansion	Highway
08-04-0007	Local	Lisle	Maple Ave	Over East Branch DuPage River	C	Bridge Replacement	BRR	41,944	10,486	0	52,430	Obligation	Maintenance	Highway
08-06-0049	Local	Wood Dale	Wood Dale Rd	At Irving Park Rd	EII	Phase II Engineering	HPP	809,797	202,450	0	1,012,247	Obligation	Expansion	Highway
08-06-0056	Local	N/A	Greenway Trail	Great Western Wall to North Ave	C	New Recreational Trail	HPP	241,218	60,305	164,788	466,310	Obligation	Modernization	Bicycle



TIP ID	State or Local	Municipality	Location	Project Limits	Phase	Work	Fund Source	Federal Funds (by Phase)	Matching Funds (by Phase)	State/Local Funds (non-matching) (by Phase)	Total Project Funding (by Phase)	Obligation or MPA	Project Classification	Project Type
08-07-008	Local	Bensenville	Green St	Center St to E of County Line Rd	C	Resurfacing	STP-L	561,526	240,654	2,094,875	2,897,055	Obligation	Maintenance	Highway
08-08-0034	State	Itasca	Maple St	Over Spring Brook Creek	C	Bridge Replacement	BRR	891,278	222,820	51,508	1,165,606	Obligation	Maintenance	Highway
08-08-0034	State	Itasca	Maple St	Over Spring Brook Creek	CE	Construction Engineering	BRR	94,716	23,679	0	118,395	Obligation	Maintenance	Highway
08-09-0011	Local	Elmhurst	IL 56	At Commonwealth Ln	C	Intersection Improvement	CMAQ	140,808	35,202	32,323	208,333	Obligation	Modernization	Highway
08-09-0011	Local	Elmhurst	IL 56	At Commonwealth Ln	CE	Construction Engineering	CMAQ	160,372	40,093	0	200,465	Obligation	Modernization	Highway
08-09-0011	Local	Elmhurst	IL 56	At Commonwealth Ln	C	Intersection Improvement	STP-L	958,440	410,760	197,158	1,566,358	Obligation	Modernization	Highway
08-09-0012	Local	Carol Stream	West Branch DuPage River Trail	West Branch DuPage River Trail, Fair Oaks Rd Trail, Great Western Trail to Army Trail Rd	EII	Phase II Engineering	STP-E	27,777	309	0	28,086	MPA	Modernization	Mixed
08-09-0016	Local	N/A	Various	Adams St to Plainfield Rd	EII	Phase II Engineering	CMAQ	382,240	95,560	171,895	649,695	Obligation	Expansion	Highway
08-09-0016	Local	N/A	Various	Adams St to Plainfield Rd	CE	Construction Engineering	CMAQ	853,950	213,488	0	1,067,438	Obligation	Expansion	Highway
08-09-0016	Local	N/A	Various	Adams St to Plainfield Rd	C	Reconstruction	CMAQ	8,706,050	2,176,513	72,549	10,955,112	Obligation	Expansion	Highway
08-09-0016	Local	N/A	Various	Adams St to Plainfield Rd	C	Reconstruction	STP-L	1,158,370	289,593	320,527	1,768,490	Obligation	Expansion	Highway
08-09-0053	Local	Addison Twp	Fullerton Ave	Salt Creek 0.5 Mi W of IL 83	C	Bridge Replacement	BRR	1,263,701	315,925	0	1,579,626	Obligation	Maintenance	Highway
08-09-0053	Local	Addison Twp	Fullerton Ave	Salt Creek 0.5 Mi W of IL 83	CE	Construction Engineering	BRR	200,224	50,056	0	250,280	Obligation	Maintenance	Highway



TIP ID	State or Local	Municipality	Location	Project Limits	Phase	Work	Fund Source	Federal Funds (by Phase)	Matching Funds (by Phase)	State/Local Funds (non-matching) (by Phase)	Total Project Funding (by Phase)	Obligation or MPA	Project Classification	Project Type
08-09-0082	Local	Warrenville	Williams Rd	West Branch DuPage River 0.1 Mi North of Batavia Rd	ROW	Land Acquisition	BRR	27,200	6,800	0	34,000	Obligation	Modernization	Highway
08-10-0017	Local	Warrenville	Continental Dr	Johnson Elementary to Kiwanis Park	C	Bike Path	STP-L	180,584	60,195	0	240,779	Obligation	Modernization	Mixed
08-10-0020	Local	Downers Grove	Main St	At Grant St	C	Traffic Signal Modernization	STP-L	165,913	71,105	0	237,018	Obligation	Modernization	Highway
08-10-0030	Local	Winfield	Winfield Rd	Spring Brook	C	Bridge Replacement	BRR	303,596	75,899	68,553	448,048	Obligation	Maintenance	Highway
08-10-0030	Local	Winfield	Winfield Rd	Spring Brook	CE	Construction Engineering	BRR	28,000	7,000	0	35,000	Obligation	Maintenance	Highway
08-11-0007	State	Elmhurst	IL 83	Dead End to Babcock Ave (E Frontage Rd)	C	Resurfacing	HPP	161,250	0	103,088	264,338	Obligation	Maintenance	Highway
08-11-0019	Local	Naperville	Rickert Dr	Ogden Ave to 75th St	C	Resurfacing	STP-L	492,654	492,654	0	985,308	Obligation	Maintenance	Highway
08-11-0021	Local	Warrenville	Batavia Rd	IL 56 to Warrenville Rd	C	Resurfacing	STP-L	434,371	186,159	0	620,530	Obligation	Maintenance	Mixed
08-11-0030	Local	Burr Ridge	Madison St	79th St to 91st St	C	Resurfacing	STP-L	335,370	143,730	45,893	524,993	Obligation	Maintenance	Highway
08-11-0031	Local	Lisle	Ogden (US 34)	Yackley Ave to Schwartz Ave	C	Sidewalks	STP-L	108,000	36,000	6,346	150,346	Obligation	Modernization	Mixed
08-11-0043	State	Burr Ridge	County Line Rd	Over I-55	C	Bridge replacement	NHPP	5,760,357	640,041	0	6,400,398	Obligation	Maintenance	Highway
08-11-0043	State	Burr Ridge	County Line Rd	Over I-55	CE	Construction Engineering	NHPP	576,035	64,005	0	640,040	Obligation	Maintenance	Highway
08-11-0043	State	Burr Ridge	County Line Rd	Over I-55	CE	Construction Engineering	STP-E	80,587	20,147	0	100,734	Obligation	Maintenance	Highway
08-11-0043	State	Burr Ridge	County Line Rd	Over I-55	C	Bridge replacement	STP-E	805,874	201,467	4,500	1,011,841	Obligation	Maintenance	Highway
08-11-0047	State	Lombard	IL 64 (North Ave)	At I-355 (NB & SB Ramps) and At Swift Rd	C	Traffic Signal Modernization, Signal Timing/Progression	HSIP	813,183	90,354	13,712	917,249	Obligation	Modernization	Highway
08-11-0047	State	Lombard	IL 64 (North Ave)	At I-355 (NB & SB Ramps) and At Swift Rd	CE	Construction Engineering	HSIP	247,657	27,518	1,782	276,957	Obligation	Modernization	Highway



TIP ID	State or Local	Municipality	Location	Project Limits	Phase	Work	Fund Source	Federal Funds (by Phase)	Matching Funds (by Phase)	State/Local Funds (non-matching) (by Phase)	Total Project Funding (by Phase)	Obligation or MPA	Project Classification	Project Type
08-12-0005	Local	Bloomington, Glendale Heights, Carol Stream	Schmale Rd	Fullerton Ave to Bloomington Ct	C	Signal Timing/Progression	CMAQ	285,048	71,262	0	356,310	Obligation	Modernization	Highway
08-12-0005	Local	Bloomington, Glendale Heights, Carol Stream	Schmale Rd	Fullerton Ave to Bloomington Ct	CE	Construction Engineering	CMAQ	60,000	15,000	0	75,000	Obligation	Modernization	Highway
08-12-0006	Local	West Chicago	Fabyan Parkway	At IL 38	EII	Phase II Engineering	CMAQ	447,000	111,751	0	558,751	Obligation	Modernization	Highway
08-12-0009	Local	Wheaton	Wheaton	City of Wheaton	C	Purchase of Bicycle racks	CMAQ	36,000	9,000	0	45,000	Obligation	Modernization	Mixed
08-12-0017	Local	Roselle	Gary Ave	At Travis Pkwy	C	Safety Improvements	HSIP	298,874	33,208	0	332,082	Obligation	Modernization	Mixed
08-12-0018	Local	N/A	Various	Various locations in DuPage County	C	Safety Improvements	HSIP	380,575	42,286	0	422,861	Obligation	Modernization	Highway
08-12-0024	Local	Downers Grove	Main St	55th St to Maple Ave	C	Resurfacing	STP-L	122,133	52,343	0	174,476	Obligation	Maintenance	Mixed
08-12-0029	Local	Winfield	Manchester Rd	Winfield Rd to County Line Rd	C	Resurfacing	STP-L	424,764	182,042	0	606,806	Obligation	Maintenance	Highway
08-12-0031	Local	Addison	Swift Rd	Collins Ave to Army Trail Rd	C	Resurfacing	STP-L	803,793	344,482	0	1,148,275	Obligation	Modernization	Pedestrian
08-12-0046	Local	Winfield	Park St	Washington Ave to Beecher St	EI	Preliminary Engineering	SRTS	12,130	0	21	12,151	Obligation	Maintenance	Pedestrian
08-12-0047	Local	Glendale Heights	Various	Various locations In Glendale Heights	C	Safety Improvements	SRTS	32,290	1,891	0	34,181	Obligation	Modernization	Highway
08-12-0048	State	West Chicago	Neltnor Blvd	At Main St & At Washington St	C	Traffic Signal Modernization	HISP	491,310	54,590	19,958	565,858	Obligation	Modernization	Highway
08-12-0049	State	Downers Grove	IL 56	At I-355	C	Traffic Signal Modernization	HSIP	548,855	60,984	4,679	614,518	Obligation	Modernization	Highway



TIP ID	State or Local	Municipality	Location	Project Limits	Phase	Work	Fund Source	Federal Funds (by Phase)	Matching Funds (by Phase)	State/Local Funds (non-matching) (by Phase)	Total Project Funding (by Phase)	Obligation or MPA	Project Classification	Project Type
08-12-0049	State	Downers Grove	IL 56	At I-355	CE	Construction Engineering	HSIP	82,328	9,530	0	91,858	Obligation	Modernization	Highway
08-12-0051	Local	Warrenville	Warrenville Rd	West Branch DuPage River	EI	Preliminary Engineering	BRR	201,960	0	0	201,960	Obligation	Modernization	Mixed
08-12-0054	Local	Naperville	Various	Various locations In Naperville	C	Sidewalks	SRTS	250,000	17,463	0	267,463	Obligation	Modernization	Other
08-12-0057	Local	Winfield	Various	Various locations In Winfield	IMP	Walking School Bus program	SRTS	4,300	0	0	4,300	Obligation	Modernization	Other
08-12-0058	Local	Elmhurst	Various	Elmhurst	EI	Preliminary Engineering	SRTS	81,318	0	0	81,318	Obligation	Maintenance	Highway
08-13-0008	Local	Elmhurst	St Charles Rd	IL 83 to Spring Rd	C	Resurfacing	STP-L	318,503	136,501	24,964	479,969	Obligation	Expansion	Highway
09-00-0035	Local	N/A	Anderson Rd	Over UP West line, Keslinger Rd to IL 38	C	New roadway and grade separation	STP-E	99,860	24,965	0	124,825	Obligation	Expansion	Mixed
09-00-0035	Local	N/A	Anderson Rd	Over UP West line, Keslinger Rd to IL 38	C	New roadway and grade separation	HPP	5,378,724	1,344,681	7,563,420	14,286,825	Obligation	Expansion	Mixed
09-00-0035	Local	N/A	Anderson Rd	Over UP West line, Keslinger Rd to IL 38	CE	Construction Engineering	HPP	1,273,744	318,436	0	1,592,180	Obligation	Expansion	Mixed
09-02-0001	State	Oswego	IL 71	Orchard Rd to US 34	C	Reconstruction, Additional Lanes	STP-U	17,234,263	4,247,760	262,296	21,744,319	Obligation	Expansion	Highway
09-02-0001	State	Oswego	IL 71	Orchard Rd to US 34	CE	Construction Engineering	STP-U	2,585,139	646,285	30,223	3,261,647	Obligation	Expansion	Highway
09-06-0044	State	N/A	IL 47	Virgil Ditch #2	C	Bridge Replacement	STP-U	1,322,979	330,745	0	1,653,723	Obligation	Modernization	Highway
09-06-0044	State	N/A	IL 47	Virgil Ditch #2	CE	Construction Engineering	STP-U	132,298	33,074	0	165,372	Obligation	Modernization	Highway
09-08-0002	Local	N/A	Kirk Rd	At Douglas Rd	ROW	Land Acquisition	CMAQ	160,000	40,000	33,262	233,262	Obligation	Modernization	Highway
09-08-0003	Local	N/A	Main St	At Nelson Lake Rd	EII	Phase II Engineering	CMAQ	54,448	13,610	0	68,058	Obligation	Modernization	Highway



TIP ID	State or Local	Municipality	Location	Project Limits	Phase	Work	Fund Source	Federal Funds (by Phase)	Matching Funds (by Phase)	State/Local Funds (non-matching) (by Phase)	Total Project Funding (by Phase)	Obligation or MPA	Project Classification	Project Type
09-08-0028	Local	Batavia	Various	Various locations In Batavia	EII	Phase II Engineering	SRTS	44,140	0	0	44,140	Obligation	Modernization	Pedestrian
09-08-0032	Local	Elgin	Randall Rd	At Big Timber Rd	C	Safety Improvements	HSIP	725,400	80,600	11,728	817,728	Obligation	Modernization	Highway
09-08-0036	Local	N/A	French Rd	Over Burlington Creek	EII	Phase II Engineering	BRR	129,618	32,404	0	162,022	Obligation	Modernization	Highway
09-08-0046	Local	N/A	Dauberman Rd	Welch Creek N of US 30	EII	Phase II Engineering	BRR	76,182	19,046	0	95,228	Obligation	Maintenance	Highway
09-09-0006	Local	Elgin	Various	Elgin Bikeway (NE Quadrant)	EII	Phase II Engineering	CMAQ	67,955	16,989	0	84,944	Obligation	Modernization	Bicycle
09-09-0010	Local	N/A	Huntley Rd	At Galligan Rd	ROW	Land Acquisition	CMAQ	248,000	62,000	0	310,000	Obligation	Modernization	Highway
09-09-0017	Local	N/A	County Line Rd	Over Union Ditch #3	EII	Phase II Engineering	BRR	170,218	42,555	0	212,773	Obligation	Maintenance	Highway
09-09-0048	Local	Campton Hills	McDonald Rd	Kendall Rd to E. village limits	C	Resurfacing	STP-L	138,058	46,019	0	184,077	Obligation	Maintenance	Highway
09-09-0048	Local	Campton Hills	McDonald Rd	Kendall Rd to E. village limits	CE	Construction Engineering	STP-L	25,449	8,483	0	33,932	Obligation	Maintenance	Highway
09-09-0073	Local	N/A	Kirk Rd	Over UP RR	EI	Preliminary Engineering	BRR	671,174	167,794	0	838,968	Obligation	Maintenance	Highway
09-10-0002	Local	Sleepy Hollow	Sleepy Hollow Rd	Sleepy Hollow Road - Bike Path	EII	Phase II Engineering	CMAQ	9,600	2,400	0	12,000	Obligation	Modernization	Mixed
09-10-0003	Local	Batavia	Fabyan Parkway	IL 25 to Nagel Blvd	C	Reconstruction	CMAQ	886,086	221,521	0	1,107,607	Obligation	Modernization	Highway
09-10-0013	State	Plano	US 34	West of Big Rock Creek to West of Eldamain Rd	ROW	Land Acquisition	NCP	45,600	11,400	0	57,000	Obligation	Expansion	Highway
09-10-0021	Local	Park Ridge	Various	Park Ridge Uptown Streetscape	C	Streetscaping/Beautification	STP-E	817,574	204,394	383,960	1,405,928	Obligation	Modernization	Other
09-10-0021	Local	Park Ridge	Various	Park Ridge Uptown Streetscape	CE	Construction Engineering	STP-E	23,806	5,952	0	29,758	Obligation	Modernization	Other
09-11-0006	Local	Batavia	Wilson St	IL 31 to Island/Shumway	C	Traffic Signal Modernization	STP-E	1,445,430	361,358	1,921,861	3,728,649	Obligation	Modernization	Mixed



TIP ID	State or Local	Municipality	Location	Project Limits	Phase	Work	Fund Source	Federal Funds (by Phase)	Matching Funds (by Phase)	State/Local Funds (non-matching) (by Phase)	Total Project Funding (by Phase)	Obligation or MPA	Project Classification	Project Type
09-11-0006	Local	Batavia	Wilson St	IL 31 to Island/Shumway	CE	Construction Engineering	STP-E	54,570	23,387	132,463	210,420	Obligation	Modernization	Mixed
09-11-0023	Local	Montgomery	Douglas Ave	Montgomery Rd to Melrose Ave	C	Resurfacing	STP-L	194,112	64,704	0	258,816	Obligation	Maintenance	Highway
09-11-0023	Local	Montgomery	Douglas Ave	Montgomery Rd to Melrose Ave	CE	Construction Engineering	STP-L	36,525	12,175	0	48,700	Obligation	Maintenance	Highway
09-11-0028	Local	Geneva	Western Ave	Fabyan Pkwy to South St	C	Resurfacing	STP-L	353,730	117,910	0	471,640	Obligation	Maintenance	Highway
09-11-0031	Local	Oswego	Minkler Rd	IL 71 to Hunt Club Dr	C	Resurfacing	STP-L	186,874	46,719	0	233,593	Obligation	Maintenance	Highway
09-11-0031	Local	Oswego	Minkler Rd	IL 71 to Hunt Club Dr	CE	Construction Engineering	STP-L	24,000	6,000	0	30,000	Obligation	Maintenance	Highway
09-12-0002	Local	Aurora	Hill Ave	Montgomery Rd to Ohio St.	C	Traffic Signal Modernization	CMAQ	501,652	125,413	134,803	761,868	Obligation	Modernization	Highway
09-12-0004	Local	Aurora	Eola Rd	Wolf's Crossing Rd to E New York St	C	Signal Timing/Progression	CMAQ	1,081,633	270,408	0	1,352,041	Obligation	Modernization	Highway
09-12-0004	Local	Aurora	Eola Rd	Wolf's Crossing Rd to E New York St	CE	Construction Engineering	CMAQ	79,504	19,876	0	99,380	Obligation	Modernization	Highway
09-12-0005	Local	Batavia	IL 31 and IL 25	8 unsignalized intersections	EII	Phase II Engineering	CMAQ	55,673	13,918	0	69,591	Obligation	Modernization	Pedestrian
09-12-0006	Local	N/A	Fabyan Pkwy	At Kaneville Rd	EI	Preliminary Engineering	CMAQ	83,712	20,926	0	104,638	Obligation	Modernization	Highway
09-12-0007	State	Pingree Grove	US 20	At IL 47/72 (South Junction)	ROW	Land Acquisition	CMAQ	157,600	39,400	0	197,000	Obligation	Modernization	Highway
09-12-0012	Local	Aurora	McCoy Dr, Commons Dr	Gregory St to IL 59, Ogden Ave to New York St	C	Traffic Signal Modernization	CMAQ	638,614	159,653	0	798,267	Obligation	Modernization	Highway



TIP ID	State or Local	Municipality	Location	Project Limits	Phase	Work	Fund Source	Federal Funds (by Phase)	Matching Funds (by Phase)	State/Local Funds (non-matching) (by Phase)	Total Project Funding (by Phase)	Obligation or MPA	Project Classification	Project Type
09-12-0012	Local	Aurora	McCoy Dr, Commons Dr	Gregory St to IL 59, Ogden Ave to New York St	CE	Construction Engineering	CMAQ	77,400	19,350	0	96,750	Obligation	Modernization	Highway
09-12-0014	Local	Elgin	Stearns Rd	Randall Rd to Dunham Rd.	EII	Phase II Engineering	CMAQ	130,267	32,567	0	162,834	Obligation	Modernization	Highway
09-12-0017	Local	North Aurora	Various	Schneider Elementary School	EII	Phase II Engineering	SRTS	21,799	0	0	21,799	Obligation	Modernization	Mixed
09-12-0018	Local	Sugar Grove	IL 47	At Waubensee Dr / Old Oaks Rd	EII	Phase II Engineering	HSIP	171,445	19,049	0	190,494	Obligation	Modernization	Highway
09-12-0018	Local	Sugar Grove	IL 47	At Waubensee Dr/Old Oaks Rd	C	Intersection Improvement	HSIP	945,000	105,000	157,389	1,207,389	Obligation	Modernization	Highway
09-12-0018	Local	Sugar Grove	IL 47	At Waubensee Dr/Old Oaks Rd	CE	Construction Engineering	HSIP	83,555	9,284	0	92,839	Obligation	Modernization	Highway
09-12-0023	Local	South Elgin	Various	South Elgin	EI	Preliminary Engineering	SRTS	14,000	0	0	14,000	Obligation	Modernization	Other
09-12-0023	Local	South Elgin	Various	South Elgin	EI	Preliminary Engineering	SRTS	11,850	0	0	11,850	Obligation	Modernization	Other
09-12-0026	Local	Plano	Various	Various locations in Plano	EI	Preliminary Engineering	SRTS	58,698	0	0	58,698	Obligation	Modernization	Other
09-12-0032	Local	Campton Hills	McDonald Rd	Kendall Rd to E. village limits	CE	Construction Engineering	STP-L	25,449	8,483	0	33,932	Obligation	Maintenance	Highway
09-12-0032	Local	Campton Hills	McDonald Rd	Kendall Rd to E. village limits	C	Resurfacing	STP-L	138,058	46,019	0	184,077	Obligation	Maintenance	Highway
09-13-0001	Local	Newark	Various	Various locations In Newark	EI	Preliminary Engineering	SRTS	29,056	0	0	29,056	Obligation	Expansion	Pedestrian
09-13-0002	Local	N/A	Various	Various locations in Kane County	EII	Phase II Engineering	HSIP	224,997	24,999	0	249,996	Obligation	Modernization	Highway



TIP ID	State or Local	Municipality	Location	Project Limits	Phase	Work	Fund Source	Federal Funds (by Phase)	Matching Funds (by Phase)	State/Local Funds (non-matching) (by Phase)	Total Project Funding (by Phase)	Obligation or MPA	Project Classification	Project Type
09-94-0009	State	Montgomery	US 30	West of IL 31 to East of BNSF RR	C	Additional Lanes, Bridge Rehabilitation, Traffic Signal Modernization, Lighting, Retaining Wall, Interchange	NHS	16,933,577	4,233,394	8,353	21,175,325	Obligation	Expansion	Highway
09-94-0009	State	Montgomery	IL 31	At Watkins St	C	Intersection Reconstruction and Traffic Signal Installation.	STP-U	1,896,762	487,788	0	2,384,550	Obligation	Expansion	Highway
09-94-0087	Local	Aurora	New York St	West of Welsh Dr to Asbury Dr	CE	Construction Engineering	HPP	549,100	137,275	0	686,375	Obligation	Modernization	Mixed
09-94-0087	Local	Aurora	New York St	West of Welsh Dr to Asbury Dr	C	Widening, reconstruction, traffic signals and lighting	STP-L	2,881,000	720,250	0	3,601,250	Obligation	Modernization	Mixed
09-94-0087	Local	Aurora	New York St	West of Welsh Dr to Asbury Dr	C	Widening, reconstruction, traffic signals and lighting	HPP	1,227,211	306,803	1,644,736	3,178,750	Obligation	Modernization	Mixed
09-95-0014	Local	Carpentersville	Tulsa Ave	Lake Marion-Kings Rd	C	Resurfacing	STP-L	381,524	127,175	0	508,699	Obligation	Maintenance	Mixed
09-95-0014	Local	Carpentersville	Tulsa Ave	Lake Marion-Kings Rd	CE	Construction Engineering	STP-L	38,067	12,699	0	50,766	Obligation	Maintenance	Mixed
09-95-0014	Local	Carpentersville	Maple Ave	Washington St to Besinger Dr	C	Pedestrian path, sidewalks	STP-E	300,727	75,182	0	375,909	Obligation	Maintenance	Mixed
09-95-0014	Local	Carpentersville	Maple Ave	Washington St to Besinger Dr	C	Reconstruction	STP-L	3,536,345	1,178,781	2,127,385	6,842,511	Obligation	Maintenance	Mixed
09-95-0014	Local	Carpentersville	Maple Ave	Washington St to Besinger Dr	CE	Construction Engineering	STP-L	442,125	147,375	0	589,500	Obligation	Maintenance	Mixed
09-96-0018	Local	N/A	Stearns Rd	Dunham Rd to Brewster Rd	C	New Bridge	HPP	1,618,460	404,615	0	2,023,075	Obligation	Expansion	Highway
09-96-0018	Local	N/A	Stearns Rd	Dunham Rd to Brewster Rd	C	New Bridge	STP-R	8,091,940	2,022,985	2,146,170	12,261,095	Obligation	Expansion	Highway
10-00-0113	Local	N/A	Cedar Lake Road	At Monaville Road	C	Channelization	CMAQ	1,227,704	306,925	38	1,534,667	Obligation	Modernization	Highway



TIP ID	State or Local	Municipality	Location	Project Limits	Phase	Work	Fund Source	Federal Funds (by Phase)	Matching Funds (by Phase)	State/Local Funds (non-matching) (by Phase)	Total Project Funding (by Phase)	Obligation or MPA	Project Classification	Project Type
10-00-0113	Local	N/A	Cedar Lake Road	At Monaville Road	CE	Construction Engineering	CMAQ	148,392	37,098	0	185,490	Obligation	Modernization	Highway
10-00-0129	Local	Barrington	Hart Rd	US 14	EII	Phase II Engineering	CMAQ	742,083	185,000	0	927,083	Obligation	Modernization	Highway
10-03-0013	Local	Round Lake	Washington St	Cedar Lake Rd to Hainesville Rd	C	Sidewalks	STP-E	723,657	180,914	0	904,571	Obligation	Modernization	Mixed
10-03-0013	Local	Round Lake	Washington St	Cedar Lake Rd to Hainesville Rd	CE	Construction Engineering	STP-E	96,559	24,140	0	120,699	Obligation	Modernization	Mixed
10-03-0013	Local	Round Lake	Washington St	Cedar Lake Rd to Hainesville Rd	C	Widening and Resurfacing	STP-L	3,037,661	1,301,855	649,086	4,988,603	Obligation	Modernization	Mixed
10-03-0013	Local	Round Lake	Washington St	Cedar Lake Rd to Hainesville Rd	CE	Construction Engineering	STP-L	420,440	180,189	0	600,629	Obligation	Modernization	Mixed
10-04-0001	Local	Zion	Wadsworth Ave	At IL 131 (Green Bay Rd)	C	Intersection Improvement	STP-C	4,048,255	1,012,064	2,412,327	7,472,646	Obligation	Modernization	Highway
10-04-0001	Local	Zion	Wadsworth Ave	At IL 131 (Green Bay Rd)	CE	Construction Engineering	STP-C	731,344	182,836	232,849	1,147,029	Obligation	Modernization	Highway
10-09-0021	State	Antioch	IL 173	At Tiffany Rd	ROW	Land Acquisition	HSIP	196,877	21,875	2,841	221,593	Obligation	Modernization	Highway
10-09-0021	State	Antioch	IL 173	At Tiffany Rd	C	Intersection Reconstruction	HSIP	1,108,842	123,205	29,668	1,261,715	Obligation	Modernization	Highway
10-09-0021	State	Antioch	IL 173	At Tiffany Rd	CE	Construction Engineering	HSIP	166,326	18,481	4,056	188,863	Obligation	Modernization	Highway
10-09-0036	State	Park City	IL 43 (Waukegan Rd)	Over US 41	C	Bridge Deck Replacement	STP-U	1,108,010	282,804	0	1,390,814	Obligation	Modernization	Highway
10-09-0036	State	Park City	IL 43 (Waukegan Rd)	Over US 41	CE	Construction Engineering	STP-U	110,801	27,700	0	138,501	Obligation	Modernization	Highway
10-09-0037	Local	Lake Bluff	US 41, Skokie Hwy	At IL 176 (Scranton Ave)	EI	Preliminary Engineering	HPP	209,415	0	67,807	277,222	Obligation	Modernization	Highway
10-09-0109	State	Gurnee	IL 120 (Belvidere Rd)	At River Rd & Almond Rd	C	Channelization	HSIP	266,733	29,637	0	296,370	MPA	Modernization	Highway



TIP ID	State or Local	Municipality	Location	Project Limits	Phase	Work	Fund Source	Federal Funds (by Phase)	Matching Funds (by Phase)	State/Local Funds (non-matching) (by Phase)	Total Project Funding (by Phase)	Obligation or MPA	Project Classification	Project Type
10-09-0111	State	Volo	US 12, IL 59, Rand Rd	At Fox Lake Rd	CE	Construction Engineering	HSIP	54,913	6,101	0	61,014	Obligation	Modernization	Highway
10-09-0111	State	Volo	US 12, IL 59, Rand Rd	At Fox Lake Rd	C	Horizontal Realignment, Right Turn Lane	HSIP	549,127	61,014	0	610,141	Obligation	Modernization	Highway
10-10-0002	Local	Grayslake	Washington St	Atkinson Rd to Lancer Ln	EII	Phase II Engineering	CMAQ	133,261	33,316	0	166,577	Obligation	Modernization	Mixed
10-11-0014	Local	N/A	Gilmer Rd	1.2 Miles North Of IL 176/Extension of The Fort Hill Bike Trail (Lake County Forest Preserve)	CE	Construction Engineering	STP-E	51,164	12,791	0	63,955	MPA	Modernization	Bicycle
10-11-0057	State	Lake Zurich	US 12 (Rand Rd)	At Old McHenry Rd	CE	Traffic Signal Modernization, Left Turn Lanes	HSIP	94,917	10,682	0	105,599	Obligation	Modernization	Highway
10-11-0057	State	Lake Zurich	US 12 (Rand Rd)	At Old McHenry Rd	C	Traffic Signal Modernization, Left Turn Lanes	HSIP	850,492	94,519	0	945,011	Obligation	Modernization	Highway
10-11-0064	Local	Lake Zurich	Various	Village-wide At Lake Zurich	EI	Preliminary Engineering	SRTS	25,000	0	0	25,000	Obligation	Modernization	Mixed
10-12-0003	Local	Lincolnshire	Aptakisic Rd	Brandywyn Ln to Parkway Dr	C	Traffic Signal Modernization	CMAQ	1,423,720	355,930	0	1,779,650	Obligation	Modernization	Highway
10-12-0013	Local	Bannockburn	Duffy Ln	West Corp Limits to Wilmot Rd	C	Resurfacing	STP-L	279,225	119,668	0	398,893	Obligation	Maintenance	Highway
10-12-0013	Local	Bannockburn	Duffy Ln	West Corp Limits to Wilmot Rd	CE	Construction Engineering	STP-L	35,832	15,357	0	51,189	Obligation	Maintenance	Highway
10-12-0021	Local	Lindenhurst	Grass Lake Rd	Millennium Trail	C	Pedestrian underpass	SRTS	185,000	0	0	185,000	Obligation	Expansion	Bicycle
10-12-0021	Local	Lindenhurst	Grass Lake Rd	Millennium Trail	C	Pedestrian underpass	CMAQ	1,365,670	341,418	0	1,707,088	Obligation	Expansion	Bicycle
10-12-0021	Local	Lindenhurst	Grass Lake Rd	Millennium Trail	CE	Construction Engineering	CMAQ	223,932	55,983	0	279,915	Obligation	Expansion	Bicycle



TIP ID	State or Local	Municipality	Location	Project Limits	Phase	Work	Fund Source	Federal Funds (by Phase)	Matching Funds (by Phase)	State/Local Funds (non-matching) (by Phase)	Total Project Funding (by Phase)	Obligation or MPA	Project Classification	Project Type
10-13-0004	Local	Fox Lake	Rollins Rd	At Millennium Trail	C	Pedestrian underpass	STP-E	1,705,724	426,431	355,887	2,488,042	Obligation	Expansion	Mixed
10-13-0004	Local	Fox Lake	Rollins Rd	At Millennium Trail	CE	Construction Engineering	STP-E	255,856	63,964	53,382	373,202	Obligation	Expansion	Mixed
10-99-0106	Local	Grayslake	Atkinson Rd	IL 120 to IL 83/137	CE	Construction Engineering	HPP	253,134	63,284	0	316,418	MPA	Expansion	Mixed
10-99-0106	Local	Grayslake	Atkinson Rd	IL 120 to IL 83/137	EII	Phase II Engineering	EB	64,359	16,090	0	80,449	MPA	Expansion	Mixed
10-99-0115	Local	N/A	Hart Rd	IL 134 to Cedar Lake Rd	CE	Construction Engineering	STP-L	334,073	143,175	0	477,248	Obligation	Modernization	Highway
10-99-0115	Local	N/A	Hart Rd	IL 134 to Cedar Lake Rd	C	Reconstruction	STP-L	2,905,447	1,246,790	0	4,152,237	Obligation	Modernization	Highway
10-Not in TIP	Local	Zion	Park Roads	Illinois Beach State Park	C	Miscellaneous	Great Lakes Restoration Initiative	835,809	0	0	835,809	Obligation	Maintenance	Highway
11-00-0402	Local	Marengo	Prospect St	US 20 to IL 176	C	Reconstruction	STP-L	1,500,000	375,000	717,007	2,592,007	Obligation	Modernization	Highway
11-01-0003	Local	N/A	Moraine Hills	Bike Trail For Moraine Hills/Lake segment	EII	Phase II Engineering	STP-E	239,993	59,998	0	299,991	Obligation	Modernization	Bicycle
11-03-0007	Local	McHenry	IL 120 and IL 31	Front St to Green St and IL 120 to McCullom Lake	CE	Construction Engineering	STP-E	44,000	11,000	0	55,000	Obligation	Expansion	Highway
11-03-0007	Local	McHenry	IL 120 and IL 31	Front St to Green St and IL 120 to McCullom Lake	C	Reconstruction, widening and resurfacing, bridge replacement, traffic signal modernization.	STP-E	753,927	188,481	0	942,408	Obligation	Expansion	Highway
11-03-0007	Local	McHenry	IL 120 and IL 31	Front St to Green St and IL 120 to McCullom Lake	C	Reconstruction, widening and resurfacing, bridge replacement, traffic signal modernization.	STP-L	1,500,000	375,000	1,141,855	3,016,855	Obligation	Expansion	Highway



TIP ID	State or Local	Municipality	Location	Project Limits	Phase	Work	Fund Source	Federal Funds (by Phase)	Matching Funds (by Phase)	State/Local Funds (non-matching) (by Phase)	Total Project Funding (by Phase)	Obligation or MPA	Project Classification	Project Type
11-03-0007	Local	McHenry	IL 120 and IL 31	Front St to Green St and IL 120 to McCullom Lake	CE	Construction Engineering	CMAQ	295,000	73,750	349,000	717,750	Obligation	Expansion	Highway
11-03-0007	Local	McHenry	IL 120 and IL 31	Front St to Green St and IL 120 to McCullom Lake	C	Reconstruction, widening and resurfacing, bridge replacement, traffic signal modernization.	CMAQ	2,450,000	612,500	166,826	3,229,326	Obligation	Expansion	Highway
11-03-0012	Local	Huntley	Kreutzer Rd	IL 47 to south end of existing Kreutzer Rd	C	Intersection Improvement	STP-L	1,500,000	375,000	2,296,563	4,171,563	Obligation	Expansion	Mixed
11-04-0001	Local	Johnsburg	Johnsburg Rd	IL 31 to W. Chapel Hill Rd	C	Reconstruction	STP-E	199,166	49,791	0	248,957	Obligation	Modernization	Highway
11-04-0001	Local	Johnsburg	Johnsburg Rd	IL 31 to W. Chapel Hill Rd	C	Reconstruction	CMAQ	3,673,001	918,251	53,035	4,644,287	Obligation	Modernization	Highway
11-07-0001	State	Lake In The Hills	IL 31, Richmond Rd	South of Rakow Rd to Algonquin By-Pass	EII	Phase II Engineering	HPP	843,526	214,174	0	1,057,700	Obligation	Expansion	Highway
11-08-0025	Local	N/A	County Line Rd	Kishwaukee River 0.4 Mi N of US 20	EII	Phase II Engineering	BRR	146,797	36,700	0	183,497	Obligation	Modernization	Highway
11-08-0028	Local	N/A	Franklin Rd	Over Kishwaukee River	EII	Phase II Engineering	BRR	155,326	38,831	0	194,157	Obligation	Modernization	Highway
11-09-0065	State	N/A	US 14	IL 23 to Bunker Hill Rd	C	Resurfacing	HPP	1,275,200	0	0	1,275,200	Obligation	Maintenance	Highway
11-10-0009	Local	Crystal Lake	McHenry Ave	Rakow Rd to US 14	C	Resurfacing	STP-L	794,152	198,538	476,039	1,468,729	Obligation	Maintenance	Mixed
11-10-0009	Local	Crystal Lake	McHenry Ave	Rakow Rd to US 14	CE	Construction Engineering	STP-L	69,848	17,462	0	87,310	Obligation	Maintenance	Mixed
11-10-0011	Local	Richmond	Commercial St	US 12 to IL 173	C	Resurfacing	STP-L	267,804	66,951	0	334,755	Obligation	Maintenance	Highway
11-10-0011	Local	Richmond	Commercial St	US 12 to IL 173	CE	Construction Engineering	STP-L	30,272	7,568	0	37,840	Obligation	Maintenance	Highway
11-10-0013	Local	McHenry	Crystal Lake Rd	Bull Valley Rd to IL 120	C	Resurfacing	STP-L	1,022,568	255,642	0	1,278,210	Obligation	Modernization	Highway



TIP ID	State or Local	Municipality	Location	Project Limits	Phase	Work	Fund Source	Federal Funds (by Phase)	Matching Funds (by Phase)	State/Local Funds (non-matching) (by Phase)	Total Project Funding (by Phase)	Obligation or MPA	Project Classification	Project Type
11-10-0013	Local	McHenry	Crystal Lake Rd	Bull Valley Rd to IL 120	CE	Construction Engineering	STP-L	108,000	27,000	0	135,000	Obligation	Modernization	Highway
11-11-0019	Local	Harvard	Marengo Rd	At IL 173	EII	Phase II Engineering	NHPP	46,400	11,600	0	58,000	Obligation	Maintenance	Highway
11-12-0001	Local	Lake In The Hills	Jessie Dr	At Crystal Creek	EII	Phase II Engineering	BRR	55,999	14,000	0	69,999	Obligation	Modernization	Highway
11-12-0002	Local	Lake In The Hills	Hilltop Dr	At Woods Creek	EII	Phase II Engineering	BRR	56,000	14,000	0	70,000	Obligation	Maintenance	Highway
11-12-0004	Local	Crystal Lake	Crystal Lake	Various	C	Installation of pavement marking and signage	CMAQ	125,024	31,257	0	156,281	Obligation	Modernization	Bicycle
11-12-0017	Local	Woodstock	Various	Woodstock	EI	Preliminary Engineering	SRTS	10,200	0	0	10,200	Obligation	Modernization	Other
11-13-0012	Local	Bull Valley	Country Club Rd	Queen Anne Rd to Flemming Rd	CE	Construction Engineering	STP-L	156,216	39,054	0	195,270	Obligation	Maintenance	Highway
11-13-0012	Local	Bull Valley	Country Club Rd	Queen Anne Rd to Flemming Rd	C	Resurfacing	STP-L	1,157,183	289,295	0	1,446,478	Obligation	Maintenance	Highway
12-04-0007	Local	Homer Glen	143rd St	At Lemont Rd	CE	Construction Engineering	STP-L	370,546	92,637	0	463,183	Obligation	Modernization	Highway
12-04-0007	Local	Homer Glen	143rd St	At Lemont Rd	C	Widen and Reconstruction	STP-L	1,629,454	407,364	317,807	2,354,625	Obligation	Modernization	Highway
12-06-0006	Local	Crete	Exchange St	Crete Rd to County Line	C	Widen Lanes, Reconstruction, Add Turn Lanes	STP-L	2,550,000	1,378,889	0	3,928,889	Obligation	Modernization	Highway
12-06-0006	Local	Crete	Exchange St	Crete Rd to County Line	C	Widen Lanes, Reconstruction, Add Turn Lanes	STP-C	1,000,000	250,000	0	1,250,000	Obligation	Modernization	Highway
12-06-0009	Local	N/A	143rd St	I-355 Ramps to State St	C	Relocation	STP-L	1,685,026	421,257	0	2,106,283	Obligation	Modernization	Highway
12-06-0033	Local	Lockport	IL 171	At 13th	CE	Construction Engineering	STP-L	30,400	7,600	0	38,000	Obligation	Modernization	Highway
12-06-0033	Local	Lockport	IL 171	At 13th	C	New Signals	STP-L	835,817	213,848	4,900	1,054,565	Obligation	Modernization	Highway



TIP ID	State or Local	Municipality	Location	Project Limits	Phase	Work	Fund Source	Federal Funds (by Phase)	Matching Funds (by Phase)	State/Local Funds (non-matching) (by Phase)	Total Project Funding (by Phase)	Obligation or MPA	Project Classification	Project Type
12-06-0055	State	N/A	US 52	Jackson Creek	C	New Bridge Deck	NHPP	547,217	136,804	0	684,022	Obligation	Maintenance	Highway
12-06-0095	Local	Bolingbrook	IL 53	Remington Blvd to Royce Rd	C	Landscaping	STP-E	612,157	153,039	0	765,196	Obligation	Modernization	Other
12-06-0095	Local	Bolingbrook	IL 53	Remington Blvd to Royce Rd	CE	Construction Engineering	STP-E	84,800	21,200	0	106,000	Obligation	Modernization	Other
12-08-0035	Local	Shorewood	Black Rd	DuPage River	C	Bridge Rehabilitation	BRR	1,876,693	469,173	0	2,345,866	Obligation	Maintenance	Highway
12-08-0035	Local	Shorewood	Black Rd	DuPage River	CE	Construction Engineering	BRR	282,672	70,668	0	353,340	Obligation	Maintenance	Highway
12-09-0103	Local	Monee	Will Center Rd	W Court St to Lilac Ave	C	Sidewalks	SRTS	152,901	0	0	152,901	Obligation	Modernization	Pedestrian
12-09-0103	Local	Monee	Will Center Rd	W Court St to Lilac Ave	CE	Construction Engineering	SRTS	22,500	0	0	22,500	Obligation	Modernization	Pedestrian
12-09-0112	Local	Bolingbrook	Schmidt Rd	Lily Cache Creek	CE	Construction Engineering	BRR	33,572	8,393	0	41,965	Obligation	Modernization	Highway
12-09-0112	Local	Bolingbrook	Schmidt Rd	Lily Cache Creek	C	Culvert Replacement	BRR	295,772	73,942	0	369,714	Obligation	Modernization	Highway
12-09-0112	Local	Bolingbrook	Schmidt Rd	Lily Cache Creek	EII	Phase II Engineering	BRR	32,780	8,195	0	40,975	Obligation	Modernization	Highway
12-10-0017	State	Plainfield	IL 59	At Andrew Rd / Pasquinelli Dr	C	Channelization	HISP	312,377	34,709	2,400	349,485	Obligation	Modernization	Highway
12-10-0029	Local	Joliet	Washington St	Over Spring Creek	EII	Phase II Engineering	BRR	102,938	25,735	0	128,673	Obligation	Modernization	Highway
12-10-0030	Local	Lockport	Division St	Over I & M canal	EII	Phase II Engineering	BRR	68,484	17,119	0	85,603	Obligation	Modernization	Highway
12-10-0030	Local	Lockport	Division St	Over I & M canal	C	Bridge Replacement	BRR	880,760	220,190	0	1,100,950	Obligation	Modernization	Highway
12-10-0030	Local	Lockport	Division St	Over I & M canal	CE	Construction Engineering	BRR	130,868	32,717	0	163,585	Obligation	Modernization	Highway
12-11-0037	Local	Lockport	IL 7	7th St. to Adelman Rd	EII	Phase II Engineering	STP-E	47,592	11,898	0	59,490	Obligation	Modernization	Mixed



TIP ID	State or Local	Municipality	Location	Project Limits	Phase	Work	Fund Source	Federal Funds (by Phase)	Matching Funds (by Phase)	State/Local Funds (non-matching) (by Phase)	Total Project Funding (by Phase)	Obligation or MPA	Project Classification	Project Type
12-11-0038	Local	Lockport	Various	Various locations In Lockport	EI	Preliminary Engineering	STP-E	43,916	10,979	0	54,895	Obligation	Modernization	Mixed
12-11-0040	Local	Romeoville	IL 53	At Romeoville High School / Material Service Dr	C	Intersection Improvement	STP-L	1,453,958	363,489	0	1,817,447	Obligation	Modernization	Highway
12-11-0040	Local	Romeoville	IL 53	At Romeoville High School / Material Service Dr	CE	Construction Engineering	STP-L	136,000	34,000	0	170,000	Obligation	Modernization	Highway
12-11-0046	Local	Minooka	Minooka Rd	Over I-80	CE	Construction Engineering	STP-L	146,642	36,661	0	183,303	Obligation	Modernization	Mixed
12-11-0046	Local	Minooka	Minooka Rd	Over I-80	C	Bridge Replacement	STP-L	977,615	244,404	0	1,222,019	Obligation	Modernization	Mixed
12-11-0048	Local	Lockport	Garfield St	9th St to Division St	EII	Phase II Engineering	STP-L	77,778	19,444	0	97,222	Obligation	Modernization	Mixed
12-12-0001	Local	N/A	DuPage River Trail	95th St to Knoch Knoll Park Forest Preserve District	EI	Preliminary Engineering	CMAQ	71,833	17,959	0	89,792	Obligation	Modernization	Mixed
12-12-0002	Local	Homer Glen	Homer Glenn Bike Trail	143rd St to 135th St	EI	Preliminary Engineering	CMAQ	30,192	7,548	0	37,740	Obligation	Modernization	Bicycle
12-12-0002	Local	Homer Glen	Homer Glen Community Trail-South Extension	From 159th St to Martingale Ln	EI	Preliminary Engineering	CMAQ	30,192	7,548	0	37,740	Obligation	Modernization	Bicycle
12-12-0018	Local	Crete Twp.	Richton Rd	Plum Creek	EI	Preliminary Engineering	BRR	162,478	40,620	0	203,098	Obligation	Maintenance	Highway
12-12-0021	Local	Crest Hill	Gaylord Rd	At Division St	EII	Phase II Engineering	STP-L	79,993	19,999	0	99,992	Obligation	Modernization	Highway
12-12-0022	Local	Crest Hill	Gaylord Rd	Rock Run Creek	EI	Preliminary Engineering	BRR	44,000	11,000	0	55,000	Obligation	Maintenance	Highway
12-12-0024	Local	Wilmington	Various	Various locations In Wilmington	C	Signing (New), Sidewalks	SRTS	97,701	0	0	97,701	Obligation	Expansion	Pedestrian
12-12-0025	Local	Joliet	Green Garden Pl	Nobes Ave to Oak Ave	C	Sidewalks	SRTS	38,122	0	0	38,122	Obligation	Expansion	Pedestrian



TIP ID	State or Local	Municipality	Location	Project Limits	Phase	Work	Fund Source	Federal Funds (by Phase)	Matching Funds (by Phase)	State/Local Funds (non-matching) (by Phase)	Total Project Funding (by Phase)	Obligation or MPA	Project Classification	Project Type
12-12-0035	Local	Braidwood	Various	Various locations In Braidwood	EI	Preliminary Engineering	SRTS	14,423	0	0	14,423	Obligation	Modernization	Other
12-13-0001	Local	Homer Glen	151st St	At Parker Rd	EII	Phase II Engineering	STP-L	70,400	17,566	0	87,966	Obligation	Modernization	Highway
12-13-0002	State	N/A	IL 53, Chicago St	At Laraway Rd	C	Traffic Signal Modernization	HSIP	73,614	8,179	13,207	95,000	Obligation	Modernization	Highway
12-13-0002	State	N/A	IL 53, Chicago St	At Laraway Rd	CE	Construction Engineering	HSIP	11,042	1,227	1,981	14,250	Obligation	Modernization	Highway
12-13-0005	Local	Romeoville	Taylor Rd	Budler Rd to Weber Rd	C	Resurfacing	STP-L	501,712	125,428	0	627,140	Obligation	Maintenance	Highway
12-13-0005	Local	Romeoville	Taylor Rd	Budler Rd to Weber Rd	CE	Construction Engineering	STP-L	48,000	12,000	0	60,000	Obligation	Maintenance	Highway
13-09-0001	Local	N/A	Various	Cook County	IMP	Fleet Diesel Retrofit program	CMAQ	530,508	132,627	0	663,135	Obligation	Modernization	Other
13-10-0002	Local	N/A	Various	Indiana Harbor Belt RR	IMP	4 Genset Locomotives for use in NEIL National Ambient Air Quality Standards	CMAQ	188,336	101,412	0	289,748	Obligation	Modernization	Other
13-12-0003	Local	N/A	Regionwide	District-wide	IMP	Illinois Clean Diesel Engine Repowers	CMAQ	1,500,000	1,500,000	0	3,000,000	Obligation	Modernization	Other
13-13-0018	State	Various	Various	Various locations in Cook, DuPage, Kane and Lake Counties	C	Wrong way driving signage and pavement markings.	HISP	273,464	30,385	0	303,849	Obligation	Modernization	Other
13-13-0018	State	Various	Various	Various locations in Cook, DuPage, Kane and Lake counties	CE	Construction Engineering	HSIP	27,346	3,039	0	30,385	Obligation	Modernization	Other



TIP ID	State or Local	Municipality	Location	Project Limits	Phase	Work	Fund Source	Federal Funds (by Phase)	Matching Funds (by Phase)	State/Local Funds (non-matching) (by Phase)	Total Project Funding (by Phase)	Obligation or MPA	Project Classification	Project Type
13-13-0018	State	Various	Various	Cook and Will Counties	C	Wrong way driving signage and pavement markings.	HISP	211,582	23,510	0	235,092	Obligation	Modernization	Other
13-13-0018	State	Various	Various	Cook and Will Counties	CE	Construction Engineering	HSIP	63,473	7,055	0	70,528	Obligation	Modernization	Other
13-97-0002	Local	N/A	Regionwide	District-wide	IMP	Clean Air Public Information	CMAQ	3,000,000	750,000	0	3,750,000	Obligation	Modernization	Other



Non-Federally Funded Road Projects

(Interstates, Highways, Streets, Bridges, Bicycle, Pedestrian, etc.)

This section lists projects that did not use federal transportation funds for any phase of a road project. The vast majority of these projects are funded by Illinois Department of Transportation (IDOT) using state resources, but in some cases local funds are also used. This section does not include obligation estimates for projects that were funded solely by municipalities or townships.



Table 2. FFY13 Non-Federally Funded Project Phases

TIP ID	State or Local	Municipality	Location	Project Limits	Phase	Work	Fund Source	State/Local Funds (non-matching) (by Phase)	Total Project Funding (by Phase)	Obligation or MPA	Project Classification	Project Type
01-01-0009	Local	Chicago	US 41/Lake Shore Dr	Navy Pier Flyover	CE	Construction Engineering	ILL	525,000	525,000	Obligation	Modernization	Bicycle
01-01-0009	Local	Chicago	US 41/Lake Shore Dr	Navy Pier Flyover	ROW	Land Acquisition	ILL	132,000	132,000	Obligation	Modernization	Bicycle
01-02-0037	State	Chicago	I-190 (Kennedy Expy)	At I-190/294	ROW	Land Acquisition	ILL	3,142	3,142	Obligation	Modernization	Other
01-02-0037	State	Chicago	I-190 (Kennedy Expy)	At I-190/294	EII	Phase II Engineering	ILL	49,057	49,057	Obligation	Modernization	Other
01-02-0037	State	Chicago	I-190 (Kennedy Expy)	At I-190/294	CE	Construction Engineering	ILL	733,784	733,784	Obligation	Modernization	Other
01-03-0011	Local	Chicago	Michigan Ave	Oak St to Chicago River	EII	Phase II Engineering	ILL	2,000,000	2,000,000	Obligation	Maintenance	Highway
01-06-0023	State	Chicago	I-94 (Bishop Ford Expy)	At Stony Island Feeder	EII	Phase II Engineering	ILL	219,682	219,682	Obligation	Maintenance	Highway
01-06-0051	State	Chicago	Central Ave	At BRC RR (54th St)	EI	P.E. (Phase I)	ILL	800,000	800,000	Obligation	Modernization	Highway
01-06-0060	State	Chicago	Various	Various locations Near Midway Airport	C	Curb And Gutter	ILL	219,472	219,472	Obligation	Maintenance	Highway
01-06-0060	State	Chicago	Various	Various locations Near Midway Airport	C	Curb And Gutter	ILL	198,302	198,302	Obligation	Maintenance	Highway
01-09-0020	State	Chicago	Balmoral Ave	Automated Transit System Pier Relocation	C	Bridge Substructure	ILL	9,000,000	9,000,000	Obligation	Maintenance	Highway
01-09-0020	State	Chicago	Balmoral Ave	Automated Transit System Pier Relocation	CE	Construction Engineering	ILL	1,000,000	1,000,000	Obligation	Maintenance	Highway
01-09-0020	State	Chicago	Balmoral Ave	Bessie Coleman Dr to west of WC RR and At Pier Relocation	C	Utility Adjustment	ILL	225,000	225,000	Obligation	Maintenance	Highway
01-09-0029	State	Chicago	I-94, I-90 (Dan Ryan Expy)	At 63rd St	EII	Phase II Engineering	ILL	17,363	17,363	Obligation	Modernization	Highway
01-09-0031	State	Chicago	I-90, I-94 (Kennedy Expy)	I-94 (Edens Expy) to Division St	C	Bridge Deck Repairs	ILL	4,770,314	4,770,314	Obligation	Maintenance	Highway
01-09-0032	State	Chicago	I-55 (Stevenson Expy)	I-94 (Dan Ryan Expy) to US 41 (Lake Shore Dr)	EII	Phase II Engineering	ILL	1,000,000	1,000,000	Obligation	Modernization	Highway
01-09-0032	State	Chicago	I-55 (Stevenson Expy)	I-94 (Dan Ryan Expy) to US 41 (Lake Shore Dr)	EII	Phase II Engineering	ILL	750,000	750,000	Obligation	Modernization	Highway
01-09-0034	State	Various	I-55 (Stevenson Expy)	Willow Springs Rd to Kedzie Ave	C	Work zone Safety	ILL	500,000	500,000	Obligation	Maintenance	Highway
01-10-0002	State	Chicago, Rosemont	I-190 (Kennedy Expy)	Bessie Coleman Dr To I-90 (Kennedy Expressway)	EII	Phase II Engineering	ILL	5,900,000	5,900,000	Obligation	Modernization	Other
01-11-0010	State	Chicago	US 12, US 45, Mannheim Rd	I-190 (Kennedy Expy) to IL 19 (Irving Park Rd)	C	Utility Adjustment	ILL	775,000	775,000	Obligation	Expansion	Highway
01-12-0019	State	Chicago	Circle Interchange	At I-290 / Congress Pkwy (Circle Interchange)	EI	Preliminary Engineering	ILL	6,486,826	6,486,826	MPA	Expansion	Highway
01-12-0019	State	Chicago	Circle Interchange	At I-290 / Congress Pkwy (Circle Interchange)	EII	Phase II Engineering	ILL	2,400,000	2,400,000	Obligation	Expansion	Highway
01-12-0019	State	Chicago	Circle Interchange	Various locations and Morgan St.	C	Tunnel Bulkheading, Water mains.	ILL	4,983,836	4,983,836	Obligation	Expansion	Highway

TIP ID	State or Local	Municipality	Location	Project Limits	Phase	Work	Fund Source	State/Local Funds (non-matching) (by Phase)	Total Project Funding (by Phase)	Obligation or MPA	Project Classification	Project Type
01-12-0021	State	Chicago	I-90, I-94	At Foster Ave, Lawrence Ave to Ohio St	EI	Preliminary Engineering	ILL	403,904	403,904	Obligation	Maintenance	Other
01-12-0023	Local	Chicago	I-190 (Kennedy Expy)	Bessie Coleman Dr To I-90 (Kennedy Expressway)	ENG	Utility Adjustment	ILL	225,000	225,000	Obligation	Modernization	Other
01-12-0023	Local	Chicago	I-190 (Kennedy Expy)	Bessie Coleman Dr To I-90 (Kennedy Expressway)	ENG	Utility Adjustment	GEN-OP	375,000	375,000	Obligation	Modernization	Other
01-12-0030	Local	Chicago	Various	Various locations In Ill Senate District 8	C	Resurfacing	ILL	394,000	394,000	Obligation	Maintenance	Other
01-12-0030	Local	Chicago	Various	Various locations In Ill Senate District 8	EII	Phase II Engineering	ILL	28,000	28,000	Obligation	Maintenance	Other
01-12-0030	Local	Chicago	Various	Various locations In Ill Senate District 8	CE	Construction Engineering	ILL	18,000	18,000	Obligation	Maintenance	Other
01-12-0032	State	Chicago	I-94 (Bishop Ford Expwy)	West of Martin Luther King Dr to 130th St	C	Crack & Joint Sealing	ILL	297,487	297,487	Obligation	Maintenance	Other
01-12-0032	State	Chicago	I-94 (Bishop Ford Expwy)	West of Martin Luther King Dr to 130th St	C	Fiber Optic Cable Installation and Crack and Joint Sealing	ILL	364,994	364,994	Obligation	Maintenance	Other
01-94-0089	State	Chicago	I-90 (Kennedy Expy)	At Cumberland Ave	CE	Construction Engineering	ILL	2,101,590	2,101,590	Obligation	Modernization	Highway
01-94-0089	State	Chicago	I-90 (Kennedy Expy)	At Cumberland Ave	C	Utility Adjustment	ILL	80,971	80,971	Obligation	Modernization	Highway
01-94-0089	State	Chicago	I-90 (Kennedy Expy)	At Cumberland Ave	EII	Phase II Engineering	ILL	244,088	244,088	Obligation	Modernization	Highway
01-94-0089	State	Chicago	I-90 (Kennedy Expy)	At Cumberland Ave	ROW	Land Acquisition	ILL	120	120	Obligation	Modernization	Highway
01-94-0089	State	Chicago	I-90 (Kennedy Expy)	I-190 to IL 43 (Harlem Ave)	EI	Preliminary Engineering	ILL	250,000	250,000	Obligation	Modernization	Highway
01-94-0089	State	Chicago	I-90 (Kennedy Expy)	I-190 to IL 43 (Harlem Ave)	EI	Preliminary Engineering	ILL	1,250,000	1,250,000	Obligation	Modernization	Highway
01-Not in TIP	Local	Chicago	Various	Various Streets in IL House District 15	C	Resurfacing	ILL	200,000	200,000	Obligation	Modernization	Highway
01-Not in TIP	Local	Chicago	MS 3250	Oak Park Ave To Normandy Ave	C	Resurfacing	ILL	640,000	640,000	Obligation	Maintenance	Highway
01-Not in TIP	Local	Chicago	MS 3250	Oak Park Ave To Normandy Ave	EII	Phase II Engineering	ILL	64,000	64,000	Obligation	Maintenance	Highway
01-Not in TIP	Local	Chicago	MS 3250	Oak Park Ave To Normandy Ave	CE	Construction Engineering	ILL	96,000	96,000	Obligation	Maintenance	Highway
01-Not in TIP	State	Chicago	Ohio St Feeder	At N Branch Chicago River and East & West Approaches	C	Bridge Painting	ILL	1,099,400	1,099,400	Obligation	Maintenance	Highway
01-Not in TIP	State	Chicago	Various	Various locations	C	Bridge Painting	ILL	616,445	616,445	Obligation	Maintenance	Highway
01-Not in TIP	State	Chicago	IL 43 (Harlem Ave)	Over ICG RR	C	Bridge Painting	ILL	247,914	247,914	Obligation	Maintenance	Highway
01-Not in TIP	State	Chicago	Chicago	Various	C	Resurfacing	ILL	547,774	547,774	Obligation	Maintenance	Highway
01-Not in TIP	State	Chicago	Chicago	Various	C	Resurfacing	ILL	547,774	547,774	Obligation	Maintenance	Highway



TIP ID	State or Local	Municipality	Location	Project Limits	Phase	Work	Fund Source	State/Local Funds (non-matching) (by Phase)	Total Project Funding (by Phase)	Obligation or MPA	Project Classification	Project Type
01-Not in TIP	State	Chicago	US 14 (Peterson Ave)	Over North Shore Channel	C	Bridge Substructure, Bridge Repair	ILL	441,940	441,940	Obligation	Maintenance	Highway
01-Not in TIP	State	Chicago	Torrence Ave	Grand Calumet River	EII	Phase II Engineering	ILL	390,000	390,000	Obligation	Maintenance	Highway
02-02-0004	State	Northbrook	IL 68 (Dundee Rd)	Middle Fork North Br Chicago River 0.8 miles east of IL 43 (Waukegan Rd)	EII	Phase II Engineering	ILL	269,036	269,036	Obligation	Maintenance	Other
02-02-0004	State	Northbrook	IL 68 (Dundee Rd)	Middle Fork North Br Chicago River 0.8 miles east of IL 43 (Waukegan Rd)	ROW	Land Acquisition	ILL	21,098	21,098	Obligation	Maintenance	Other
02-08-0014	State	Glenview	Willow Rd	Over Lehigh Ave & SOO RR	EII	Phase II Engineering	ILL	283,805	283,805	Obligation	Modernization	Highway
02-09-0003	State	Northfield	Willow Rd	IL 43 (Waukegan Rd) to I-94 (Edens Expy) & At Middle Fork North Branch Chicago River	CE	Construction Engineering	ILL	2,944,398	2,944,398	Obligation	Expansion	Highway
02-13-0001	State	Glenview, Northbrook	Willow Rd	East of Shermer Rd	C	Culvert Replacement	ILL	963,241	963,241	Obligation	Modernization	Highway
02-13-0007	State	Lincolnwood	IL 50 (Cicero Ave)	Touhy Ave to Devon Ave	C	Resurfacing	ILL	796,032	796,032	Obligation	Maintenance	Highway
02-97-0001	State	Glenview	IL 21 (Milwaukee Ave)	Sanders Rd to Euclid Ave	EII	Phase II Engineering	ILL	504,563	504,563	Obligation	Modernization	Highway
02-Not in TIP	Local	Wilmette	US 41	At Hibbard Rd	EI	Preliminary Engineering	ILL	168,750	168,750	Obligation	Maintenance	Highway
03-08-0014	State	N/A	Willow Rd	At Des Plaines River	C	Miscellaneous	ILL	346,328	346,328	Obligation	Modernization	Highway
03-09-0047	State	Des Plaines	Rand Rd	Des Plaines River	EII	Phase II Engineering	ILL	540,000	540,000	Obligation	Modernization	Highway
03-09-0062	State	Park Ridge, Niles	US 14 (Dempster St)	Luther Ln to East of Greenwood Ave	C	Resurfacing	ILL	588,975	588,975	Obligation	Maintenance	Highway
03-09-0068	State	Schaumburg, Elk Grove Village, Des Plaines	IL 72, IL 83 (Higgins Rd)	I-290 E Frontage Rd to Landmeier Rd	C	Resurfacing	ILL	4,555,263	4,555,263	Obligation	Maintenance	Highway
03-11-0003	State	Elk Grove Village, Bensenville, Wood Dale, Addison, Elmhurst	IL 83 (Kingery Hwy)	IL 72 (Oakton St) to IL 19 (Irving Park Rd)	CE	Construction Engineering	ILL	1,485,157	1,485,157	Obligation	Maintenance	Highway
03-11-0003	State	Bensenville, Elk Grove Village	IL 83 (Kingery Hwy)	IL 72 (Oakton St) to IL 19 (Irving Park Rd)	C	Resurfacing	ILL	6,985,704	6,985,704	Obligation	Maintenance	Highway
03-11-0022	State	Niles, Chicago	IL 43 (Harlem Ave)	Oakton St to IL 72 (Higgins Rd)	C	Resurfacing	ILL	2,279,889	2,279,889	Obligation	Maintenance	Highway
03-12-0022	Local	Deerfield	Lake-Cook Road	Pfingsten Rd to IL 43 (Waukegan Rd)	C	Add Lanes, Signal Timing/Progression	MFT	10,500,000	10,500,000	Obligation	Expansion	Highway



TIP ID	State or Local	Municipality	Location	Project Limits	Phase	Work	Fund Source	State/Local Funds (non-matching) (by Phase)	Total Project Funding (by Phase)	Obligation or MPA	Project Classification	Project Type
03-13-0008	Local	Streamwood	North Park Blvd	Bode Rd to Schaumburg Rd	C	Resurfacing	ILL	1,000,000	1,000,000	Obligation	Maintenance	Highway
03-13-0008	Local	Streamwood	North Park Blvd	Bode Rd to Schaumburg Rd	C	Resurfacing	MFT	248,000	248,000	Obligation	Maintenance	Highway
03-96-0004	State	N/A	I-90 (Jane Adams Tollway)	Elgin to IL 43 (Harlem Ave)	EI	Preliminary Engineering	ILL	250,000	250,000	Obligation	Expansion	Highway
03-96-0004	State	N/A	I-90 (Jane Adams Tollway)	Elgin to IL 43 (Harlem Ave)	EI	Preliminary Engineering	ILL	1,250,000	1,250,000	Obligation	Expansion	Highway
03-96-0004	State	N/A	I-90 (Jane Adams Tollway)	Elgin to IL 43 (Harlem Ave)	C	Reconstruction, Add Lanes	TOLL	88,862,419	88,862,419	Obligation	Expansion	Highway
03-96-0021	State	Elk Grove Village, Bensenville, Itasca, Wood Dale, Schaumburg, Roselle, Franklin Park, Des Plaines	Elgin-O'Hare Expy (I-390)	I-290/IL 53 to O'Hare Ring Rd	ROW	Land Acquisition	ILL	624,624	624,624	Obligation	Expansion	Highway
03-96-0021	State	Elk Grove Village, Bensenville, Itasca, Wood Dale, Schaumburg, Roselle, Franklin Park, Des Plaines	Elgin-O'Hare Expy (I-390)	I-290/IL 53 to O'Hare Ring Rd	C	Reconstruction, Add Lanes	TOLL	58,533,922	58,533,922	Obligation	Expansion	Highway
03-96-0021	State	Elk Grove Village, Bensenville, Itasca, Wood Dale, Schaumburg, Roselle, Franklin Park, Des Plaines	Elgin-O'Hare Expy (I-390)	I-290/IL 53 to O'Hare Ring Rd	C	Reconstruction, Add Lanes	TOLL	73,539,208	73,539,208	Obligation	Expansion	Highway
03-96-0021	State	Elk Grove Village, Bensenville, Itasca, Wood Dale, Schaumburg, Roselle, Franklin Park, Des Plaines	Elgin-O'Hare Expy (I-390)	I-290/IL 53 to O'Hare Ring Rd	C	Reconstruction, Add Lanes	TOLL	10,690,846	10,690,846	Obligation	Expansion	Highway
03-98-0038	State	Palatine	IL 68 (Dundee Rd)	At Grove Ave	ROW	Land Acquisition	ILL	232,276	232,276	Obligation	Maintenance	Highway
03-Not in TIP	State	Wheeling	US 45/ IL 21 (Milwaukee Ave)	North of IL 68 (Dundee Rd)	C	Drainage	ILL	39,801	39,801	Obligation	Maintenance	Highway



TIP ID	State or Local	Municipality	Location	Project Limits	Phase	Work	Fund Source	State/Local Funds (non-matching) (by Phase)	Total Project Funding (by Phase)	Obligation or MPA	Project Classification	Project Type
04-00-0023	State	Hillside, Westchester, Bellwood, Broadview, Maywood, Forest Park, Oak Park, Chicago	I- 290 (Eisenhower Expy)	I-88 (East-West Tollway) to IL 50 (Cicero Ave)	EI	Preliminary Engineering	ILL	2,000,000	2,000,000	Obligation	Modernization	Highway
04-09-0026	State	River Grove	IL 64 (North Ave)	Over Des Plaines River	ROW	Land Acquisition	ILL	11,256	11,256	Obligation	Modernization	Highway
04-10-0033	State	Hillside	Wolf Rd	Harrison St to IL 38 (Roosevelt Rd)	C	Resurfacing	ILL	292,951	292,951	Obligation	Maintenance	Highway
04-11-0007	State	Hillside	Harrison St	IL 38 (Roosevelt Rd) to Wolf Rd	C	Resurfacing	ILL	393,000	393,000	Obligation	Maintenance	Highway
04-12-0011	State	Chicago, Rosemont	I-190 (Kennedy Expy)	O'Hare Airport to I-90 (Kennedy Expy)	CE	Construction Engineering	ILL	1,039,166	1,039,166	Obligation	Maintenance	Highway
04-13-0005	Local	Forest Park	Madison St	Van Buren to DesPlaines Ave	ENG	Engineering	MFT	71,000	71,000	Obligation	Maintenance	Highway
04-98-0021	State	Forest Park	I-290 (Eisenhower Expy)	Over Des Plaines River	ROW	Land Acquisition	ILL	3,483	3,483	Obligation	Modernization	Other
04-99-0003	Local	Bellwood, Melrose Park	25th Ave	St Charles Rd to Lake St	EII	Phase II Engineering	ILL	3,592,611	3,592,611	Obligation	Modernization	Highway
04-Not in TIP	Local	Harwood Heights	Various	Various locations in Harwood Heights	C	Resurfacing	ILL	559,850	559,850	Obligation	Maintenance	Highway
05-05-0001	State	Forest View	I-55 (Stevenson Expy)	At Central Ave	C	RR Flagger	ILL	560,875	560,875	Obligation	Modernization	Highway
05-07-0004	State	Summit	IL 171 (First Ave)	47th St to 55th St Bridge Complex At I-55	EII	Phase II Engineering	ILL	4,611,932	4,611,932	Obligation	Expansion	Highway
05-07-0004	State	Summit, Mc Cook, Lyons	IL 171 (First Ave)	47th St to 55th St Bridge Complex At I-55	EII	Phase II Engineering	ILL	200,000	200,000	Obligation	Expansion	Highway
05-07-0006	State	Forest View	IL 43 (Harlem Ave)	Over Msd Sludge Rr 0.2 Miles North of I-55 (Stevenson Expy)	EII	Phase II Engineering	ILL	200,000	200,000	Obligation	Modernization	Highway
05-07-0007	State	Hodgkins, Countryside	US 12, US 20, US 45 (LaGrange Rd)	At Joliet Rd	ROW	Land Acquisition	ILL	279,520	279,520	Obligation	Modernization	Highway
05-09-0014	State	Lyons	IL 43 (Harlem Ave)	At 46th / 47th St	ROW	Land Acquisition	ILL	3,916	3,916	Obligation	Modernization	Highway
05-11-0005	State	McCook	Joliet Rd	East of Lenzi Ave	C	Intersection Improvement	ILL	133,017	133,017	Obligation	Modernization	Highway
05-12-0015	State	Brookfield	47th St	At East Ave / Eberly Ave	EI	Preliminary Engineering	ILL	950,000	950,000	Obligation	Maintenance	Highway
05-Not in TIP	State	Hodgkins, Willow Springs	US 12/ US 20/ US 45 (La Grange Rd)	At various locations south of I-55	C	Bridge Painting	ILL	724,900	724,900	Obligation	Maintenance	Highway
05-Not in TIP	State	Forest View	IL 43 (Harlem Ave)	Over Sanitary & Ship Canal	C	Bridge Painting	ILL	697,728	697,728	Obligation	Maintenance	Highway



TIP ID	State or Local	Municipality	Location	Project Limits	Phase	Work	Fund Source	State/Local Funds (non-matching) (by Phase)	Total Project Funding (by Phase)	Obligation or MPA	Project Classification	Project Type
06-08-0006	State	Palos Park, Palos Hills, Orland Park	IL 7, Southwest Hwy	Cal-Sag Channel to 143rd St	C	Resurfacing	ILL	1,128,925	1,128,925	Obligation	Maintenance	Highway
06-09-0046	State	Blue Island	Western Ave	Cal-Sag Channel	EII	Phase II Engineering	ILL	320,000	320,000	Obligation	Maintenance	Highway
06-09-0047	State	Orland Park	143rd St	At Creek Crossing Dr	ROW	Land Acquisition	ILL	360	360	Obligation	Modernization	Highway
06-09-0056	State	Palos Park, Orland Park, Orland Hills, Tinley Park	US 45 (La Grange Rd)	131st St to 179th St	C	Utility Adjustment	ILL	473,980	473,980	Obligation	Expansion	Highway
06-09-0056	State	Palos Park, Orland Park, Orland Hills, Tinley Park	US 45 (La Grange Rd)	131st St to 179th St	ROW	Land Acquisition	ILL	13,061,437	13,061,437	Obligation	Expansion	Highway
06-09-0056	State	Palos Park, Orland Park, Orland Hills, Tinley Park	US 45 (La Grange Rd)	131st St to 179th St	EII	Phase II Engineering	ILL	1,544,600	1,544,600	Obligation	Expansion	Highway
06-09-0056	State	Palos Park, Orland Park, Orland Hills, Tinley Park	US 45 (La Grange Rd)	131st St to 179th St	EII	Phase II Engineering	ILL	1,420,428	1,420,428	Obligation	Expansion	Highway
06-09-0056	State	Palos Park, Orland Park, Orland Hills, Tinley Park	US 45 (La Grange Rd)	131st St to 179th St	C	Utility Adjustment	ILL	1,732,708	1,732,708	Obligation	Expansion	Highway
06-09-0056	State	Orland Park	US 45 (La Grange Rd)	143rd St to 159th St	C	Utility Adjustment	ILL	473,746	473,746	Obligation	Expansion	Highway
06-09-0056	State	Orland Park, Orland Hills, Tinley Park	US 45 (La Grange Rd)	159th St to 179th St	C	Utility Adjustment	ILL	135,328	135,328	Obligation	Expansion	Highway
06-09-0056	State	Orland Park, Orland Hills, Tinley Park	US 45 (La Grange Rd)	159th St to 179th St	C	Utility Adjustment	ILL	233,167	233,167	Obligation	Expansion	Highway
06-09-0056	State	Orland Park, Orland Hills, Tinley Park	US 45 (La Grange Rd)	159th St to 179th St	C	Utility Adjustment	ILL	62,406	62,406	Obligation	Expansion	Highway
06-09-0056	State	Palos Park, Orland Park, Orland Hills, Tinley Park	US 45 (La Grange Rd)	131st St to 179th St	CE	Construction Engineering	ILL	1,131,944	1,131,944	Obligation	Expansion	Highway
06-10-0019	State	Lemont	McCarthy Rd	At Walker Rd	ROW	Land Acquisition	ILL	148,349	148,349	Obligation	Modernization	Highway



TIP ID	State or Local	Municipality	Location	Project Limits	Phase	Work	Fund Source	State/Local Funds (non-matching) (by Phase)	Total Project Funding (by Phase)	Obligation or MPA	Project Classification	Project Type
06-10-0026	State	Justice, Bridgeview, Burbank	79th St	IL 171 to IL 50	C	Resurfacing	ILL	3,059,689	3,059,689	Obligation	Maintenance	Highway
06-11-0001	State	Bedford Park, Burbank	State Rd	IL 50 (Cicero Ave) to 79th St	C	Resurfacing	ILL	691,128	691,128	Obligation	Maintenance	Highway
06-12-0003	State	Dixmoor, Riverdale	Ashland Ave	At Little Calumet River	ROW	Land Acquisition	ILL	20,100	20,100	Obligation	Modernization	Other
06-12-0003	State	Dixmoor, Riverdale	Ashland Ave	to Little Calumet	C	Installation of new storm sewer at the pump station.	ILL	200,000	200,000	Obligation	Modernization	Other
06-12-0003	State	Dixmoor, Riverdale	Ashland Ave	to Little Calumet	C	Installation of new storm sewer at the pump station.	ILL	268,821	268,821	Obligation	Modernization	Other
06-13-0001	Local	Alsip	Central Ave	115th St to 122nd St	EII	Phase II Engineering	MFT	25,000	25,000	Obligation	Maintenance	Highway
06-14-0002	State	Alsip	127th St	West of IL 83 (Cal-Sag Rd)	ROW	Land Acquisition	ILL	2,367	2,367	Obligation	Modernization	Highway
06-Not in TIP	State	Lemont	IL 83 (Kingery Hwy)	Over Chicago SS Canal & I & M Canals	C	Bridge Painting	ILL	982,285	982,285	Obligation	Maintenance	Highway
07-06-0019	State	Park Forest, South Chicago Heights, Chicago Heights	26th St	Western Ave to East End Ave	C	Resurfacing	ILL	603,935	603,935	Obligation	Maintenance	Highway
07-06-0021	State	Dolton, South Holland, Thornton	Chicago Rd	Lincoln Ave to Water St	C	Resurfacing	ILL	2,239,078	2,239,078	Obligation	Maintenance	Highway
07-08-0014	State	Markham, Oak Forest	US 6, 159th St	IL 50 (Cicero Ave) to Western Ave	C	Resurfacing	ILL	2,205,711	2,205,711	Obligation	Maintenance	Highway
07-09-0012	State	Markham, Posen, Harvey, Dixmoor	IL 83, 147th St	Kedzie Ave to Western Ave	ROW	Land Acquisition	ILL	2,977,471	2,977,471	Obligation	Modernization	Highway
07-09-0012	State	Posen, Dixmoor, Harvey	IL 83, 147th St	Kedzie Ave to Western Ave	CE	Construction Engineering	ILL	1,500,000	1,500,000	Obligation	Modernization	Highway
07-09-0038	State	Lansing	IL 83, US 6, Torrence Ave	Little Calumet River	ROW	Land Acquisition	ILL	51,480	51,480	Obligation	Modernization	Highway
07-09-0038	State	Lansing	IL 83, US 6, Torrence Ave	Little Calumet River	EII	Phase II Engineering	ILL	237,772	237,772	Obligation	Modernization	Highway
07-10-0047	State	Calumet City, Lansing	IL 83, US 6, Torrence Ave	IL 83 (Sibley Blvd) to I-80	C	Resurfacing	ILL	1,779,890	1,779,890	Obligation	Maintenance	Highway
07-10-0054	State	South Holland, Thornton	State St	W 162nd St to Marion St	C	Resurfacing	ILL	394,735	394,735	Obligation	Maintenance	Highway
07-11-0004	State	Lynwood	US 30 (Lincoln Hwy)	At Canadian National RR North of Sauk Trail Rd	EI	Preliminary Engineering	ILL	28,664	28,664	Obligation	Modernization	Highway



TIP ID	State or Local	Municipality	Location	Project Limits	Phase	Work	Fund Source	State/Local Funds (non-matching) (by Phase)	Total Project Funding (by Phase)	Obligation or MPA	Project Classification	Project Type
07-11-0004	State	Lynwood	US 30 (Lincoln Hwy)	At Canadian National RR North of Sauk Trail Rd	ROW	Land Acquisition	ILL	191,419	191,419	Obligation	Modernization	Highway
07-13-0010	State	Harvey, South Holland	US 6, 159th St	Union Ave To I-94 (Bishop Ford Expy) (NB)	C	Resurfacing	ILL	1,476,717	1,476,717	Obligation	Maintenance	Highway
07-13-0013	Local	Robbins	Claire Blvd	139th to Kedzie	EI	Preliminary Engineering	ILL	5,000	5,000	Obligation	Maintenance	Highway
07-13-0013	Local	Robbins	Claire Blvd	139th to Kedzie	EII	Phase II Engineering	ILL	40,000	40,000	Obligation	Maintenance	Highway
07-13-0019	Local	Tinley Park	Oak Park Ave	Metra Station to 183rd St	EI	Preliminary Engineering	GEN-OP	45,000	45,000	Obligation	Modernization	Highway
07-13-0019	Local	Tinley Park	Oak Park Ave	Metra Station to 183rd St	EII	Phase II Engineering	GEN-OP	45,000	45,000	Obligation	Modernization	Highway
07-94-0001	State	Crete	IL 394 (Calumet Expy)	Steger Rd to Richton Rd	ROW	Land Acquisition	ILL	4,200	4,200	Obligation	Expansion	Highway
07-94-0008	State	Markham	I-57	Over I-294 (Tri-State Tollway)	EII	Phase II Engineering	ILL	3,240,724	3,240,724	Obligation	Expansion	Highway
07-94-0008	State	Markham	I-57	Over I-294 (Tri-State Tollway)	CE	Construction Engineering	ILL	1,503,552	1,503,552	Obligation	Expansion	Highway
07-94-0008	State	Markham	I-57	Over I-294 (Tri-State Tollway), 147th St interchange	CE	Construction Engineering	TOLL	65,846,000	65,846,000	Obligation	Expansion	Highway
07-Not in TIP	Local	Ford Heights	Park Ave	11th Place to 10th Place; Ambassador Ln; Woodlawn Ave to Kennedy Ln; Embassy Ln; Woodlawn Ave to Kennedy Ln	C	Sidewalks	ILL	128,128	128,128	Obligation	Maintenance	Highway
07-Not in TIP	Local	Country Club Hills	Various	Various locations in Country Club Hills	C	Resurfacing	ILL	237,871	237,871	Obligation	Maintenance	Highway
07-Not in TIP	Local	Lansing	Various	Various locations In Lansing	EII	Phase II Engineering	ILL	30,000	30,000	Obligation	Maintenance	Highway
07-Not in TIP	Local	Lansing	Various	Various locations In Lansing	CE	Construction Engineering	ILL	35,000	35,000	Obligation	Maintenance	Highway
07-Not in TIP	State	Chicago Heights	Chicago Heights Rd	Holbrook Rd to 300 Feet south of Holbrook Rd	ROW	Jurisdictional Transfer	ILL	38,000	38,000	Obligation	Maintenance	Highway
07-Not in TIP	Local	Lansing	Various	Various locations In Lansing	C	Resurfacing	ILL	610,000	610,000	Obligation	Maintenance	Highway
08-00-0008	State	Lombard	IL 53, Rohlwing Rd	IL 64 (North Ave) to St Charles Rd	EII	Phase II Engineering	ILL	499,281	499,281	Obligation	Expansion	Mixed
08-00-0008	State	Lombard, Glen Ellyn	IL 53, Rohlwing Rd	IL 64 (North Ave) to St Charles Rd	ROW	Land Acquisition	ILL	1,394	1,394	Obligation	Expansion	Mixed
08-00-0009	State	Downers Grove	IL 53	Ill 56 (Butterfield Rd) to Osage Ave	ROW	Land Acquisition	ILL	256,597	256,597	Obligation	Expansion	Highway
08-00-0009	State	Downers Grove	IL 53	At IL 56 (Butterfield Rd)	EII	Phase II Engineering	ILL	1,111,226	1,111,226	Obligation	Expansion	Highway
08-00-0010	State	Wheaton	IL 56 (Butterfield Rd)	Winfield Rd to Naperville Rd	EII	Phase II Engineering	ILL	88,571	88,571	Obligation	Expansion	Mixed
08-00-0060	State	Aurora, Naperville	IL 59	Ferry Rd to Aurora Ave/New York Ave	EI	Preliminary Engineering	ILL	89,000	89,000	Obligation	Expansion	Highway
08-00-0060	State	Aurora, Naperville	IL 59	Ferry Rd to Aurora Ave/New York Ave	C	Utility Adjustment	ILL	797,534	797,534	Obligation	Expansion	Highway



TIP ID	State or Local	Municipality	Location	Project Limits	Phase	Work	Fund Source	State/Local Funds (non-matching) (by Phase)	Total Project Funding (by Phase)	Obligation or MPA	Project Classification	Project Type
08-00-0060	State	Aurora, Naperville	IL 59	Ferry Rd to Aurora Ave/New York Ave	ROW	Land Acquisition	ILL	16,764,484	16,764,484	Obligation	Expansion	Highway
08-00-0060	State	Aurora, Naperville	IL 59	Ferry Rd to Aurora Ave/New York Ave	EII	Phase II Engineering	ILL	521,333	521,333	Obligation	Expansion	Highway
08-00-0060	State	Aurora, Naperville	IL 59	Diehl Rd to North Aurora Rd	C	Utility Adjustment	ILL	226,632	226,632	Obligation	Expansion	Highway
08-00-0060	State	Aurora, Naperville	IL 59	N Aurora Rd to New York St/Aurora Ave	C	Utility Adjustment	ILL	774,343	774,343	Obligation	Expansion	Highway
08-00-0060	State	Aurora, Naperville	IL 59	Ferry Rd to Diehl Rd	C	Additional Lanes, Interchange Reconstruction, Bridge Replacement, Retaining Wall, Landscaping	ILL	25,884,495	25,884,495	Obligation	Expansion	Highway
08-06-0027	State	Bensenville	IL 19 (Irving Park Rd)	At York Rd	C	RR Flagger	ILL	185,000	185,000	Obligation	Expansion	Highway
08-06-0027	State	Bensenville	IL 19 (Irving Park Rd)	At York Rd	C	RR Flagger	ILL	60,000	60,000	Obligation	Expansion	Highway
08-06-0027	State	Bensenville	IL 19 (Irving Park Rd)	At York Rd	CE	Construction Engineering	ILL	7,516,852	7,516,852	Obligation	Expansion	Highway
08-06-0027	State	Bensenville	IL 19 (Irving Park Rd)	At York Rd	EII	Phase II Engineering	ILL	487,960	487,960	Obligation	Expansion	Highway
08-06-0027	State	Bensenville	IL 19 (Irving Park Rd)	At York Rd	C	RR Relocation	ILL	7,423,068	7,423,068	Obligation	Expansion	Highway
08-06-0027	State	Bensenville	IL 19 (Irving Park Rd)	At York Rd	C	RR Relocation	ILL	5,974,154	5,974,154	Obligation	Expansion	Highway
08-06-0027	State	Bensenville	IL 19 (Irving Park Rd)	At York Rd	ROW	Land Acquisition	ILL	7,728,316	7,728,316	Obligation	Expansion	Highway
08-06-0027	State	Bensenville	IL 19 (Irving Park Rd)	At York Rd	C	Bridge (New), RR Grade Separation	ILL	18,488,185	18,488,185	Obligation	Expansion	Highway
08-06-0082	State	Burr Ridge	I-55	At County Line Rd 2.6 Mi W Of Us 45	EII	Phase II Engineering	ILL	48,073	48,073	Obligation	Maintenance	Highway
08-06-0085	State	West Chicago	IL 38 (Roosevelt Rd)	UP RR at Kautz Rd (DuPage Co Line)	C	Utility Adjustment	ILL	328,367	328,367	Obligation	Modernization	Highway
08-06-0085	State	West Chicago	IL 38 (Roosevelt Rd)	UP RR at Kautz Rd (DuPage Co Line)	ROW	Land Acquisition	ILL	2,925,907	2,925,907	Obligation	Modernization	Highway
08-06-0085	State	West Chicago	IL 38 (Roosevelt Rd)	UP RR at Kautz Rd (DuPage Co Line)	CE	Construction Engineering	ILL	1,722,742	1,722,742	Obligation	Modernization	Highway
08-08-0030	State	Lisle	IL 53, Lincoln Ave	St Joseph Creek 0.2 miles north of US 34 (Ogden Ave)	ROW	Land Acquisition	ILL	231	231	Obligation	Modernization	Highway
08-11-0001	State	Aurora	US 34 (Ogden Ave)	At Canadian National RR	EII	Phase II Engineering	ILL	317,965	317,965	Obligation	Expansion	Highway
08-11-0001	State	Aurora	US 34 (Ogden Ave)	At Canadian National RR	ROW	Land Acquisition	ILL	100,801	100,801	Obligation	Expansion	Highway
08-11-0005	State	Villa Park, Elmhurst	IL 64 (North Ave)	Villa Ave to DuPage Co Line	C	Resurfacing	ILL	773,972	773,972	Obligation	Maintenance	Highway



TIP ID	State or Local	Municipality	Location	Project Limits	Phase	Work	Fund Source	State/Local Funds (non-matching) (by Phase)	Total Project Funding (by Phase)	Obligation or MPA	Project Classification	Project Type
08-11-0006	State	Addison, Elmhurst, Bensenville, Wood Dale	IL 83 (Kingery Hwy)	IL 19 (Irving Park Rd) to IL 64 (North Ave)	C	Resurfacing	ILL	5,878,970	5,878,970	Obligation	Maintenance	Highway
08-95-0001	State	Addison	Rohlwing Rd	Army Trail Rd to IL 64 (North Ave)	C	RR Flagger	ILL	5,153	5,153	Obligation	Expansion	Highway
08-95-0001	State	Addison	Rohlwing Rd	Elgin-O'Hare Expy to Army Trail Rd	ROW	Land Acquisition	ILL	226	226	Obligation	Expansion	Highway
08-97-0010	State	Oak Brook, Oakbrook Terrace	22nd St	IL 56 (Butterfield Rd) to IL 83 (Kingery Hwy)	CE	Construction Engineering	ILL	156,463	156,463	Obligation	Expansion	Highway
08-98-0041	State	St. Charles, West Chicago	IL 64 (North Ave)	Kautz Rd to IL 59 (Ingalton Rd)	EII	Phase II Engineering	ILL	27,382	27,382	Obligation	Expansion	Highway
08-98-0041	State	St. Charles, West Chicago	IL 64 (North Ave)	Kautz Rd to IL 59 (Ingalton Rd)	ROW	Land Acquisition	ILL	252,448	252,448	Obligation	Expansion	Highway
08-Not in TIP	State	Bloomingtondale	US 20 (Lake St)	East of Roselle Rd/Bloomingtondale Rd	C	Drainage	ILL	68,392	68,392	Obligation	Maintenance	Highway
08-Not in TIP	State	N/A	Various	Various locations in North DuPage County	C	Traffic Signal Modernization, LED Installation	ILL	1,523,326	1,523,326	Obligation	Maintenance	Highway
08-Not in TIP	State	N/A	Various	Various locations in Central DuPage County	C	Traffic Signal Modernization, LED Installation	ILL	1,059,177	1,059,177	Obligation	Maintenance	Highway
08-Not in TIP	State	N/A	Various	Various locations in South DuPage County	C	Traffic Signal Modernization, LED Installation	ILL	1,223,276	1,223,276	Obligation	Maintenance	Highway
09-00-0011	State	Elgin	IL 72	At Big Timber Rd	ROW	Land Acquisition	ILL	180	180	Obligation	Maintenance	Highway
09-00-0012	State	St. Charles	IL 64 (North Ave)	7th Ave to Kautz Rd & Kautz Rd to IL 59	CE	Construction Engineering	ILL	1,264,211	1,264,211	Obligation	Modernization	Highway
09-00-0035	Local	N/A	Anderson Rd	Over UP West line, Keslinger Rd to IL 38	C	New roadway and grade separation	ILL	119,000	119,000	Obligation	Expansion	Mixed
09-02-0001	State	Oswego, Yorkville	IL 71	IL 47 to Orchard Rd	EI	Preliminary Engineering	ILL	7,456	7,456	Obligation	Expansion	Highway
09-02-0001	State	Oswego	IL 71	Orchard Rd to US 34	C	Utility Adjustment	ILL	300,000	300,000	Obligation	Expansion	Highway
09-02-0001	State	Oswego	IL 71	Orchard Rd to US 34	CE	Construction Engineering	ILL	1,944,835	1,944,835	Obligation	Expansion	Highway
09-02-0001	State	Oswego	IL 71	Orchard Rd to US 34	ROW	Land Acquisition	ILL	735,612	735,612	Obligation	Expansion	Highway
09-02-0001	State	Oswego	IL 71	Orchard Rd to US 34	ROW	Land Acquisition	ILL	714,770	714,770	Obligation	Expansion	Highway
09-02-0001	State	Oswego	IL 71	Orchard Rd to US 34	ROW	Land Acquisition	ILL	361,063	361,063	Obligation	Expansion	Highway
09-02-9008	State	N/A	I-90 (Jane Adams Tollway)	Newburg Rd to Plaza 9	C	Reconstruction, Add Lanes	TOLL	499,620,114	499,620,114	Obligation	Expansion	Highway
09-06-0037	State	St. Charles	IL 31	Ferson Creek	ROW	Land Acquisition	ILL	9,073	9,073	Obligation	Modernization	Highway



TIP ID	State or Local	Municipality	Location	Project Limits	Phase	Work	Fund Source	State/Local Funds (non-matching) (by Phase)	Total Project Funding (by Phase)	Obligation or MPA	Project Classification	Project Type
09-06-0044	State	N/A	IL 47	Virgil Ditch #2	ROW	Land Acquisition	ILL	6,615	6,615	Obligation	Modernization	Highway
09-08-0004	State	Batavia	IL 31	At Moosehart Rd	ROW	Land Acquisition	ILL	267,891	267,891	Obligation	Modernization	Highway
09-08-0004	State	Batavia	IL 31	At Moosehart Rd	C	Utility Adjustment	ILL	65,000	65,000	Obligation	Modernization	Highway
09-08-0036	Local	N/A	French Rd	Over Burlington Creek	ROW	Land Acquisition	Local	53,000	53,000	Obligation	Modernization	Highway
09-09-0040	State	Sugar Grove, Yorkville	IL 47, US 30	Cross St in Sugar Grove to Kennedy Rd North of Yorkville	EI	Preliminary Engineering	ILL	100,000	100,000	Obligation	Expansion	Highway
09-09-0060	State	N/A	US 20	At Allen Rd / Brier Hill Rd	ROW	Land Acquisition	ILL	5,486	5,486	Obligation	Modernization	Highway
09-09-0099	State	Montgomery, Yorkville	US 30	IL 47 to Albright Rd	EI	Preliminary Engineering	ILL	1,255,096	1,255,096	Obligation	Expansion	Highway
09-10-0028	State	Elgin	US 20 (Lake St)	Over Mclean Blvd	CE	Construction Engineering	ILL	3,988,846	3,988,846	Obligation	Modernization	Highway
09-10-0028	State	Elgin	US 20 (Lake St)	Over Mclean Blvd	EII	Phase II Engineering	ILL	286,960	286,960	Obligation	Modernization	Highway
09-10-0030	State	Elgin	US 20 (Lake St)	W of Randall Rd to E of Shales Parkway	EI	Preliminary Engineering	ILL	1,458,916	1,458,916	Obligation	Modernization	Highway
09-11-0001	State	Aurora	IL 56 (Butterfield Rd)	At Raddant Rd	ROW	Land Acquisition	ILL	392	392	Obligation	Modernization	Highway
09-12-0036	State	Joliet, New Lenox	I-80	Grundy Co Line to US 30 (Lincoln Hwy)	EI	Preliminary Engineering	ILL	1,705,781	1,705,781	Obligation	Expansion	Highway
09-94-0009	State	Montgomery	US 30	West of IL 31 to East of BNSF RR	CE	Construction Engineering	ILL	2,021,758	2,021,758	Obligation	Expansion	Highway
09-94-0009	State	Montgomery	US 30	West of IL 31 to East of BNSF RR	ROW	Land Acquisition	ILL	287,771	287,771	Obligation	Expansion	Highway
09-94-0009	State	Montgomery	US 30	West of IL 31 to East of BNSF RR	EII	Phase II Engineering	ILL	124,763	124,763	Obligation	Expansion	Highway
09-94-0009	State	Montgomery, Oswego	US 30	Briarcliff Rd to US 34	ROW	Land Acquisition	ILL	866,141	866,141	Obligation	Expansion	Highway
09-94-0009	State	Montgomery, Oswego	US 30	Briarcliff Rd to US 34	EII	Phase II Engineering	ILL	73,895	73,895	Obligation	Expansion	Highway
09-95-0014	Local	Carpentersville	Maple Ave	Washington St to Besinger Dr	C	Reconstruction	ILL	124,000	124,000	Obligation	Maintenance	Mixed
09-96-0017	Local	N/A	Longmeadow Pkwy Bridge Corridor	Huntley Rd to IL 62	EII	Phase II Engineering	GEN-OP	1,398,000	1,398,000	Obligation	Expansion	Highway
09-96-0017	Local	N/A	Longmeadow Pkwy Bridge Corridor	Huntley Rd to IL 62	EII	Phase II Engineering	GEN-OP	2,271,000	2,271,000	Obligation	Expansion	Highway
09-96-0017	Local	N/A	Longmeadow Pkwy Bridge Corridor	Huntley Rd to IL 62	EII	Phase II Engineering	GEN-OP	3,865,000	3,865,000	Obligation	Expansion	Highway
09-96-0017	Local	N/A	Longmeadow Pkwy Bridge Corridor	Huntley Rd to IL 62	EII	Phase II Engineering	GEN-OP	1,126,000	1,126,000	Obligation	Expansion	Highway
09-96-0018	Local	N/A	Stearns Rd	Dunham Rd to Brewster Rd	C	Utility Adjustment	ILL	449,000	449,000	Obligation	Expansion	Highway
09-96-0018	Local	N/A	Stearns Rd	Randall Rd to East of Dunham Rd	C	Construction	GEN-OP	404,000	404,000	Obligation	Expansion	Highway



TIP ID	State or Local	Municipality	Location	Project Limits	Phase	Work	Fund Source	State/Local Funds (non-matching) (by Phase)	Total Project Funding (by Phase)	Obligation or MPA	Project Classification	Project Type
09-96-0018	Local	N/A	Stearns Rd	Dunham Rd to Stearns Rd	CE	Construction Engineering	ILL	2,108,762	2,108,762	Obligation	Expansion	Highway
09-96-0018	Local	N/A	Stearns Rd	Randall Rd to East of Dunham Rd	C	Construction	ILL	824,000	824,000	Obligation	Expansion	Highway
09-Not in TIP	State	Elgin	US 20 (Lake St), Larkin Ave	Over Poplar Creek, US 20 (Villa St) and US 20 WB	C	Bridge Painting	ILL	287,313	287,313	Obligation	Maintenance	Highway
09-Not in TIP	Local	N/A	CH 77 Kirk Rd	At Giese Rd & At Chillem Drive	C	Construction	GEN-OP	50,000	50,000	Obligation	Maintenance	Highway
09-Not in TIP	Local	N/A	Orchard Rd	Over I-88	C	Construction	GEN-OP	1,067,000	1,067,000	Obligation	Maintenance	Highway
09-Not in TIP	Local	N/A	Montgomery Rd	IL 25 to Hill Ave	EI	Preliminary Engineering	GEN-OP	962,000	962,000	Obligation	Maintenance	Highway
09-Not in TIP	Local	N/A	Burlington Rd	Over Virgil Ditch #2	c	Construction	GEN-OP	544,000	544,000	Obligation	Maintenance	Highway
09-Not in TIP	Local	N/A	Keslinger Rd	Over Tributary to Mill Creek	C	Construction	GEN-OP	1,373,000	1,373,000	Obligation	Maintenance	Highway
09-Not in TIP	Local	N/A	Jericho Rd	Over Rob Roy Drainage Ditch	C	Construction	GEN-OP	492,000	492,000	Obligation	Maintenance	Highway
09-Not in TIP	Local	N/A	Randall Rd	Bricher Road to Sullivan Road	C	Construction	GEN-OP	557,000	557,000	Obligation	Maintenance	Highway
09-Not in TIP	Local	N/A	Randall Rd	Over US 20	C	Construction	GEN-OP	113,000	113,000	Obligation	Maintenance	Highway
09-Not in TIP	Local	N/A	Peplow Rd	Tributary of Union Ditch #3	EII	Phase II Engineering	GEN-OP	244,000	244,000	Obligation	Maintenance	Highway
09-Not in TIP	Local	N/A	Randall Rd	Over Tyler Creek, UP & CP RR	EII	Phase II Engineering	GEN-OP	275,000	275,000	Obligation	Maintenance	Highway
10-01-0022	State	Kildeer, Long Grove	IL 22	Quentin Rd to IL 83	EII	Phase II Engineering	ILL	1,250,000	1,250,000	Obligation	Expansion	Highway
10-02-0013	State	Mundelein, Indian Creek, Vernon Hills, Lincolnshire	US 45, Milwaukee Ave	IL 60 (Townline Rd) to IL 22	EII	Phase II Engineering	ILL	1,250,000	1,250,000	Obligation	Expansion	Highway
10-06-0048	State	Wadsworth	I-94, US 41	Wisconsin State Line to IL 173	CE	Construction Engineering	ILL	5,157,479	5,157,479	Obligation	Expansion	Highway
10-06-0048	State	Wadsworth	I-94, US 41	At Russell Rd	CE	Construction Engineering	ILL	1,004,634	1,004,634	Obligation	Expansion	Highway
10-06-0048	State	Wadsworth	I-94, US 41	Wisconsin State Line to Russell Rd	ROW	Land Acquisition	ILL	745,927	745,927	Obligation	Expansion	Highway
10-06-0048	State	Wadsworth	I-94, US 41	Wisconsin State Line to IL 173	EII	Phase II Engineering	ILL	267,706	267,706	Obligation	Expansion	Highway
10-06-0048	State	Wadsworth	I-94, US 41	Wisconsin State Line to IL 173	C	Additional Lanes, Interchange Reconstruction	ILL	5,010,000	5,010,000	Obligation	Expansion	Highway
10-06-0050	State	Gurnee	IL 132, Grand Ave	Des Plaines River	ROW	Land Acquisition	ILL	1,475	1,475	Obligation	Maintenance	Highway
10-06-0061	Local	N/A	IL 53	Lake-Cook Rd to IL 120	AA	Alternatives Analysis	TOLL	3,200,000	3,200,000	Obligation	Expansion	Highway
10-07-0001	State	Mundelein	IL 60, IL 83	IL 176 (Maple Park Ave) to EJ&E RR	EI	Preliminary Engineering	ILL	457,268	457,268	Obligation	Expansion	Highway



TIP ID	State or Local	Municipality	Location	Project Limits	Phase	Work	Fund Source	State/Local Funds (non-matching) (by Phase)	Total Project Funding (by Phase)	Obligation or MPA	Project Classification	Project Type
10-09-0024	State	Zion, Wadsworth, Beach Park, Waukegan	IL 131, Green Bay Rd	Russell Rd To Sunset Ave	EI	Preliminary Engineering	ILL	381,429	381,429	Obligation	Expansion	Highway
10-09-0111	State	Volo	US 12, IL 59, Rand Rd	At Fox Lake Rd	ROW	Land Acquisition	ILL	84,436	84,436	Obligation	Modernization	Highway
10-09-0124	State	N/A	IL 59	At Petite Lake Rd	ROW	Land Acquisition	ILL	34,820	34,820	Obligation	Modernization	Highway
10-09-0129	State	Waukegan	IL 137, Greenwood Ave	Over IL 137 (Amstutz Expy)	EII	Phase II Engineering	ILL	158,711	158,711	Obligation	Maintenance	Highway
10-11-0004	State	Volo, Wauconda	US 12, IL 59, Rand Rd	0.2 Miles South of Fish Lake Rd To Old Rand Rd E	C	Resurfacing	ILL	7,227,672	7,227,672	Obligation	Maintenance	Highway
10-11-0012	State	Mundelein, Indian Creek, Vernon Hills, Lincolnshire	US 45 (Old Half Day Rd)	IL 83 to Half Day Rd	C	Resurfacing	ILL	1,870,581	1,870,581	Obligation	Maintenance	Highway
10-11-0022	State	Old Mill Creek, Lindenhurst	US 45	IL 173 (Rosecrans Rd) to Washington St	C	Resurfacing	ILL	2,629,096	2,629,096	Obligation	Maintenance	Highway
10-11-0022	State	Old Mill Creek, Lindenhurst	US 45	IL 173 (Rosecrans Rd) to Washington St	C	Resurfacing	ILL	608,420	608,420	Obligation	Maintenance	Highway
10-11-0024	State	Antioch	IL 59	IL 173 (Channel Lake St) to Highwoods Dr	C	Resurfacing	ILL	1,162,397	1,162,397	Obligation	Maintenance	Highway
10-11-0026	State	Round Lake, Round Lake Park, Hainesville, Grayslake	IL 120 (Belvidere Rd)	Bacon Rd to Seymour Ave	C	Resurfacing	ILL	1,098,946	1,098,946	Obligation	Maintenance	Highway
10-11-0026	State	Round Lake, Volo	IL 120 (Belvidere Rd)	IL 60 to Bacon Rd	C	Resurfacing	ILL	963,133	963,133	Obligation	Maintenance	Highway
10-11-0027	State	Grayslake	IL 120 (Belvidere Rd)	0.1 Mile East of Ivanhoe Rd to Seymour Ave	C	Resurfacing	ILL	243,853	243,853	Obligation	Maintenance	Highway
10-11-0028	State	Wadsworth, Zion, Beach Park, Waukegan	IL 131, Green Bay Rd	IL 173 (Rosecrans Rd) to Sunset Ave	C	Resurfacing	ILL	1,989,276	1,989,276	Obligation	Maintenance	Highway
10-11-0029	State	Lake Bluff	IL 131, Green Bay Rd	Forest View Dr to Rockland Rd	C	Resurfacing	ILL	438,800	438,800	Obligation	Maintenance	Highway
10-11-0032	State	Antioch	IL 173 (Rosecrans Rd)	Orchard St to Deep Lake Rd	C	Resurfacing	ILL	1,784,522	1,784,522	Obligation	Maintenance	Highway
10-94-0018	Local	Grayslake, Libertyville	Peterson Rd	IL 83 to US 45	C	Widening and Resurfacing	ILL	236,700	236,700	Obligation	Expansion	Highway
10-97-0008	State	Antioch, Lake Villa	IL 83	Wisconsin State Line to Petite Lake Rd	C	RR Flagger	ILL	31,960	31,960	Obligation	Modernization	Highway



TIP ID	State or Local	Municipality	Location	Project Limits	Phase	Work	Fund Source	State/Local Funds (non-matching) (by Phase)	Total Project Funding (by Phase)	Obligation or MPA	Project Classification	Project Type
10-Not in TIP	Local	N/A	Various	Various locations in West Deerfield Township	C	Patching	ILL	42,700	42,700	Obligation	Maintenance	Highway
10-Not in TIP	Local	N/A	Various	Various locations in West Deerfield Township	EII	Phase II Engineering	ILL	3,620	3,620	Obligation	Maintenance	Highway
10-Not in TIP	Local	N/A	Various	Various locations in West Deerfield Township	CE	Construction Engineering	ILL	2,600	2,600	Obligation	Maintenance	Highway
10-Not in TIP	State	Lake Forest	US 41 (Skokie Hwy)	Over Deer path Rd	C	Erosion Control, Bridge Approach Roadway	ILL	188,291	188,291	Obligation	Maintenance	Highway
10-Not in TIP	State	N/A	Various	Various locations in SW Lake County	C	Traffic Signal Modernization, LED Installation	ILL	1,025,619	1,025,619	Obligation	Maintenance	Highway
10-Not in TIP	State	N/A	Various	Various locations in NW Lake County	C	Traffic Signal Modernization, LED Installation	ILL	514,748	514,748	Obligation	Maintenance	Highway
10-Not in TIP	State	Various	Various	Lake County	C	Removal and replacement of damaged raised reflective pavement markers and castings.	ILL	390,360	390,360	Obligation	Maintenance	Highway
10-Not in TIP	State	Gurnee	US 41 (Skokie Hwy)	At IL 132 (Under C&NW RR)	ROW	Land Acquisition	ILL	115,693	115,693	Obligation	Maintenance	Highway
11-00-0001	State	Crystal Lake	IL 31	At IL 176 (E Terra Cotta Ave) & At Terra Cotta Rd	CE	Construction Engineering	ILL	726,039	726,039	Obligation	Expansion	Highway
11-00-0201	State	Algonquin	Algonquin Bypass	IL 31 (N Jct) To IL 31 (S Jct)	ROW	Land Acquisition	ILL	277,623	277,623	Obligation	Expansion	Highway
11-00-0402	Local	Marengo	Prospect St	US 20 to IL 176	C	Reconstruction	ILL	26,245	26,245	Obligation	Modernization	Highway
11-04-0001	Local	Johnsburg	Johnsburg Rd	IL 31 to W. Chapel Hill Rd	ROW	Land Acquisition	MFT	400,000	400,000	Obligation	Modernization	Highway
11-06-0024	State	Crystal Lake	IL 176	At Smith Rd	C	Utility Adjustment	ILL	82,000	82,000	Obligation	Modernization	Highway
11-06-0024	State	Crystal Lake	IL 176	At Smith Rd	ROW	Land Acquisition	ILL	10,303	10,303	Obligation	Modernization	Highway
11-07-0014	State	Woodstock	IL 47, IL 176	Us 14 To Reed Rd	EI	Preliminary Engineering	ILL	859,461	859,461	Obligation	Expansion	Highway
11-08-0029	Local	McHenry	Hill Rd	Over North Branch of Nippersink Creek	C	Bridge Replacement	ILL	388,000	388,000	Obligation	Modernization	Highway
11-09-0004	State	N/A	US 14	Lawrence Creek Tributary 1.8 Miles south of Wisconsin State Line	ROW	Land Acquisition	ILL	6,615	6,615	Obligation	Modernization	Highway
11-09-0045	State	N/A	US 20	At Harmony Rd	ROW	Land Acquisition	ILL	32,711	32,711	Obligation	Modernization	Highway
11-10-0013	Local	McHenry	Crystal Lake Rd	Bull Valley Rd to IL 120	EI	Preliminary Engineering	MFT	120,000	120,000	Obligation	Modernization	Highway
11-10-0013	Local	McHenry	Crystal Lake Rd	Bull Valley Rd to IL 120	EII	Phase II Engineering	MFT	120,000	120,000	Obligation	Modernization	Highway
11-97-0012	State	Woodstock	US 14	Lake Shore Dr to Lucas Rd	EII	Phase II Engineering	ILL	102,725	102,725	Obligation	Expansion	Highway



TIP ID	State or Local	Municipality	Location	Project Limits	Phase	Work	Fund Source	State/Local Funds (non-matching) (by Phase)	Total Project Funding (by Phase)	Obligation or MPA	Project Classification	Project Type
11-97-0012	State	Woodstock	US 14	Lake Shore Dr to Lucas Rd	ROW	Land Acquisition	ILL	571,077	571,077	Obligation	Expansion	Highway
11-97-0012	State	Woodstock	US 14	Lake Shore Dr to Lucas Rd	ROW	Land Acquisition	ILL	552,733	552,733	Obligation	Expansion	Highway
11-97-0012	State	Crystal Lake	US 14 (Virginia St)	Lucas Rd to Crystal Lake Ave & At Ridgefield Rd	ROW	Land Acquisition	ILL	2,046,360	2,046,360	Obligation	Expansion	Highway
11-97-0012	State	Crystal Lake	US 14 (Virginia St)	Lucas Rd to Crystal Lake Ave & At Ridgefield Rd	ROW	Land Acquisition	ILL	921,222	921,222	Obligation	Expansion	Highway
11-98-0024	State	Huntley	IL 47, Vine St	Reed Rd To Kreutzer Rd	C	RR Flagger	ILL	25,754	25,754	Obligation	Expansion	Highway
11-Not in TIP	State	Various	Various	McHenry County	C	Removal and replacement of damaged raised reflective pavement markers and castings.	ILL	162,194	162,194	Obligation	Maintenance	Highway
12-00-0008	State	Frankfort, Mokena, New Lenox	US 30 (Lincoln Hwy)	William St to US 45 (96th Ave)	EII	Phase II Engineering	ILL	76,327	76,327	Obligation	Expansion	Highway
12-00-0008	State	Frankfort, Mokena, New Lenox	US 30 (Lincoln Hwy)	William St to US 45 (96th Ave)	C	Utility Adjustment	ILL	570,866	570,866	Obligation	Expansion	Highway
12-00-0008	State	Frankfort	US 30 (Lincoln Hwy)	US 45 (96th Ave) to IL 43 (Harlem Ave)	C	Utility Adjustment	ILL	255,771	255,771	Obligation	Expansion	Highway
12-00-0008	State	Frankfort	US 30 (Lincoln Hwy)	US 45 (96th Ave) to IL 43 (Harlem Ave)	CE	Construction Engineering	ILL	1,518,156	1,518,156	Obligation	Expansion	Highway
12-00-0008	State	Frankfort	US 30 (Lincoln Hwy)	US 45 (96th Ave) to IL 43 (Harlem Ave)	EII	Phase II Engineering	ILL	25,967	25,967	Obligation	Expansion	Highway
12-00-0008	State	Frankfort	US 30 (Lincoln Hwy)	US 45 (96th Ave) to IL 43 (Harlem Ave)	C	Utility Adjustment	ILL	248,359	248,359	Obligation	Expansion	Highway
12-00-0037	State	Homer Glen	143rd St	At Will-Cook Rd	C	Intersection Reconstruction	ILL	90,000	90,000	Obligation	Expansion	Highway
12-00-0037	Local	N/A	CH 37 143rd St	CH 16 Bell Rd to Will-Cook Rd	C	Construction	MFT	60,000	60,000	Obligation	Expansion	Highway
12-00-0040	State	University Park	I-57	At Stuenkel Rd	C	Wetland Mitigation	ILL	1,040,000	1,040,000	Obligation	Expansion	Highway
12-00-0040	State	University Park	I-57	At Stuenkel Rd	CE	Construction Engineering	ILL	2,500,000	2,500,000	Obligation	Expansion	Highway
12-00-0040	State	University Park	I-57	At Stuenkel Rd	ROW	Land Acquisition	ILL	3,379,084	3,379,084	Obligation	Expansion	Highway
12-00-0040	State	University Park	I-57	At Stuenkel Rd	EI	Preliminary Engineering	ILL	221,722	221,722	Obligation	Expansion	Highway
12-00-0040	State	University Park	Stuenkel Rd	I-57 to Harlem Ave	C	Reconstruction	ILL	5,886,631	5,886,631	Obligation	Expansion	Highway
12-02-9024	State	N/A	Illiana Expy	I-55 (Will Co) to I-65 (Indiana)	EI	Preliminary Engineering	ILL	19,153,241	19,153,241	Obligation	Expansion	Highway
12-02-9024	State	N/A	Illiana Expy	I-55 (Will Co) to I-65 (Indiana)	ENG	P.E. Project Managers	ILL	900,001	900,001	Obligation	Expansion	Highway
12-02-9024	State	N/A	Illiana Expy	I-55 (Will Co) to I-65 (Indiana)	EI	Preliminary Engineering	ILL	12,710,000	12,710,000	Obligation	Expansion	Highway



TIP ID	State or Local	Municipality	Location	Project Limits	Phase	Work	Fund Source	State/Local Funds (non-matching) (by Phase)	Total Project Funding (by Phase)	Obligation or MPA	Project Classification	Project Type
12-02-9024	State	N/A	Illiana Expy	I-55 (Will Co) to I-65 (Indiana)	ENG	P.E. Surveys (ROW)	ILL	190,071	190,071	Obligation	Expansion	Highway
12-02-9024	State	N/A	Illiana Expy	I-55 (Will Co) to I-65 (Indiana)	ENG	P.E. Surveys (ROW)	ILL	200,559	200,559	Obligation	Expansion	Highway
12-02-9024	State	N/A	Illiana Expy	I-55 (Will Co) to I-65 (Indiana)	ENG	P.E. Surveys (ROW)	ILL	189,420	189,420	Obligation	Expansion	Highway
12-02-9024	State	N/A	Illiana Expy	I-55 (Will Co) to I-65 (Indiana)	C	Ombudsman Agreement	ILL	90,000	90,000	Obligation	Expansion	Highway
12-02-9024	State	N/A	Illiana Expy	I-55 (Will Co) to I-65 (Indiana)	ENG	Archaeological Survey	ILL	2,000,000	2,000,000	Obligation	Expansion	Highway
12-06-0066	State	N/A	IL 171, Archer Ave	Long Run Creek	ROW	Land Acquisition	ILL	27,041	27,041	Obligation	Modernization	Highway
12-06-0066	State	N/A	IL 171, Archer Ave	Long Run Creek	EII	Phase II Engineering	ILL	684,868	684,868	Obligation	Modernization	Highway
12-07-0005	State	Bolingbrook	I-55	At Weber Rd	EI	Preliminary Engineering	ILL	223,796	223,796	Obligation	Expansion	Highway
12-08-0003	Local	N/A	CH 74 Laraway Rd	At CH 4 Cedar Road	EII	Phase II Engineering	MFT	549,000	549,000	Obligation	Modernization	Highway
12-08-0019	State	Joliet, New Lenox	I-80	Grundy Co Line to US 30 (Lincoln Hwy)	EII	Phase II Engineering	ILL	18,250	18,250	Obligation	Maintenance	Highway
12-08-0019	State	Joliet, New Lenox	I-80	Grundy Co Line to US 30 (Lincoln Hwy)	CE	Construction Engineering	ILL	109,521	109,521	Obligation	Maintenance	Highway
12-09-0010	State	New Lenox	I-80	US 30 (Lincoln Hwy) to US 45 (96th Ave)	CE	Construction Engineering	ILL	2,000,000	2,000,000	Obligation	Expansion	Highway
12-09-0010	State	New Lenox	I-80	US 30 (Lincoln Hwy) to US 45 (96th Ave)	ROW	Land Acquisition	ILL	43,543	43,543	Obligation	Expansion	Highway
12-09-0010	State	New Lenox	I-80	US 30 (Lincoln Hwy) to US 45 (96th Ave)	EII	Phase II Engineering	ILL	49,283	49,283	Obligation	Expansion	Highway
12-09-0115	State	Joliet	US 6, US 30, Jefferson St	Michigan St/Mayor Art Schultz Dr to 0.05 Mi. E of Casseday Ave	C	Resurfacing	ILL	298,309	298,309	Obligation	Maintenance	Highway
12-10-0031	State	Joliet	Richard St	5th Ave to Manhattan Rd	C	Resurfacing	ILL	549,798	549,798	Obligation	Maintenance	Highway
12-10-9001	State	Darien, Willowbrook, Burr Ridge, Indian Head Park, Countryside, Hodgkins, Summit, Forest View, Stickney, Chicago	I-55 (Stevenson Expy)	I-355 (Veterans Memorial Tollway) to I-90/94 (Dan Ryan Expy)	EI	Preliminary Engineering	ILL	850,000	850,000	Obligation	Modernization	Highway
12-11-0003	State	New Lenox	US 30 (Lincoln Hwy)	I-80 To 0.1 Miles East of Church St	C	Resurfacing	ILL	875,757	875,757	Obligation	Maintenance	Highway
12-11-0005	State	Joliet	US 52	Joyce Ave to Raynor Ave	C	Resurfacing	ILL	1,664,122	1,664,122	Obligation	Maintenance	Highway
12-11-0006	State	University Park	IL 50 (Cicero Ave)	Steger Rd to Governors Hwy	C	Resurfacing	ILL	1,024,405	1,024,405	Obligation	Maintenance	Highway
12-11-0010	State	Manhattan	Manhattan-Monee Rd	School House Rd to Center St	C	Resurfacing	ILL	1,829,188	1,829,188	Obligation	Maintenance	Highway



TIP ID	State or Local	Municipality	Location	Project Limits	Phase	Work	Fund Source	State/Local Funds (non-matching) (by Phase)	Total Project Funding (by Phase)	Obligation or MPA	Project Classification	Project Type
12-11-0010	State	Manhattan	Manhattan-Monee Rd	School House Rd to Center St	C	Resurfacing	ILL	1,829,188	1,829,188	Obligation	Maintenance	Highway
12-11-0015	State	Joliet	US 6, IL 53, Scott St	Washington St to Chicago St (NB Couplet)	C	Resurfacing	ILL	569,992	569,992	Obligation	Maintenance	Highway
12-11-0016	State	Frankfort	US 45, 96th Ave/LaGrange	South of Sager Rd to Stuenkel Rd	C	Resurfacing	ILL	679,997	679,997	Obligation	Maintenance	Highway
12-11-0017	State	Romeoville, Lockport	IL 53 (Independence Blvd)	Belmont Dr to IL 7 (Renwick Rd)	C	Resurfacing	ILL	2,280,059	2,280,059	Obligation	Modernization	Highway
12-11-0018	State	Joliet	US 6, IL 53	Jackson St to Osgood St	C	Resurfacing	ILL	448,298	448,298	Obligation	Maintenance	Highway
12-11-0020	State	Crete	IL 394 (Calumet Expy)	Steger Rd to South of Elms Court Ln	C	Resurfacing	ILL	7,227,658	7,227,658	Obligation	Maintenance	Highway
12-11-0022	State	Elwood	IL 53 (Chicago Ave)	At Culvert North of Abandoned Arsenal Railroad South of Hoff Rd	C	Miscellaneous	ILL	100,000	100,000	Obligation	Maintenance	Highway
12-11-0049	Local	N/A	IL 50 (Cicero Ave)	At Corning Ave	EI	Preliminary Engineering	ILL	24,000	24,000	Obligation	Modernization	Mixed
12-12-0010	State	N/A	US 6 (Southwest Hwy)	At Parker Rd	ROW	Land Acquisition	ILL	5,402	5,402	Obligation	Maintenance	Highway
12-12-0011	State	N/A	I-55	Over Des Plaines River	C	Bridge Repair	ILL	7,650,285	7,650,285	Obligation	Maintenance	Highway
12-12-0026	State	Wilmington	IL 53 (Baltimore St)	Forked Creek to Kankakee St	C	Resurfacing	ILL	312,049	312,049	Obligation	Maintenance	Highway
12-12-0027	State	Joliet	US 52, US 6, IL 53, US 30	Movable Bridges In Joliet Area	C	Bridge Office Exterior Work	ILL	379,638	379,638	Obligation	Maintenance	Other
12-12-0032	State	Joliet	US 30, Cass St, Center St	US 6 (Collins St) to US 30 (Jefferson St)	C	Resurfacing	ILL	535,497	535,497	Obligation	Maintenance	Highway
12-12-0033	Local	N/A	Weber Rd	135th St/Romeo Rd to Airport Road/Lockport Road	EI	Preliminary Engineering	MFT	1,500,000	1,500,000	Obligation	Expansion	Highway
12-12-0034	State	Joliet	US 52, US 6, IL 53, US 30	Moveable Bridges In Joliet Area	EII	Phase II Engineering	ILL	982,338	982,338	Obligation	Maintenance	Highway
12-12-0034	State	Joliet	US 52, US 6, IL 53, US 30	Movable Bridges In Joliet Area	CE	Construction Engineering	ILL	400,000	400,000	Obligation	Maintenance	Highway
12-13-0004	Local	N/A	CH 74 Laraway Rd	US 52 to IL 43 Harlem Ave	EI	Preliminary Engineering	MFT	1,852,000	1,852,000	Obligation	Expansion	Highway
12-13-0015	Local	Wilmington	South Arsenal Rd	IL 53	C	Intersection Improvement	ILL	3,012,136	3,012,136	Obligation	Modernization	Highway
12-13-0015	Local	Wilmington	South Arsenal Rd	IL 53	EII	Phase II Engineering	ILL	301,213	301,213	Obligation	Modernization	Highway
12-13-0015	Local	Wilmington	South Arsenal Rd	IL 53	CE	Construction Engineering	ILL	271,092	271,092	Obligation	Modernization	Highway
12-97-0002	State	Plainfield, Joliet	US 30 (Lincoln Hwy)	IL 59 (Division St) to North of I-55	ROW	Land Acquisition	ILL	400,855	400,855	Obligation	Expansion	Highway
12-97-0002	State	Plainfield, Joliet	US 30 (Lincoln Hwy)	IL 59 (Division St) to North of I-55	C	Utility Adjustment	ILL	20,000	20,000	Obligation	Expansion	Highway
12-97-0002	State	Plainfield, Joliet	US 30 (Lincoln Hwy)	IL 59 (Division St) to North of I-55	EII	Phase II Engineering	ILL	925,607	925,607	Obligation	Expansion	Highway
12-97-0006	State	N/A	IL 7, 159th St	I-355 (Veterans Memorial Tollway) to Will-Cook Rd	ROW	Land Acquisition	ILL	2,276,290	2,276,290	Obligation	Expansion	Highway



TIP ID	State or Local	Municipality	Location	Project Limits	Phase	Work	Fund Source	State/Local Funds (non-matching) (by Phase)	Total Project Funding (by Phase)	Obligation or MPA	Project Classification	Project Type
12-97-0006	State	N/A	IL 7, 159th St	I-355 (Veterans Memorial Tollway) to Will-Cook Rd	EII	Phase II Engineering	ILL	2,080,169	2,080,169	Obligation	Expansion	Highway
12-97-0027	State	Joliet	I-55	I-80 To US 30 (Plainfield Rd)	CE	Construction Engineering	ILL	144,913	144,913	Obligation	Expansion	Highway
12-97-0027	State	Joliet	I-55	US 30 (Plainfield Rd) to Weber Rd	CE	Construction Engineering	ILL	217,868	217,868	Obligation	Expansion	Highway
12-98-0008	State	N/A	I-55	At Arsenal Rd	CE	Construction Engineering	ILL	500,000	500,000	Obligation	Modernization	Highway
12-Not in TIP	State	Bolingbrook	I-55	135th St to Weber Rd	ROW	Jurisdictional Transfer	ILL	1,012,600	1,012,600	Obligation	Maintenance	Highway
12-Not in TIP	State	Manhattan	Manhattan-Monee Rd	US 52 (State St) to 0.1 Mile East of Brynn Dr	C	Resurfacing	ILL	1,145,000	1,145,000	Obligation	Maintenance	Highway
12-Not in TIP	State	N/A	Various	Various locations in Will County	C	Traffic Signal Modernization, LED Installation	ILL	487,614	487,614	Obligation	Maintenance	Highway
12-Not in TIP	State	Mokena	US 45	US 45 (Lagrange Ave) to US 45 South of I-80	C	Slope Stabilization, Guardrail	ILL	300,000	300,000	Obligation	Maintenance	Highway
12-Not in TIP	State	Bolingbrook, Joliet	Various	Various locations in Joliet & Bolingbrook - Will County	C	Traffic Signal Modernization, LED Installation	ILL	746,522	746,522	Obligation	Maintenance	Highway
12-Not in TIP	State	N/A	Various	Various locations in Will County	C	Traffic Signal Modernization, LED Installation	ILL	399,443	399,443	Obligation	Maintenance	Highway
12-Not in TIP	State	Various	Various	Will County	C	Removal and replacement of damaged raised reflective pavement markers and castings.	ILL	299,630	299,630	Obligation	Maintenance	Highway
12-Not in TIP	Local	N/A	CH 8 Deselm Road	IL 102 To Will-Kankakee County Line	EII	Phase II Engineering	Local	23,000	23,000	Obligation	Maintenance	Highway
12-Not in TIP	Local	N/A	CH 17 West Frontage Road	Over North Branch Grant Creek	EII	Phase II Engineering	Local	130,000	130,000	Obligation	Maintenance	Highway
12-Not in TIP	Local	N/A	CH 25 Wilmington-Peotone Road	Over South Branch Forked Creek	EII	Phase II Engineering	Local	95,000	95,000	Obligation	Maintenance	Highway
12-Not in TIP	Local	N/A	CH 16 Bell Road	159th St to 151st St	EII	Phase II Engineering	Local	1,035,000	1,035,000	Obligation	Maintenance	Highway
12-Not in TIP	Local	N/A	CH 74 Laraway Rd	Over West Fork, East Branch of Hickory Creek	EII	Phase II Engineering	Local	30,000	30,000	Obligation	Maintenance	Highway
12-Not in TIP	Local	N/A	CH 74 Laraway Rd	Over West Fork, East Branch of Hickory Creek	C	Construction	Local	72,000	72,000	Obligation	Maintenance	Highway
12-Not in TIP	Local	N/A	CH 24 Peotone-Beecher Road	Over Exline Slough	EII	Phase II Engineering	Local	270,000	270,000	Obligation	Maintenance	Highway
12-Not in TIP	Local	N/A	CH 74 Laraway Rd	At Spencer Road	EII	Phase II Engineering	Local	147,000	147,000	Obligation	Maintenance	Highway
12-Not in TIP	Local	N/A	CH 6 Manhattan-Monee Rd	At 88th Avenue	C	Construction	Local	1,440,000	1,440,000	Obligation	Maintenance	Highway
12-Not in TIP	Local	N/A	CH 6 Manhattan-Monee Rd	At Egyptian Trail	C	Construction	Local	580,000	580,000	Obligation	Maintenance	Highway
12-Not in TIP	Local	N/A	CH 17 Manhattan-Arsenal Rd	Over Jackson Creek	C	Construction	Local	980,000	980,000	Obligation	Maintenance	Highway



TIP ID	State or Local	Municipality	Location	Project Limits	Phase	Work	Fund Source	State/Local Funds (non-matching) (by Phase)	Total Project Funding (by Phase)	Obligation or MPA	Project Classification	Project Type
13-12-0013	State	North Aurora, Aurora	IL 56 (Butterfield Rd)	Mitchell Rd / Hart Rd to Farnsworth Ave / Kirk Rd	C	Resurfacing	ILL	458,069	458,069	Obligation	Modernization	Highway
13-13-0020	State	Various	Lake County	Eastern Lake County	C	Resurfacing	ILL	2,444,772	2,444,772	Obligation	Maintenance	Highway
13-13-0020	State	Various	Lake and McHenry Co	Western Lake and McHenry County	C	Resurfacing	ILL	634,582	634,582	Obligation	Maintenance	Highway
13-13-0020	State	Various	Kane County	Various	C	Resurfacing	ILL	1,910,746	1,910,746	Obligation	Maintenance	Highway
13-13-0020	State	Various	Will County	Various	C	Resurfacing	ILL	588,471	588,471	Obligation	Maintenance	Highway
13-13-0020	State	Various	Northern Cook County	Various	C	Resurfacing	ILL	1,682,764	1,682,764	Obligation	Maintenance	Highway
13-13-0020	State	Various	Cook County	Various	C	Resurfacing	ILL	379,574	379,574	Obligation	Maintenance	Highway
13-13-0020	State	Various	Southern Cook County/Will County	Various	C	Resurfacing	ILL	776,971	776,971	Obligation	Maintenance	Highway
13-Not in TIP	State	N/A	Various	Prairie View Rest Area	C	Rest Area Improvement - Upgrade Hvac Systems	ILL	26,900	26,900	Obligation	Maintenance	Highway
13-Not in TIP	State	N/A	Various	District-wide	EI	Preliminary Engineering	ILL	1,000,000	1,000,000	Obligation	Maintenance	Highway
13-Not in TIP	State	N/A	Various	District-wide	CE	Construction Engineering	ILL	750,001	750,001	Obligation	Maintenance	Highway
13-Not in TIP	State	N/A	Various	Districtwide	ENG	P.E. Project Managers	ILL	1,300,000	1,300,000	Obligation	Maintenance	Highway
13-Not in TIP	State	N/A	Various	Districtwide	ENG	P.E. Project Managers	ILL	249,999	249,999	Obligation	Maintenance	Highway
13-Not in TIP	State	N/A	Various	Districtwide	ENG	P.E. (Bridge Inspection)	ILL	400,000	400,000	Obligation	Maintenance	Highway
13-Not in TIP	State	N/A	Various	Districtwide	ENG	P.E. Project Managers	ILL	700,000	700,000	Obligation	Maintenance	Highway
13-Not in TIP	State	N/A	Various	Districtwide	ENG	Materials Testing	ILL	1,000,000	1,000,000	Obligation	Maintenance	Highway
13-Not in TIP	State	N/A	Various	Structure Plan Preparation	EII	Phase II Engineering	ILL	750,000	750,000	Obligation	Maintenance	Highway
13-Not in TIP	Local	Schiller Park	Various	Various Road Improvements In Schiller Park	C	Construction	ILL	100,000	100,000	Obligation	Maintenance	Highway
13-Not in TIP	State	N/A	Various	Land Acquisition Consultant	ENG	P.E. Project Managers	ILL	501,000	501,000	Obligation	Maintenance	Highway
13-Not in TIP	State	N/A	Various	Districtwide	CE	Construction Engineering	ILL	500,000	500,000	Obligation	Maintenance	Highway
13-Not in TIP	State	N/A	Various	Districtwide	EI	Preliminary Engineering	ILL	300,000	300,000	Obligation	Maintenance	Highway
13-Not in TIP	State	N/A	Various	Districtwide	EI	Preliminary Engineering	ILL	500,000	500,000	Obligation	Maintenance	Highway
13-Not in TIP	State	N/A	Various	Districtwide	CE	Construction Engineering	ILL	249,999	249,999	Obligation	Maintenance	Highway
13-Not in TIP	State	N/A	Various	Districtwide	ENG	P.E. Project Managers	ILL	360,000	360,000	Obligation	Maintenance	Highway
13-Not in TIP	State	N/A	Various	Districtwide	ENG	P.E. Surveys (ROW)	ILL	300,000	300,000	Obligation	Maintenance	Highway



TIP ID	State or Local	Municipality	Location	Project Limits	Phase	Work	Fund Source	State/Local Funds (non-matching) (by Phase)	Total Project Funding (by Phase)	Obligation or MPA	Project Classification	Project Type
13-Not in TIP	State	N/A	Various	Districtwide	ENG	P.E. Surveys (ROW)	ILL	300,000	300,000	Obligation	Maintenance	Highway
13-Not in TIP	State	N/A	Various	Districtwide	EI	Preliminary Engineering	ILL	400,000	400,000	Obligation	Maintenance	Highway
13-Not in TIP	State	N/A	Various	Districtwide	EI	Preliminary Engineering	ILL	800,000	800,000	Obligation	Maintenance	Highway
13-Not in TIP	State	N/A	Various	Districtwide	CE	Construction Engineering	ILL	500,000	500,000	Obligation	Maintenance	Highway
13-Not in TIP	State	N/A	Various	Districtwide	CE	Construction Engineering	ILL	200,000	200,000	Obligation	Maintenance	Highway
13-Not in TIP	State	N/A	Various	Districtwide	CE	Construction Engineering	ILL	110,000	110,000	Obligation	Maintenance	Highway
13-Not in TIP	State	N/A	Various	Various locations Cable Barrier Repair	C	Median Cable	ILL	226,581	226,581	Obligation	Maintenance	Highway
13-Not in TIP	State	Various	Various	D1 App Paint Pvt Mkg 13-21	C	Pavement Marking	ILL	377,500	377,500	Obligation	Maintenance	Highway
13-Not in TIP	State	Various	Various	D1 App Paint Pvt Mkg 13-22	C	Pavement Marking	ILL	360,000	360,000	Obligation	Maintenance	Highway
13-Not in TIP	State	Various	Various	D1 App Paint Pvt Mkg 13-23	C	Pavement Marking	ILL	600,000	600,000	Obligation	Maintenance	Highway
13-Not in TIP	State	Various	Various	D-1 Grvd Int Pvmnt Mrk 13-25	C	Pavement Marking	ILL	549,991	549,991	Obligation	Maintenance	Highway
13-Not in TIP	State	Various	Various	D1 Grvd Int Pvmnt Mrk 14-07	C	Pavement Marking	ILL	542,462	542,462	Obligation	Maintenance	Highway
13-Not in TIP	State	Various	Various	D1 H-T Pvmnt Mrk Rpr 13-19	C	Pavement Marking	ILL	651,155	651,155	Obligation	Maintenance	Highway
13-Not in TIP	State	Various	Various	D1 H-T Pvmnt Mrk Rpr 14-01	C	Pavement Marking	ILL	617,813	617,813	Obligation	Maintenance	Highway
13-Not in TIP	State	Various	Various	D1 H-T Pvmnt Mrk Rpr 14-08	C	Pavement Marking	ILL	558,750	558,750	Obligation	Maintenance	Highway
13-Not in TIP	State	Various	Various	D-1 Paint Pvt Mrk 13-24	C	Pavement Marking	ILL	643,425	643,425	Obligation	Maintenance	Highway
13-Not in TIP	State	Various	Various	D1 Pvmnt Mkg 13-20	C	Pavement Marking	ILL	526,660	526,660	Obligation	Maintenance	Highway
13-Not in TIP	State	Various	Various	D1 H-T Pvmnt Mkg 14-02	C	Pavement Marking	ILL	509,500	509,500	Obligation	Maintenance	Highway
13-Not in TIP	State	Various	Various	D-1 Reflector Repl 2013-26	C	Raised Pavement Markers	ILL	668,021	668,021	Obligation	Maintenance	Highway
13-Not in TIP	State	Various	Various	D-1 Reflector Repl 2013-27	C	Raised Pavement Markers	ILL	666,980	666,980	Obligation	Maintenance	Highway
13-Not in TIP	State	Various	Various	D-1 Reflector Repl 2013-30	C	Raised Pavement Markers	ILL	857,110	857,110	Obligation	Maintenance	Highway
13-Not in TIP	State	Various	Various	D-1 Reflector Repl 2013-31	C	Raised Pavement Markers	ILL	441,214	441,214	Obligation	Maintenance	Highway
13-Not in TIP	State	N/A	Various	Various Sign Installation & Repair	C	Sign Maintenance, Signing (New)	ILL	620,260	620,260	Obligation	Maintenance	Highway
13-Not in TIP	State	N/A	Various	Various locations (Landscape Repair)	C	Landscaping	ILL	109,120	109,120	Obligation	Maintenance	Highway



TIP ID	State or Local	Municipality	Location	Project Limits	Phase	Work	Fund Source	State/Local Funds (non-matching) (by Phase)	Total Project Funding (by Phase)	Obligation or MPA	Project Classification	Project Type
13-Not in TIP	State	Chicago, Des Plaines, Itasca, Maywood, Melrose Park, Northbrook, Palatine, Rosemont	Various	Various locations	C	Miscellaneous	ILL	495,770	495,770	Obligation	Maintenance	Highway
13-Not in TIP	State	N/A	Various	Various locations South	C	Fencing	ILL	321,614	321,614	Obligation	Maintenance	Highway
13-Not in TIP	State	N/A	Various	Various locations North	C	Fencing	ILL	217,646	217,646	Obligation	Maintenance	Highway
13-Not in TIP	State	N/A	Various	Various locations South	C	Guardrail	ILL	530,823	530,823	Obligation	Maintenance	Highway
13-Not in TIP	State	N/A	Various	Various locations North	C	Guardrail	ILL	511,479	511,479	Obligation	Maintenance	Highway
13-Not in TIP	State	Lincolnwood, Berkeley, Maywood	I-94/I-290	Various locations (Permanent Protective Shielding)	C	Miscellaneous	ILL	147,955	147,955	Obligation	Maintenance	Highway
13-Not in TIP	State	N/A	Various	Various Structures (North)	C	Bridge Repair	ILL	216,621	216,621	Obligation	Maintenance	Highway
13-Not in TIP	State	Itasca	I-290, IL 53	At Various locations	C	Bridge Repair	ILL	550,635	550,635	Obligation	Maintenance	Highway
13-Not in TIP	State	N/A	Various	Various locations	C	Median Cable Repair	ILL	62,163	62,163	Obligation	Maintenance	Highway
13-Not in TIP	State	N/A	Various	Various locations	C	Tree Removal	ILL	233,150	233,150	Obligation	Maintenance	Highway
13-Not in TIP	State	N/A	Various	Various locations North (Mowing)	C	Landscaping	ILL	182,400	182,400	Obligation	Maintenance	Highway
13-Not in TIP	State	N/A	Various	Various locations South (Mowing)	C	Landscaping	ILL	274,458	274,458	Obligation	Maintenance	Highway
13-Not in TIP	State	Thornton, Worth, Chicago Heights, Markham, Country Club Hills, Chicago Ridge	Various	Various locations	C	Bridge Painting	ILL	323,955	323,955	Obligation	Maintenance	Highway
13-Not in TIP	State	N/A	Various	Various locations	C	Bridge Painting	ILL	519,843	519,843	Obligation	Maintenance	Highway
13-Not in TIP	State	N/A	Various	Various locations (Weed Control)	C	Landscaping	ILL	249,280	249,280	Obligation	Maintenance	Highway
13-Not in TIP	State	Various	Various	Various locations in Cook County	C	Light Emitting Diode (LED) Installation	ILL	514,748	514,748	Obligation	Maintenance	Highway
13-Not in TIP	State	Various	Various	Various locations in Cook County	C	Light Emitting Diode (LED) Installation	ILL	1,265,556	1,265,556	Obligation	Maintenance	Highway



TIP ID	State or Local	Municipality	Location	Project Limits	Phase	Work	Fund Source	State/Local Funds (non-matching) (by Phase)	Total Project Funding (by Phase)	Obligation or MPA	Project Classification	Project Type
13-Not in TIP	State	Various	Various	45 locations in NW Cook County	C	Light Emitting Diode (LED) Installation	ILL	1,523,326	1,523,326	Obligation	Maintenance	Highway
13-Not in TIP	State	Various	Various	45 locations in NW Cook County	C	Light Emitting Diode (LED) Installation	ILL	631,111	631,111	Obligation	Maintenance	Highway
13-Not in TIP	State	Various	Various	Various State maintained expressways and arterial routes in the District.	C	Temporary traffic control setup for maintenance and traffic repairs.	ILL	936,300	936,300	Obligation	Maintenance	Highway
13-Not in TIP	State	Various	Various	49 locations in NW Cook County	C	LED Installation, Traffic Signal Modernization.	ILL	1,059,177	1,059,177	Obligation	Maintenance	Highway
13-Not in TIP	State	Various	Various	49 locations in NW Cook County	C	LED Installation, Traffic Signal Modernization.	ILL	675,000	675,000	Obligation	Maintenance	Highway
13-Not in TIP	State	Various	District 1	Various	C	Removal and replacement of damaged raised reflective pavement markers and castings.	ILL	1,853,693	1,853,693	Obligation	Maintenance	Highway
13-Not in TIP	State	Various	Various	Northern Cook County	C	Removal and replacement of damaged raised reflective pavement markers and castings.	ILL	1,111,242	1,111,242	Obligation	Maintenance	Highway
13-Not in TIP	State	Various	Various	Southern Cook County	C	Removal and replacement of damaged raised reflective pavement markers and castings.	ILL	1,074,929	1,074,929	Obligation	Maintenance	Highway
13-Not in TIP	State	N/A	Various	Districtwide Various Signals	EII	Phase II Engineering	ILL	200,000	200,000	Obligation	Maintenance	Highway
13-Not in TIP	State	N/A	Various	Districtwide Various Signals	EII	Phase II Engineering	ILL	375,000	375,000	Obligation	Maintenance	Highway
13-Not in TIP	State	N/A	Various	Districtwide Various Signals	EII	Phase II Engineering	ILL	300,000	300,000	Obligation	Maintenance	Highway
13-Not in TIP	State	N/A	Various	Districtwide	EI	Preliminary Engineering	ILL	375,000	375,000	Obligation	Maintenance	Highway
13-Not in TIP	State	N/A	Various	Districtwide	EII	Phase II Engineering	ILL	400,000	400,000	Obligation	Maintenance	Highway



Transit Projects

This section is comprised of transit projects that had expenditures in FFY 2013. The information contained in this section is supplied to CMAP by the Chicago Transit Authority (CTA), the Chicago Department of Transportation (CDOT), Metra, Pace, and the Regional Transportation Authority (RTA). As with the previous sections, the projects are sorted by TIP ID, which corresponds to each transit agency (see [Appendix 3](#)), and there is a separate line item for each phase or fund source. The number of transit projects is significantly less than the number of road projects because the transit agencies often group a program of related projects into single entry in the TIP. For example, a single TIP entry for “station improvements” may include the rehabilitation of dozens of stations along various rail lines. All of the transit projects in this section had implementation for a phase due to the grouping, and some projects had more than one phase of implementation or more than one fund source because the various grouped projects may be awarded or obligated over time.



Table 3. FFY13 Transit Funded Project Phases

TIP ID	Agency	Work (description)	Rail/Bus or Location	Fund Source	Federal Amount	Matching Funds	Toll Credit Match	State/Local Funds (non-matching) (by Phase)	Service Board Funds (RTA, CTA, Metra, Pace)	Total Funds	Mode	Project Classification	Type
01-10-0004	CDOT	Diesel Particulate Filter Retrofit for CTA Buses	Bus	CMAQ	2,384,000	596,000	No	0	0	2,980,000	Bus	Modernization	Transit
01-10-0038	CDOT	East-West Corridor BRT	Bus	5309C	2,270,000	567,000	No	0	0	2,837,000	Bus	Expansion	Transit
01-13-0015	CDOT	Cermak - Green Line Station	Rail	TIF	0	0	No	42,000,000	0	42,000,000	Rail	Expansion	Transit
08-05-0002	RTA	DuPage County Transit Service Marketing	DuPage County	CMAQ	480,000	120,000	No	0	0	600,000	Other	Modernization	Transit
08-13-0003	RTA	DuPage County Transportation at Work	DuPage County	JARC	261,500	261,500	No	0	0	523,000	Bus	Modernization	Transit
13-13-0002	CTA	Funds will be used to create guides about rail station elements and accessible routes for customers who are blind or have visual impairments.	Systemwide	NEWF	43,230	9,825	No	0	0	53,055	Rail	Modernization	Transit
13-13-0002	RTA	CTA Rail Station Guides for CTA customers who are blind.	Rail	NEWF	43,000	10,000	No	0	0	53,000	Rail	Modernization	Transit
13-13-0003	RTA	Metra Visual Information System at Non-key ADA Metra stations	Rail	NEWF	300,000	75,000	No	0	0	375,000	Rail	Modernization	Transit
13-13-0005	RTA	Pace I-90 Expansion of Services	Bus	JARC	671,000	671,000	No	0	0	1,342,000	Bus	Modernization	Transit
13-13-0006	RTA	Pace Call Center	Bus	JARC	2,747,000	686,000	No	0	0	3,433,000	Bus	Modernization	Transit
13-13-0007	RTA	Pace Call Center	Bus	NEWF	1,242,000	311,000	No	0	0	1,553,000	Bus	Modernization	Transit
13-13-0008	RTA	Community Based Ride to Work at DuPage County	Bus	JARC	321,000	321,000	No	0	0	642,000	Bus	Modernization	Transit
13-13-0009	RTA	Chicago-Taxi wheelchair accessible vehicle reimbursement program.	Chicago	NEWF	1,772,000	443,000	No	0	0	2,215,000	Other	Modernization	Transit
13-13-0010	RTA	Volunteer Express	Bus	NEWF	13,000	0	Yes	0	0	13,000	Other	Modernization	Transit
13-13-0011	RTA	Ways to Work Program	Bus	JARC	384,000	294,000	No	0	0	678,000	Bus	Modernization	Transit
13-13-0012	RTA	Ride-in-Kane Dial-a-Ride	Bus	JARC	1,236,000	1,211,000	No	0	0	2,447,000	Bus	Modernization	Transit

TIP ID	Agency	Work (description)	Rail/Bus or Location	Fund Source	Federal Amount	Matching Funds	Toll Credit Match	State/Local Funds (non-matching) (by Phase)	Service Board Funds (RTA, CTA, Metra, Pace)	Total Funds	Mode	Project Classification	Type
13-13-0012	RTA	Ride-in-Kane Dial-a-Ride	Bus	NEWF	998,000	978,000	No	0	0	1,976,000	Bus	Modernization	Transit
13-13-0014	RTA	RTA Program Administration	Systemwide	NEWF	69,682	0	No	0	0	69,682	Other	Maintenance	Transit
16-00-0004	CTA	Funding will provide for New Flyer bus overhaul that includes major components.	Systemwide	5307	5,441,961	0	Yes	0	0	5,441,961	Bus	Maintenance	Transit
16-00-0004	CTA	Design and review specification of bus overhaul parts and equipment	Systemwide	5339	2,730,000	0	Yes	0	0	2,730,000	Bus	Maintenance	Transit
16-00-0004	CTA	Perform Mid-life Bus Overhaul	Systemwide	ILLT	0	0	No	50,000	0	50,000	Bus	Maintenance	Transit
16-00-0006	CTA	Perform Rail car Overhaul & Mid-life Rehab	Systemwide	RTA	0	0	No	0	50,000	50,000	Rail	Maintenance	Transit
16-01-0008	CTA	Project administration supports a variety of tasks necessary to administer the project.	Systemwide	5307	4,453,366	0	Yes	0	0	4,453,366	Other	Maintenance	Transit
16-01-0008	CTA	Program management consultant	Systemwide	5337	2,236,634	0	Yes	0	0	2,236,634	Other	Maintenance	Transit
16-02-0004	CTA	Rehab Wilson station	Red Line - Wilson Ave Station	RTA	0	0	No	0	169,959,391	169,959,391	Rail	Modernization	Transit
16-02-0004	CTA	Rehab North Red Line stations	Red Line - Sheridan Rd Station	RTA	0	0	No	0	24,000,000	24,000,000	Rail	Modernization	Transit
16-02-0004	CTA	Rehabilitate Rail Station	Systemwide	5309B	15,000,000	0	Yes	0	0	15,000,000	Rail	Modernization	Transit
16-02-0004	CTA	Upgrades on Morse and Granville stations	Red Line - Harrison St Station	TIF	0	0	No	0	10,000,000	10,000,000	Rail	Modernization	Transit
16-02-0004	CTA	Provide for debt service and the cost of issuance of bonds, notes and other indebtedness incurred by the CTA	Systemwide	5337	3,060,477	0	Yes	0	0	3,060,477	Rail	Modernization	Transit
16-02-0004	CTA	Rehab rail stations	Systemwide	NSF	0	0	No	0	281,500	281,500	Rail	Modernization	Transit
16-03-0011	CTA	Implement Security & Communication Projects	Systemwide	HLS	7,280,350	0	Yes	0	0	7,280,350	Mixed	Maintenance	Transit



TIP ID	Agency	Work (description)	Rail/Bus or Location	Fund Source	Federal Amount	Matching Funds	Toll Credit Match	State/Local Funds (non-matching) (by Phase)	Service Board Funds (RTA, CTA, Metra, Pace)	Total Funds	Mode	Project Classification	Type
16-03-0014	CTA	Provide for debt service and the cost of issuance of bonds, notes and other indebtedness incurred by the CTA	Systemwide	5337	32,976,650	0	Yes	0	0	32,976,650	Mixed	Maintenance	Transit
16-03-0014	CTA	Provide for debt service and the cost of issuance of bonds, notes and other indebtedness incurred by the CTA	Systemwide	5307	26,085,000	0	Yes	0	0	26,085,000	Mixed	Maintenance	Transit
16-03-0014	CTA	Provide for debt service and the cost of issuance of bonds, notes and other indebtedness incurred by the CTA	Systemwide	5307	10,395,000	0	Yes	0	0	10,395,000	Mixed	Maintenance	Transit
16-03-0014	CTA	Provide for debt service and the cost of issuance of bonds, notes and other indebtedness incurred by the CTA	Systemwide	5307	8,846,001	0	Yes	0	0	8,846,001	Mixed	Maintenance	Transit
16-03-0014	CTA	Provide for debt service and the cost of issuance of bonds, notes and other indebtedness incurred by the CTA	Systemwide	5337	8,150,000	0	Yes	0	0	8,150,000	Mixed	Maintenance	Transit
16-03-0014	CTA	Provide for debt service and the cost of issuance of bonds, notes and other indebtedness incurred by the CTA	Systemwide	5337	7,891,275	0	Yes	0	0	7,891,275	Mixed	Maintenance	Transit
16-03-0014	CTA	Provide for debt service and the cost of issuance of bonds, notes and other indebtedness incurred by the CTA	Systemwide	5337	7,122,378	0	Yes	0	0	7,122,378	Mixed	Maintenance	Transit
16-03-0014	CTA	Provide for debt service and the cost of issuance of bonds, notes and other indebtedness incurred by the CTA	Systemwide	5337	7,060,000	0	Yes	0	0	7,060,000	Mixed	Maintenance	Transit
16-03-0014	CTA	Provide for debt service and the cost of issuance of bonds, notes and other indebtedness incurred by the CTA	Systemwide	5337	6,361,612	0	Yes	0	0	6,361,612	Mixed	Maintenance	Transit
16-03-0014	CTA	Provide for debt service and the cost of issuance of bonds, notes and other indebtedness incurred by the CTA	Systemwide	5307	5,250,000	0	Yes	0	0	5,250,000	Mixed	Maintenance	Transit



TIP ID	Agency	Work (description)	Rail/Bus or Location	Fund Source	Federal Amount	Matching Funds	Toll Credit Match	State/Local Funds (non-matching) (by Phase)	Service Board Funds (RTA, CTA, Metra, Pace)	Total Funds	Mode	Project Classification	Type
		by the CTA											
16-03-0014	CTA	Provide for debt service and the cost of issuance of bonds, notes and other indebtedness incurred by the CTA	Systemwide	5307	4,004,850	0	Yes	0	0	4,004,850	Mixed	Maintenance	Transit
16-03-0014	CTA	Provide for debt service and the cost of issuance of bonds, notes and other indebtedness incurred by the CTA	Systemwide	5307	3,194,750	0	Yes	0	0	3,194,750	Mixed	Maintenance	Transit
16-03-0014	CTA	Provide for debt service and the cost of issuance of bonds, notes and other indebtedness incurred by the CTA	Systemwide	5337	1,341,000	0	Yes	0	0	1,341,000	Mixed	Maintenance	Transit
16-03-0014	CTA	Provide for debt service and the cost of issuance of bonds, notes and other indebtedness incurred by the CTA	Systemwide	5307	2,864,525	0	Yes	0	0	2,864,525	Mixed	Maintenance	Transit
16-12-0005	CTA	Purchase 800 bikes for installation at approximately 80 stations.	Blue Line Rail	TIGER	4,000,000	0	Yes	0	0	4,000,000	Rail	Modernization	Transit
16-12-0009	CTA	Perform Bus maintenance	Systemwide	RTA	0	0	No	0	3,750,000	3,750,000	Rail	Maintenance	Transit
16-12-0010	CTA	Perform rail maintenance	Systemwide	RTA	0	0	No	0	3,750,000	3,750,000	Rail	Maintenance	Transit
16-13-0001	CTA	Installation of digital displays	Systemwide	RTA	0	0	No	3,400,000	850,000	4,250,000	Rail	Modernization	Transit
16-13-0002	CTA	Installation of digital displays	Systemwide	RTA	0	0	No	680,000	170,000	850,000	Mixed	Modernization	Transit
16-13-0002	CTA	Installation of digital displays	Systemwide	RTA	0	0	No	240,000	60,000	300,000	Mixed	Modernization	Transit
16-13-0003	CTA	The purchase of equipment and non-revenue vehicles needed to support bus and rail operations.	Systemwide	5337	3,000,000	0	Yes	0	0	3,000,000	Mixed	Maintenance	Transit
16-13-0004	CTA	Major renovation and expansion to the existing 95th Street Terminal Station	Red Line - 95th St Station	TIGER	18,194,670	0	Yes	0	0	18,194,670	Rail	Modernization	Transit
16-13-0004	CTA	The rehabilitation and expansion of the Red Line 95th Street Station.	Red Line - 95th St Station	FTA Livability Grant	10,000,000	0	No	0	0	10,000,000	Rail	Modernization	Transit



TIP ID	Agency	Work (description)	Rail/Bus or Location	Fund Source	Federal Amount	Matching Funds	Toll Credit Match	State/Local Funds (non-matching) (by Phase)	Service Board Funds (RTA, CTA, Metra, Pace)	Total Funds	Mode	Project Classification	Type
16-13-0005	CTA	Funds will be used for preliminary engineering, including a complete environmental review at a level determined by FTA, final design and administrative expenses.	Ashland Ave BRT	5309A	1,500,000	375,000	No	0	0	1,875,000	Bus	Modernization	Transit
16-14-0002	CTA	Multi-modal planning study pertaining to reconstruction and modernization of the Forest Park branch of CTA's Blue Line and improved facilities for connecting bus service.	Blue Line Rail	5309C	500,000	0	No	0	0	500,000	Rail	Modernization	Transit
16-14-0007	CTA	Track replacement along a segment of the O'Hare Branch of the CTA Blue Line and installation of a bike sharing network at CTA rail stations by the Chicago Department of Transportation (CDOT).	Blue Line Rail	TIGER	16,000,000	8,000,000	No	0	0	24,000,000	Rail	Modernization	Transit
16-96-0061	CTA	Contract engineers will perform preliminary engineering, design services and project management for the purchase and installation of new buses.	Systemwide	5307	31,539,785	0	Yes	0	0	31,539,785	Bus	Maintenance	Transit
16-96-0061	CTA	Purchase of approximately fourteen low floor 60-foot articulated buses	Systemwide	5309 SOGR	13,700,000	0	Yes	0	0	13,700,000	Bus	Maintenance	Transit
16-96-0061	CTA	The purchase of approximately three 40-foot buses.	Systemwide	5339	8,755,654	0	Yes	0	0	8,755,654	Bus	Maintenance	Transit
16-96-0061	CTA	The partial purchase of fully accessible buses to replace vehicles that have reached the end of their useful lives.	Systemwide	5307	6,037,818	0	Yes	0	0	6,037,818	Bus	Maintenance	Transit
16-96-0061	CTA	Purchase Articulated Diesel-Electric Hybrid Buses	Systemwide	Clean Fuel	4,725,000	945,000	Yes	0	0	5,670,000	Bus	Maintenance	Transit



TIP ID	Agency	Work (description)	Rail/Bus or Location	Fund Source	Federal Amount	Matching Funds	Toll Credit Match	State/Local Funds (non-matching) (by Phase)	Service Board Funds (RTA, CTA, Metra, Pace)	Total Funds	Mode	Project Classification	Type
16-96-0061	CTA	The partial purchase of fully accessible buses to replace vehicles that have reached the end of their useful lives.	Systemwide	5307	5,005,156	0	Yes	0	0	5,005,156	Bus	Maintenance	Transit
16-96-0061	CTA	The partial purchase of fully accessible buses to replace vehicles that have reached the end of their useful lives.	Systemwide	5307	2,432,374	0	Yes	0	0	2,432,374	Bus	Maintenance	Transit
16-96-0061	CTA	The partial purchase of fully accessible buses to replace vehicles that have reached the end of their useful lives.	Systemwide	5307	1,713,242	0	Yes	0	0	1,713,242	Bus	Maintenance	Transit
16-98-0003	CTA	Perform final engineering, design services and project management for a transit asset management system.	Systemwide	5309 SOGR	2,500,000	0	Yes	0	0	2,500,000	Bus	Maintenance	Transit
16-98-0003	CTA	Upgrade Computer Systems	Systemwide	5337	1,100,000	0	Yes	0	0	1,100,000	Mixed	Maintenance	Transit
16-98-0006	CTA	Final engineering, design services and project management for the purchase of rail cars.	Systemwide	5337	26,461,940	0	Yes	0	0	26,461,940	Rail	Modernization	Transit
16-98-0006	CTA	Purchase rail cars	Systemwide	5309B	19,897,170	0	Yes	0	0	19,897,170	Rail	Modernization	Transit
16-98-0015	CTA	Renew Track & Structure	Red Line	RTA	0	0	No	376,015,711		376,015,711	Rail	Maintenance	Transit
16-98-0015	CTA	Upgrade 18th Street connector	Red Line	TIF	0	0	No	0	11,500,000	11,500,000	Rail	Maintenance	Transit
16-98-0015	CTA	Rehab track-purple line	Purple Line	RTA	0	0	No	0	11,000,000	11,000,000	Rail	Maintenance	Transit
16-98-0015	CTA	Material purchases necessary to provide for the identification and correction of deficiencies in the CTA's rapid transit infrastructure	Systemwide	5337	10,000,000	0	Yes	0	0	10,000,000	Rail	Maintenance	Transit



TIP ID	Agency	Work (description)	Rail/Bus or Location	Fund Source	Federal Amount	Matching Funds	Toll Credit Match	State/Local Funds (non-matching) (by Phase)	Service Board Funds (RTA, CTA, Metra, Pace)	Total Funds	Mode	Project Classification	Type
16-98-0015	CTA	Infrastructure Safety & Renewal	Systemwide	RTA	0	0	No	0	6,689,390	6,689,390	Rail	Maintenance	Transit
16-98-0015	CTA	Infrastructure Safety & Renewal	Systemwide	5309B	5,000,000	0	Yes	0	0	5,000,000	Mixed	Maintenance	Transit
16-98-0015	CTA	Milwaukee blue track improvements	Blue Line	RTA	0	0	No	0	1,121,827	1,121,827	Rail	Maintenance	Transit
16-98-0015	CTA	Improvements and upgrades to existing facilities.	Systemwide	RTA	0	0	No	810,610	0	810,610	Mixed	Maintenance	Transit
16-99-0002	CTA	Perform final engineering, design services and project management for bus hoists	Systemwide	5309 SOGR	6,800,000	0	No	0	0	6,800,000	Bus	Maintenance	Transit
16-99-0002	CTA	Complete renewal projects at CTA facilities systemwide that focus primarily focus on projects that require routine maintenance.	Systemwide	5337	5,000,000	0	Yes	0	0	5,000,000	Mixed	Maintenance	Transit
16-99-0002	CTA	Complete renewal projects at CTA facilities systemwide that focus primarily focus on projects that require routine maintenance.	Systemwide	5337	4,800,000	0	Yes	0	0	4,800,000	Mixed	Maintenance	Transit
16-99-0002	CTA	Improvements and upgrades to existing facilities.	Systemwide	5307	3,984,538	0	Yes	0	0	3,984,538	Mixed	Maintenance	Transit
16-99-0002	CTA	Improvements and upgrades to existing facilities.	Systemwide	5307	2,205,000	0	Yes	0	0	2,205,000	Bus	Maintenance	Transit
17-03-0200	Pace	Purchase Fare System	Systemwide	SB	0	0	No	0	10,600,000	10,600,000	Bus	Maintenance	Transit
17-03-0200	Pace	Purchase Fare System-Ventra Vending Machines	Systemwide	SB	0	0	No	0	1,200,000	1,200,000	Bus	Maintenance	Transit
17-03-0200	Pace	Overhaul Farebox Equipment	Systemwide	5307	500,000	0	Yes	0	0	500,000	Bus	Maintenance	Transit
17-08-0040	Pace	Purchase and Installation of Mobile Video System	Systemwide	5307	2,950,000	0	Yes	0	0	2,950,000	Bus	Modernization	Transit
17-09-2001	Pace	Capital Cost of Contracting		5307	2,778,000	0	Yes	0	0	2,778,000	Bus	Maintenance	Transit



TIP ID	Agency	Work (description)	Rail/Bus or Location	Fund Source	Federal Amount	Matching Funds	Toll Credit Match	State/Local Funds (non-matching) (by Phase)	Service Board Funds (RTA, CTA, Metra, Pace)	Total Funds	Mode	Project Classification	Type
17-12-0003	Pace	Diesel Engine Retrofits	Systemwide	CMAQ	3,060,000	0	Yes	0	0	3,060,000	Bus	Modernization	Transit
17-12-0004	Pace	I-55 Corridor Market Enhancement	I-55	CMAQ	719,000	180,000	Yes	0	0	899,000	Bus	Modernization	Transit
17-94-0002	Pace	Purchase Approx. 140 Vanpool Vans	Systemwide	5307	5,600,000	0	Yes	0	0	5,600,000	Bus	Maintenance	Transit
17-94-0008	Pace	Purchase Approx. 91 40' CNG Buses	Systemwide	ILLT	0	0	No	49,000,000	0	49,000,000	Bus	Maintenance	Transit
17-94-0008	Pace	Purchase Fixed Route Buses	Systemwide	5307	22,025,000	0	Yes	0	0	22,025,000	Bus	Maintenance	Transit
17-94-0008	Pace	Purchase Approx. 13 Fixed Route Accessible Buses	Systemwide	5307	6,975,000	0	Yes	0	0	6,975,000	Bus	Maintenance	Transit
17-94-0008	Pace	Purchase Approx. 13 Fixed Route Accessible Buses	Systemwide	5339	1,470,000	0	Yes	0	0	1,470,000	Bus	Maintenance	Transit
17-94-0009	Pace	Purchase Approx. 84 Paratransit Vehicles	Systemwide	ILLT	0	0	No	7,291,000	0	7,291,000	Bus	Maintenance	Transit
17-94-0009	Pace	Purchase Approx. 47 Paratransit Vehicles	Systemwide	5307	3,460,000	0	Yes	0	0	3,460,000	Bus	Maintenance	Transit
17-94-0022	Pace	Project Administration	Systemwide	5307	1,072,000	0	Yes	0	0	1,072,000	Bus	Maintenance	Transit
17-94-0022	Pace	Project Administration	Systemwide	5339	14,000	0	Yes	0	0	14,000	Bus	Maintenance	Transit
17-94-0023	Pace	Associated Capital Items	Systemwide	5307	50,000	0	Yes	0	0	50,000	Bus	Maintenance	Transit
17-94-0024	Pace	Purchase Computer Hardware and Software Systems	Systemwide	5307	3,000,000	0	Yes	0	0	3,000,000	Bus	Maintenance	Transit
17-94-0024	Pace	Purchase Computer hardware and software	Systemwide	5307	2,787,000	0	Yes	0	0	2,787,000	Bus	Maintenance	Transit
17-94-0024	Pace	Purchase Computer Hardware & Software	Systemwide	SB	0	0	No	0	500,000	500,000	Bus	Maintenance	Transit
17-94-0025	Pace	Office Equipment/Furniture	Systemwide	5307	700,000	0	Yes	0	0	700,000	Bus	Maintenance	Transit
17-94-0025	Pace	Office Equipment/Furniture	Systemwide	5307	200,000	0	Yes	0	0	200,000	Bus	Maintenance	Transit
17-94-0026	Pace	Purchase Maintenance/Support Equipment and Vehicles	Systemwide	5307	300,000	0	Yes	0	0	300,000	Bus	Maintenance	Transit
17-94-0026	Pace	Purchase Maintenance/Support Equipment and Vehicles	Systemwide	5339	100,000	0	Yes	0	0	100,000	Bus	Maintenance	Transit
17-94-0027	Pace	Improve Garages & Facilities	Systemwide	5307	4,900,000	0	Yes	0	0	4,900,000	Bus	Maintenance	Transit



TIP ID	Agency	Work (description)	Rail/Bus or Location	Fund Source	Federal Amount	Matching Funds	Toll Credit Match	State/Local Funds (non-matching) (by Phase)	Service Board Funds (RTA, CTA, Metra, Pace)	Total Funds	Mode	Project Classification	Type
17-94-0027	Pace	Improve Garage & Facilities	Systemwide	SB	0	0	No	0	4,800,000	4,800,000	Bus	Maintenance	Transit
17-94-0027	Pace	Land Acquisition for Bus Garage	Systemwide	SB	0	0	No	0	1,650,000	1,650,000	Bus	Maintenance	Transit
17-94-0027	Pace	Improve Garages & Facilities	Systemwide	5307	1,000,000	0	Yes	0	0	1,000,000	Bus	Maintenance	Transit
17-94-0035	Pace	Consultant for Bus Stop Conversion	Systemwide	5307	1,700,000	0	Yes	0	0	1,700,000	Bus	Modernization	Transit
17-94-0035	Pace	Install Shelters/Signs/Passenger Amenities	Systemwide	SB	0	0	No	0	1,000,000	1,000,000	Bus	Modernization	Transit
17-94-0035	Pace	Information Signage at Bus Stops	Systemwide	RTA	0	0	No	0	800,000	800,000	Bus	Modernization	Transit
17-94-0040	Pace	Unanticipated Capital	Systemwide	SB	0	0	No	0	250,000	250,000	Bus	Maintenance	Transit
17-94-0044	Pace	Purchase and Installations of Intelligent Bus System (IBS) & Mobile Data Terminals	Systemwide	5307	500,000	0	Yes	0	0	500,000	Bus	Modernization	Transit
18-06-9112	Metra	Rehabilitate 42 locomotives	Systemwide	5307	4,000,000	0	Yes	0	0	4,000,000	Rail	Maintenance	Transit
18-07-0669	Metra	Engineering	UP West	RTA	0	0	No	0	211,000	211,000	Rail	Modernization	Transit
18-08-2500	Metra	Replace Bridges on the Union Pacific North Line	UP North	5337	22,500,000	0	Yes	0	0	22,500,000	Rail	Modernization	Transit
18-08-2500	Metra	Rehabilitate Gresham Area Bridges	Rock Island District	5307	4,375,000	0	Yes	0	0	4,375,000	Rail	Modernization	Transit
18-08-2500	Metra	Improve Midlothian Embankments	Rock Island District	5337	2,500,000	0	Yes	0	0	2,500,000	Rail	Modernization	Transit
18-08-2500	Metra	Replace Bridges on the Union Pacific North Line	UP North	RTA	0	0	No	0	1,600,000	1,600,000	Rail	Modernization	Transit
18-08-3403	Metra	Augment Traction Power Systems	Metra Electric District	5337	8,811,250	0	Yes	0	0	8,811,250	Rail	Modernization	Transit
18-08-3403	Metra	Electrical and communication system improvements	Systemwide	5307	2,500,000	0	Yes	0	0	2,500,000	Rail	Modernization	Transit
18-08-4200	Metra	Yard Improvements	BNSF	5307	1,901,250	0	Yes	0	0	1,901,250	Rail	Maintenance	Transit
18-08-4200	Metra	Improve California and M19a Yards	UP RR	5337	750,000	0	Yes	0	0	750,000	Rail	Maintenance	Transit



TIP ID	Agency	Work (description)	Rail/Bus or Location	Fund Source	Federal Amount	Matching Funds	Toll Credit Match	State/Local Funds (non-matching) (by Phase)	Service Board Funds (RTA, CTA, Metra, Pace)	Total Funds	Mode	Project Classification	Type
18-08-6800	Metra	Provide for Unanticipated Capital	Systemwide	SB	0	0	No	0	1,077,600	1,077,600	Rail	Maintenance	Transit
18-10-0005	Metra	Locomotive Traction Motor and Alternator Overhaul	Systemwide	5307	1,000,000	0	Yes	0	0	1,000,000	Rail	Modernization	Transit
18-10-0006	Metra	Rehab 30 Bi-level Cars	Systemwide	5307	18,750,000	0	Yes	0	0	18,750,000	Rail	Modernization	Transit
18-10-0006	Metra	Rehab 19 Bi-level-MET	Metra Electric District	5307	6,250,000	0	Yes	0	0	6,250,000	Rail	Modernization	Transit
18-10-0006	Metra	Upgrade Emergency Lighting on Bi-level	Systemwide	RTA	0	0	No	0	3,304,000	3,304,000	Rail	Modernization	Transit
18-10-0006	Metra	Rehab/Convert Heating/Air Sys-Bi-level	Systemwide	5307	625,000	0	Yes	0	0	625,000	Rail	Modernization	Transit
18-10-0008	Metra	Replace Main Eng Drive Generator for 12 Locomotives	Systemwide	5307	11,750,000	0	Yes	0	0	11,750,000	Rail	Maintenance	Transit
18-10-0008	Metra	Highliner Cars Traction Motor and alternator overhaul	Metra Electric District	5307	6,950,000	0	Yes	0	0	6,950,000	Rail	Maintenance	Transit
18-10-0008	Metra	Replace Main Engine Drive Generator for 5 locomotives	Systemwide	5307	6,950,000	0	Yes	0	0	6,950,000	Rail	Maintenance	Transit
18-10-0008	Metra	Replace Main Engine Drive Generator for 5 locomotives	Systemwide	5337	850,000	0	Yes	0	0	850,000	Rail	Maintenance	Transit
18-10-0009	Metra	Wheel Replacement	Systemwide	5307	2,500,000	0	Yes	0	0	2,500,000	Rail	Maintenance	Transit
18-10-0011	Metra	Ties, Ballast and Switch	Systemwide	5307	3,875,000	0	Yes	0	0	3,875,000	Rail	Maintenance	Transit
18-10-0011	Metra	ROW Fencing	UP RR	5337	600,000	0	Yes	0	0	600,000	Rail	Maintenance	Transit
18-10-0013	Metra	Upgrade Crossings (Road and Track)	Milwaukee District West Line	5337	1,746,250	0	Yes	0	0	1,746,250	Rail	Maintenance	Transit
18-10-0015	Metra	Rail and Switches	BNSF	5337	468,750	0	Yes	0	0	468,750	Rail	Maintenance	Transit
18-10-0015	Metra	Rail Grinding	UP RR	5307	100,000	0	Yes	0	0	100,000	Rail	Maintenance	Transit
18-10-0016	Metra	Maintain, Rehabilitate, and Replace rail.	North Central	SB	0	0	No	0	650,000	650,000	Rail	Maintenance	Transit
18-10-0017	Metra	Rehab Bridges	BNSF	5337	1,150,000	0	Yes	0	0	1,150,000	Rail	Maintenance	Transit



TIP ID	Agency	Work (description)	Rail/Bus or Location	Fund Source	Federal Amount	Matching Funds	Toll Credit Match	State/Local Funds (non-matching) (by Phase)	Service Board Funds (RTA, CTA, Metra, Pace)	Total Funds	Mode	Project Classification	Type
18-10-0018	Metra	Rehab Retaining Walls-BNSF	BNSF	5337	812,500	0	Yes	0	0	812,500	Rail	Maintenance	Transit
18-10-0024	Metra	Fiber Optic Cable-BNSF	BNSF	5337	2,875,000	0	Yes	0	0	2,875,000	Rail	Modernization	Transit
18-10-0024	Metra	Install Fiber Optic-MED	Metra Electric District	5307	2,000,000	0	Yes	0	0	2,000,000	Rail	Modernization	Transit
18-10-0026	Metra	Renew Lake Street Interlocker	Systemwide	5337	2,000,000	0	Yes	0	0	2,000,000	Rail	Modernization	Transit
18-10-0026	Metra	Renew Lake Street Interlocker	Systemwide	RTA	0	553,000	No	0	0	553,000	Rail	Modernization	Transit
18-10-0031	Metra	Replace Impedance Bonds	Systemwide	5307	2,090,000	0	Yes	0	0	2,090,000	Rail	Maintenance	Transit
18-10-0032	Metra	Constant Time Warning Devices-UPR/NW Line	Union Pacific Northwest Line	5337	2,800,000	0	Yes	0	0	2,800,000	Rail	Modernization	Transit
18-10-0032	Metra	Visual Information System (VIS)	Various stations	NEWF	300,000	75,000	No	0	0	375,000	Rail	Modernization	Transit
18-10-0032	Metra	Visual Information System (VIS)	Systemwide	RTA	0	75,000	No	0	0	75,000	Rail	Modernization	Transit
18-10-0040	Metra	Yard Improvements	BNSF	5337	543,750	0	Yes	0	0	543,750	Rail	Modernization	Transit
18-10-0042	Metra	Equipment and Vehicle purchase	Systemwide	5337	3,650,000	0	Yes	0	0	3,650,000	Rail	Modernization	Transit
18-10-0044	Metra	Replace Financial Systems	Systemwide	5307	12,000,000	0	Yes	0	0	12,000,000	Rail	Modernization	Transit
18-10-0044	Metra	Purchase Computer Systems	Systemwide	5337	7,000,000	0	Yes	0	0	7,000,000	Rail	Modernization	Transit
18-10-0044	Metra	Purchase Computer Systems	Systemwide	RTA	750,000	0	No	0	0	750,000	Rail	Modernization	Transit
18-10-0046	Metra	Improve Cumberland Station Parking-UP/NW line	Union Pacific Northwest Line	5337	5,400,000	0	Yes	0	0	5,400,000	Rail	Maintenance	Transit
18-10-0046	Metra	Improve Van Buren Station-MED	Metra Electric District	5307	4,000,000	0	Yes	0	0	4,000,000	Rail	Maintenance	Transit
18-10-0046	Metra	Expand Cary Station Parking-UP/NW	Union Pacific	RTA	0	0	No	0	1,372,000	1,372,000	Rail	Maintenance	Transit



TIP ID	Agency	Work (description)	Rail/Bus or Location	Fund Source	Federal Amount	Matching Funds	Toll Credit Match	State/Local Funds (non-matching) (by Phase)	Service Board Funds (RTA, CTA, Metra, Pace)	Total Funds	Mode	Project Classification	Type
			Northwest Line										
18-10-0052	Metra	Metra Homeland Security	Systemwide	OTH	0	0	No	0	5,000,000	5,000,000	Rail	Maintenance	Transit
18-10-0055	Metra	Project Administration	Systemwide	5307	1,707,500	0	Yes	0	0	1,707,500	Rail	Maintenance	Transit
18-10-0055	Metra	Project Administration	Systemwide	5337	1,151,250	0	Yes	0	0	1,151,250	Rail	Maintenance	Transit
18-10-0057	Metra	Program Support Engineering	Systemwide	5307	5,510,000	0	Yes	0	0	5,510,000	Rail	Maintenance	Transit
18-10-0057	Metra	Engineering Asset Assessment	Systemwide	5337	1,000,000	0	Yes	0	0	1,000,000	Rail	Maintenance	Transit
18-10-0057	Metra	Perform Station and Parking Engineering	Systemwide	RTA	0	185,000	No	0	0	185,000	Rail	Maintenance	Transit
18-11-0046	Metra	New station at Peterson and Ridge in Chicago	Union Pacific North Line	ILLT	0	5,000,000	No	0	0	5,000,000	Rail	Expansion	Transit
18-12-0004	Metra	Renew A5 Interlocer, Consolidated Control Facility	Milwaukee District West Line	5337	9,000,000	0	Yes	0	0	9,000,000	Rail	Maintenance	Transit
18-12-0008	Metra	Locomotive and Commuter Car Improvements	Systemwide	5337	2,000,000	0	Yes	0	0	2,000,000	Rail	Maintenance	Transit
18-13-0002	Metra	Provide for Locally Funded Projects/Match	Systemwide	SB	0	3,350,000	No	0	0	3,350,000	Rail	Maintenance	Transit
18-13-0004	Metra	Replace Protective Relays at Substations	Metra Electric District	5337	3,400,000	0	Yes	0	0	3,400,000	Rail	Maintenance	Transit
18-13-0004	Metra	Replace Switchgear And 12kv Power Line At 47th Street Yard	Rock Island District	5307	1,347,000	0	Yes	0	0	1,347,000	Rail	Maintenance	Transit
18-13-0006	Metra	Improvements on the UP West Line	UP West	RTA	0	211,000	No	0	0	211,000	Rail	Modernization	Transit
18-13-0008	Metra	Replace catenary wire at selected locations along the MED ROW	Metra Electric District	RTA	0	435,000	No	0	0	435,000	Rail	Maintenance	Transit



Appendices

Appendix 1: Obligation and Award Data Information

This report provides both summaries and detailed expenditure data by project phase for all projects that were obligated or awarded in Federal Fiscal Year (FFY) 2013, (October 1, 2012 to September 30, 2013). The obligations and awards that comprise this report occurred during this time frame and are primarily derived from the following sources:

1. IDOT's "For the Record 2013: Fiscal Year 2013 Highway Improvement Accomplishments"; <http://idot.illinois.gov/Assets/uploads/files/Transportation-System/Maps-&-Charts/proposed-improvements/ftr2013/ftr2013.pdf>
2. Low bids on projects as reported by IDOT; <http://www.idot.illinois.gov/doing-business/procurements/construction-services/index#Bulletins>
3. County transportation/highway departments (Cook, DuPage, Kane, Kendall, Lake, McHenry, and Will) summaries and correspondence.
4. Transit agency (RTA, CTA, Metra, and Pace) summary reports and correspondence.
5. Federal Highway Administration (FHWA) Fiscal Management Information System (FMIS).

The Illinois Department of Transportation's (IDOT) fiscal year runs from July 1 to June 30. IDOT annually publishes a list of project phases that were awarded by project during the previous State Fiscal Year (SFY), commonly referred to as the "For the Record" report. The report for SFY 2013 is "For the Record 2013: Fiscal Year 2013 Highway Improvement Accomplishments".

CMAP contacted the seven county transportation departments in the CMAP region, along with the Illinois Tollway to obtain data on project phases awarded by these implementers in FFY 2013. Transit obligation and award information was obtained from summary reports provided by the Service Boards (CTA, Metra, and Pace) and RTA.

Of course, other units of local government in the region make expenditures on roads or transit projects that do not involve federal funding. The list of projects in this report does not include local government (municipal and township) spending on roads or transit projects that did not involve the use of federal funds. In an effort to give a more complete picture of capital transportation spending in the region, CMAP includes an analysis of the [2007 Census of Governments](#) data for local government expenditures in the summaries of this report. This survey collects information regarding funding sources and expenditures as they relate to transportation operations, capital projects, and other capital outlays, such as right of way.

To estimate the FFY 2013 expenditures, CMAP adjusted the 2007 Census of Governments data to account for changes in population and the cost of road construction as seen in the National Highway Construction Cost Index. Local funds, including state sources, used either as matching and/or non-matching funds were also subtracted from the regional total to arrive at a



total of \$246,060,955 in local funds obligated on local projects in FFY 2013. Further assumptions were made by CMAP regarding the types of projects that these local funds represented, including that all estimated funds were used on highways for construction maintenance activities. The estimates are included in the summary data for local obligations, but lists of projects are not included.

This report reflects the use of Transportation Development Credits (TDCs), commonly referred to as “toll credits”, on a number of transit projects. TDCs permit states to substitute certain previous toll-financed investments for matching funds on current Federal-aid projects. TDCs are sometimes referred to as a “soft match”, in that the match is a credit, instead of actual dollars. While TDCs allow for federal funding to cover 100percent of the project cost, the credits effectively reduce the total project cost/size by the match amount.

Working with IDOT, transit agencies have in recent years significantly increased the use of TDCs as a mechanism to access federal funds. In FFY 2013, 109 transit project phases used TDCs to fulfill the federal match requirements. To accomplish the same projects shown in this report without the use of TDCs, transit agencies would have had to provide \$119,997,135 in additional matching funds. The use of TDCs enabled \$599,985,676 in capital transit expenditures to occur in FFY 2012.

More information on TDCs can be found here:

http://www.fhwa.dot.gov/ipd/finance/tools_programs/federal_aid/matching_strategies/toll_credits.htm.



Appendix 2: Major Capital Projects

GO TO 2040 identifies 20 high-priority [major capital projects](#) that the region should pursue over the planning horizon. These projects would expand capacity and include a balance of transit, highway, and multimodal projects throughout the region. These projects will be added to the TIP as they advance, allowing their funds to subsequently be obligated and spent. These projects are intended to be implemented over the life of GO TO 2040, so not all of them are active in the TIP at this time. Eleven major capital projects, listed below, had funds obligated in FFY 2013.

GO TO 2040 also recommends implementing the Chicago Region Environmental and Transportation Efficiency (CREATE) program, a series of planned capital improvements to reduce bottlenecks and increase operating speeds in the regional rail system. Four CREATE projects had expenditures in FFY 2013:

- Central Avenue at 54th Street Grade Separation
- 25th Avenue between Lake Street and St. Charles Road Grade Separation
- Irving Park Road at York Road Grade Separation
- Roosevelt Road just east of Kautz Road Grade Separation

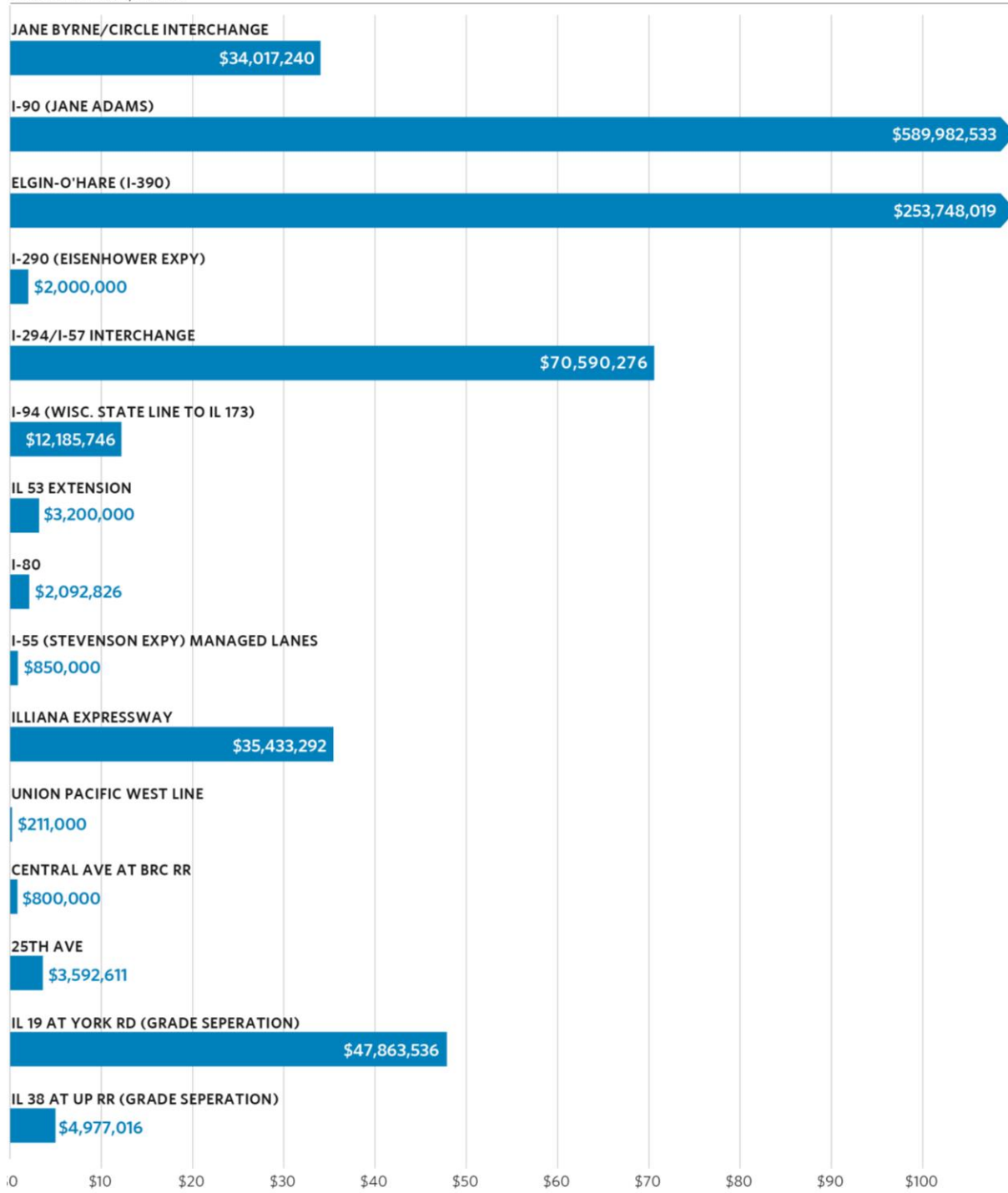
The following projects are fiscally constrained major capital projects identified in GO TO 2040 and had expenditures in FFY 2013:

- Jane Byrne/Circle Interchange
- Jane Adams Tollway Reconstruction: Elgin to Harlem and Elgin to Newburg Road
- Elgin O'Hare/Western Access
- I-290 Multimodal Corridor
- I-94 Wisconsin Stateline to IL 173
- Illinois 53/120 Tollway
- I-80 from US 30 to US 45
- I-294/I-57 Interchange
- Illiana Expressway (Engineering)
- I-55 Managed Lanes
- Union Pacific West Line



Figure 17. FFY13 GO TO 2040 Major Capital Projects and CREATE Projects.

scale in millions of dollars



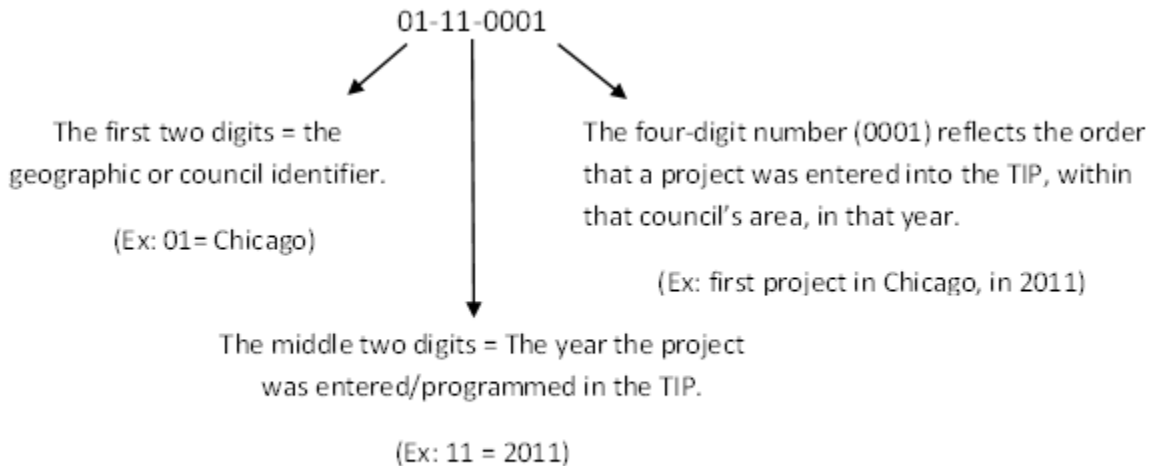
Source: Chicago Metropolitan Agency for Planning. For more information, see Appendix 1.

Combined, \$1,061,544,095 was obligated for these projects in FFY 2013



Appendix 3: TIP ID

Each TIP ID is comprised of eight digits. The first two digits represent a Council of Mayors area, a transit agency, or a regionwide project. The CMAP region has 11 subregional councils (see [Appendix 4](#)), the City of Chicago, and three transit agencies. The next two digits are the year in which a project was first programmed in the TIP. The last four digits are unique to that project and are assigned in numerical order within a given year. Below is illustration of the components of a TIP ID.



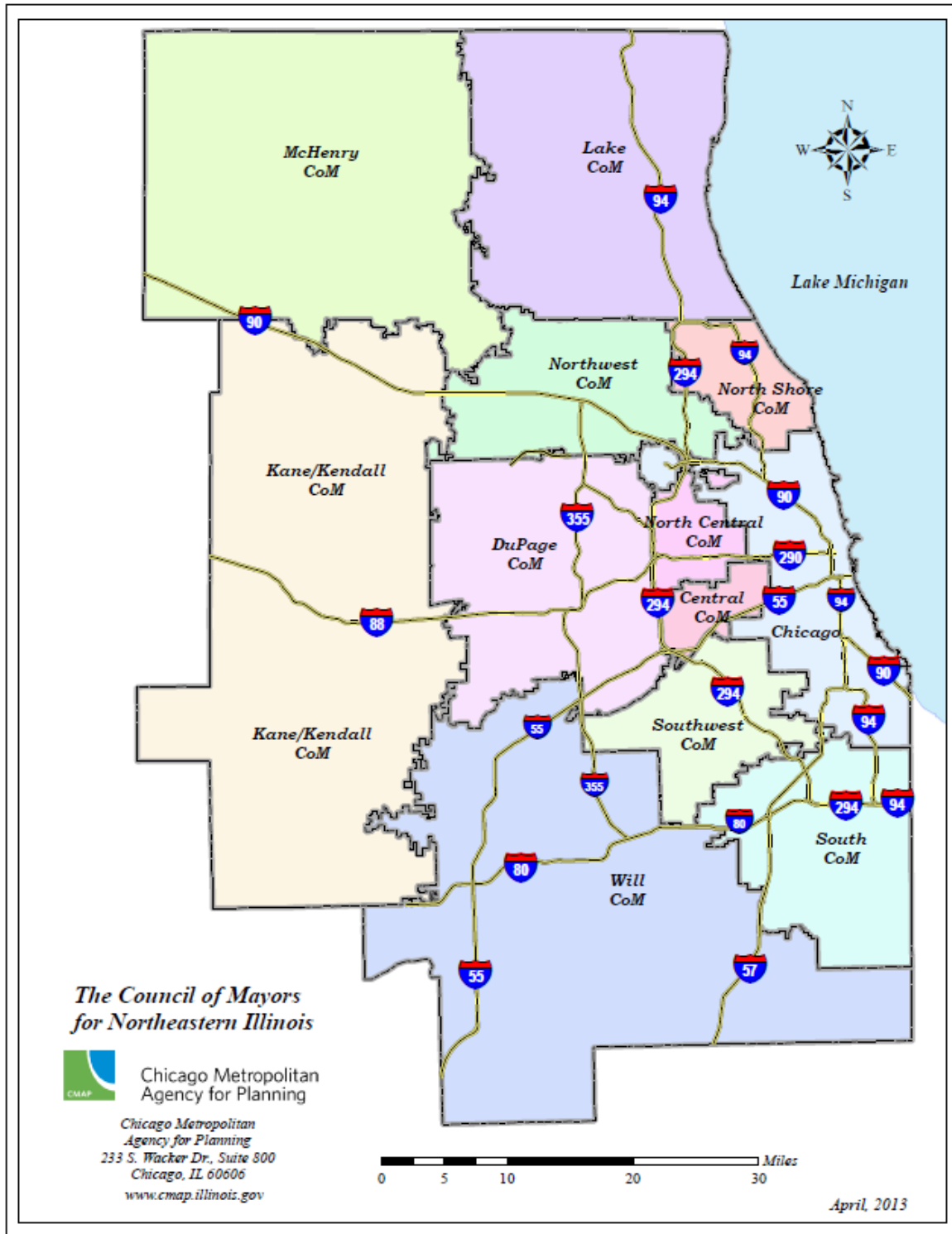
Geographic codes used in the TIP (first two digits of the TIP ID):

- 01 = City of Chicago
- 02 = North Shore Council of Mayors
- 03 = Northwest Council of Mayors
- 04 = North Central Council of Mayors
- 05 = Central Council of Mayors
- 06 = Southwest Council of Mayors
- 07 = South Council of Mayors
- 08 = DuPage Council of Mayors
- 09 = Kane/Kendall Council of Mayors
- 10 = Lake Council of Mayors
- 11 = McHenry Council of Mayors
- 12 = Will Council of Mayors
- 13 = Regional
- 16 = Chicago Transit Authority (CTA)
- 17 = Pace
- 18 = Metra



Appendix 4: Council of Mayors Map

Figure 18. Council of Mayors Map



Appendix 5: Fund Sources in the TIP

TIP projects receive federal funding through several sources administered by the Federal Transit Administration (FTA) and the Federal Highway Administration (FHWA). Multiple non-federal programs also provide funding for TIP projects. All TIP fund sources are listed below, with abbreviations used in the TIP database and information on the agency that selects projects and programs projects in the TIP.

1. American Recovery and Reinvestment Act (ARRA) (LRA, TIGGER, TRA)*

Federal formula and discretionary funds provided by the 2009 ARRA act for highway and transit projects. Programmed by subregional councils (LRA), service boards and IDOT.

2. Bridge Replacement and Rehabilitation Programs (BRR)*

Federal funds enabling states to improve the condition of their highway bridges through replacement, rehabilitation, and systematic preventive maintenance. Projects are selected and funds programmed by IDOT. <http://www.fhwa.dot.gov/safetealu/factsheets/bridge.htm>

3. Congestion Mitigation & Air Quality Improvement Program (CMAQ)*

Federal formula funds for projects that will contribute to improving air quality and reducing congestion in areas that do not meet federal air quality standards. Projects are selected by CMAP. <http://www.cmap.illinois.gov/congestion-mitigation-and-air-quality>

4. Demonstration Projects: Congestion Relief, Urban Access and Mobility, and Innovative Projects (DEM)*

Federal funds for specific projects authorized by Congress in Sections 1104, 1106b, and 1107 of the Intermodal Surface Transportation Efficiency Act of 1991 (ISTEA) and Section 149 of the Surface Transportation and Uniform Relocation Assistance Act of 1987 (STURRA). Projects are selected by Congress.

5. Eastern Federal Lands Highway Program (PLH)*

Federal funds to support surveying, designing, and constructing of Forest Highway system roads, National Park Service roads, defense access roads, and other Federal Lands roads. Projects selected and programmed by FHWA.

6. Equity Bonus (EQB)*

Federal formula funds to guarantee a minimum rate of return on states' contributions to the Highway Account of the Highway Trust Fund, and a minimum increase relative to the average dollar amount of apportionments under Safe, Accountable, Flexible, Efficient Transportation Equity Act: A Legacy for Users (SAFETEA-LU) predecessor legislation. Projects are selected and programmed by IDOT. <http://www.fhwa.dot.gov/safetealu/factsheets/equitybonus.htm>

7. FTA Livable Communities (FTA-LIV)

Federal discretionary funds that encourage transportation agencies and local governments to introduce proposed transportation improvements to communities in the early stages of the planning process. Projects selected by FTA and programmed by the recipient service boards.



<http://www.fta.dot.gov/about/13747.html>

8. FTA Section 5307 (5307)

Federal formula funds for capital improvements to transit systems in all urbanized areas of the country. Funds are allocated to the Service Boards (CTA, Metra and Pace) by the RTA and projects are programmed by the service boards.

http://www.fta.dot.gov/documents/MAP-21_Fact_Sheet_-_Urbanized_Area_Formula_Grants.pdf

9. FTA Section 5309 – New Starts (5309A, 5309 Cor)

Federal competitive grants for rapid rail, light rail, commuter rail, automated guideway transit, people movers, and facilities for exclusive bus use. Recipients compete for these funds nationally. Projects are selected by the FTA and programmed by the recipient service boards.

http://www.fta.dot.gov/documents/MAP-21_Fact_Sheet_-_Fixed_Guideway_Capital_Investment_Grants.pdf

10. FTA Section 5309 – Rail and Bus (5309B, 5309C)

Federal formula funds for fixed guideway modernization (5309B) and bus and other projects (5309C). Under MAP-21 these activities are now funded under section 5339 and 5337.

http://www.fta.dot.gov/grants/13093_3558.html

11. FTA Section 5310 – Enhanced Mobility of Seniors and Individuals with Disabilities (5310)

Federal formula funds for the purchase of specially equipped vehicles for the transportation of elderly and mobility-limited persons. Projects are selected and programmed by IDOT's Division of Public and Intermodal Transportation and the RTA.

http://www.fta.dot.gov/documents/MAP-21_Fact_Sheet_-_Enhanced_Mobility_of_Seniors_and_Individuals_with_Disabilities.pdf

12. FTA Section 5339 – Bus and Bus Facilities (5339)

This capital program provides funding to replace, rehabilitate, and purchase buses and related equipment, and to construct bus-related facilities. Projects are selected and programmed by the service boards. Before MAP-21, this fund source was a discretionary fund for Transit Alternatives Analysis with projects selected by FTA and programmed by the service boards.

http://www.fta.dot.gov/documents/MAP-21_Fact_Sheet_-_Bus_and_Bus_Facilities.pdf

13. FTA State of Good Repair Grants (5337). Funding is limited to fixed guideway systems (including rail, bus rapid transit, and passenger ferries) and high intensity bus (high intensity bus refers to buses operating in high occupancy vehicle (HOV) lanes.) Projects are limited to replacement and rehabilitation, or capital projects required to maintain public transportation systems in a state of good repair.

http://www.fta.dot.gov/documents/MAP-21_Fact_Sheet_-_State_of_Good_Repair_Grants.pdf



14. High Priority Projects (HPP, HPPLU, HPP21)*

Federal funds for specific High Priority Projects earmarked by Congress. Projects are selected by Congress and programmed by the local council of mayors, counties, CDOT, and IDOT. These funds were not continued in MAP-21 but previously allocated funds remain available for use. <http://www.fhwa.dot.gov/safetealu/factsheets/highpriproj.htm>

15. High Speed Rail (HSR-HHS)*

Federal funds for specific projects that will advance the development of High Speed Rail. Projects are selected by USDOT and programmed by implementing agencies.

16. Highway Safety Improvement Program (HSIP)*

Federal formula funds for highway safety improvement projects on any public road or publicly owned bicycle or pedestrian pathway or trail. Projects are selected and programmed by IDOT. <http://safety.fhwa.dot.gov/hsip/>

17. Homeland Security (HLS)

Federal grant funds to assist in the preparation, prevention, and response to terrorist attacks and other disasters and can be used for planning, equipment, training and exercise needs. Projects are selected by the Department of Homeland Security and programmed by the recipient agency.

18. Illinois Commerce Commission Grade Crossing Protection Fund (ICC)

State funds to assist local highway agencies and railroads with the cost of making safety improvements at public highway-rail crossings on local roads and streets. Projects are selected and programmed by IDOT. <http://www.icc.illinois.gov/railroad/CrossingSafetyImprovement.aspx>

19. Illinois State Toll Highway Authority (TOLL)

Funds collected by the Illinois State Toll Highway Authority (ISTHA) for exclusive use on the tollway system. Projects are included in the TIP for information and air quality conformity analysis only. Projects are selected and programmed by ISTHA. <http://www.illinoistollway.com/about-the-tollway/finance>

20. Interstate Maintenance Program (I-M)*

Federal formula funds for projects to rehabilitate, restore and resurface interstate system roads. Projects are selected and programmed by IDOT. This fund source was discontinued in MAP-21. NHPP funds under MAP-21 fund these activities. <http://www.fhwa.dot.gov/safetealu/factsheets/im.htm>

21. Job Access and Reverse Commute Grants (JARC)

FTA Section 5316 formula funds to provide grants for transportation services designed to transport low income individuals to and from jobs and support development of transportation services between urban centers and suburban employment opportunities. Projects are selected and programmed by the RTA. This fund source was discontinued under MAP-21. JARC



activities are now eligible to be funded with FTA Section 5307 funds.

<http://www.rtachicago.com/jarc-nf/jarc-nf.html>

22. Local Funds (CTEF, Gen-Op, ILL, ILLT, MFT-ALL, MFT-Loc, OTH, RTA)

Local funds for transportation projects, including General Revenue (Gen-Op) funds, State of Illinois (ILL, ILLT) funds, allocated motor fuel taxes (MFT-ALL), locally imposed motor fuel taxes (MFT-Loc), and RTA's funds from the State of Illinois (RTA) and local jurisdictions (CTEF). Projects are selected and programmed by the local agency, service board, RTA and/or IDOT.

23. National Corridor Planning and Border Infrastructure Programs (NCP)*

Federal competitive funds for the coordinated planning, design and construction of corridors of national significance that have the capacity to impact economic growth and international or interregional trade. Projects are selected by FHWA and programmed by IDOT.

<http://www.fhwa.dot.gov/safetealu/factsheets/corridors.htm>

24. National Highway Performance Program (NHPP)*

Federal formula funds for projects on the National Highway System (NHS) bridges and roadways, which consists of interstate highways and other principal arterials, that support progress toward achievement of national performance goals for improving infrastructure condition, safety, mobility, or freight movement on the NHS. Projects are selected and programmed by IDOT. <http://www.fhwa.dot.gov/map21/nhpp.cfm>

25. National Highway System Program (NHS)*

Federal formula funds for projects on the National Highway System, which consists of the Interstate system and other principal arterials. Projects are selected and programmed by IDOT.

<http://www.fhwa.dot.gov/safetealu/factsheets/nhs.htm>

26. New Freedom (NEWF)

Formula funds for grants to encourage services and facility improvements to address the transportation needs of persons with disabilities that go beyond those required by the Americans with Disabilities Act. Projects are selected and programmed by the RTA. Under MAP-21 this fund source was combined with FTA Section 5310.

<http://www.rtachicago.com/jarc-nf/jarc-nf.html>

27. Projects of National and Regional Significance (NRS)*

Discretionary federal funds for projects of national and regional significance. Projects are selected by USDOT and programmed by implementing agencies, generally IDOT or the Illinois Tollway. <http://www.fhwa.dot.gov/safetealu/factsheets/natlregl.htm>

28. Rail-Highway Grade Crossings (RHGC)*

Federal formula funds for safety improvements to reduce the number of fatalities, injuries, and crashes at public grade crossings. Projects are selected and programmed by IDOT.

<http://safety.fhwa.dot.gov/xings/>



29. Rail Line Relocation and Improvement Program (RLRIP)*

Federal formula funds for the elimination of hazards and/or the installation/upgrade of protective devices at rail-highway crossings. Projects selected and programmed by IDOT. <http://www.fhwa.dot.gov/safetealu/factsheets/railcrossings.htm>

30. Recreational Trails Program (RECTP)*

Federal formula funds for the development and maintenance of recreational trails and trail-related facilities for both nonmotorized and motorized recreational trail uses. Projects are selected Illinois Department of Natural Resources and programmed by Council of Mayors, Counties, or IDOT. <http://www.fhwa.dot.gov/environment/rectrails/index.htm>

31. Safe Routes to School (SR2S)*

Federal formula funds for projects that enable and encourage primary and secondary school children to walk and bicycle to school. Projects are selected by IDOT and programmed by council of mayors, CDOT, CMAP, and/or IDOT. <http://www.dot.il.gov/saferoutes/saferouteshome.aspx>.

32. Service Board (SB)

State formula funds from the Illinois state sales tax collected in the six-county RTA service area distributed to CTA, Pace and Metra. Projects are programmed by the Service Boards.

33. Special Assessments, Tax Increment Financing and Private Sources (PRV)

Funds from private entities and/or special assessments over and above the standard property tax rate and/or special taxing districts designed to finance local governments' infrastructure improvements. Projects are selected and programmed by the implementing agency or subregional council.

34. Surface Transportation Program (STP-L, STP-U, STP-R, STP-C)*

Federal formula funds for federal-aid eligible highways, public bridges, or transit capital projects. Projects selected and programmed by subregional councils (STP-L), local governments (STP-C), and IDOT (STP-R, STP-U). <http://www.cmap.illinois.gov/stpresources.aspx>

35. Surface Transportation Program Priorities and Earmarks (CSTP, SEC112, SEC115, SEC117, SEC125, SEC129, SEC330)*

Federal funds for projects identified by Congress. Programmed by IDOT, CDOT, Counties, or council of mayors.

36. Transportation Investment Generating Economic Recovery (TIGER)

Discretionary federal funds to support projects that will have a significant impact on the Nation, a metropolitan area, or a region. Projects are chosen by the Federal Highway Administration and programmed by council of mayors, CDOT, Counties, IDOT, or Illinois Tollway.



37. Transportation Alternatives Program (TAP-S and TAP-L)*

Federal formula funds for the development and maintenance of recreational trails and related facilities, projects that provide safe routes for non-drivers, including children, older adults, and individuals with disabilities to access daily needs, and projects such as landscaping, streetscaping, historic preservation and others that enhance the transportation system. Project selection is by IDOT (statewide) and CMAP (local). Projects will be programmed by subregional councils, IDOT and/or CMAP. <http://www.fhwa.dot.gov/map21/tap.cfm>

38. Transportation and Community System Preservation (TCSP)*

Federal competitive grant funds for planning, implementation, and research to investigate and address the relationships between transportation, community, and system preservation and to identify private sector-based initiatives. Projects are selected by FHWA and programmed by IDOT. <http://www.fhwa.dot.gov/tcsp/>

39. Transportation Enhancement (STP-E)*

Federal formula funds for projects such as historic preservation and others that enhance the transportation system. Projects are selected by IDOT and programmed by the subregional councils, CDOT, CMAP, and IDOT. This program was discontinued under MAP-21. The state continues to program TAP-S funds on similar project types .

<http://www.dot.state.il.us/opp/itep.html>

40. Transportation Infrastructure Finance and Innovation Act (TIFIA)

Not a fund source per se, TIFIA is a federal credit assistance to public agencies for transportation projects of national and regional significance. Projects are selected by and programmed by FHWA.

<http://www.fhwa.dot.gov/ipd/tifia/>

*Note: Federal fund sources may appear in the TIP with “-AC” as a suffix to indicate that the Advance Construction funding mechanism is being utilized. Advance Construction is a cash flow technique used by IDOT to maximize the use of federal funds. When a project is placed in AC status, the FHWA has authorized the project to move forward with non-federal means with the option to seek reimbursement of federal funds at a later point. It does not affect the scheduled implementation of the project.



Appendix 6: Project Phases

Phase	Description
Engineering (Eng)	Engineering work (unspecified engineering phase or EI and EII is combined).
Phase I Engineering (EI)	Often called preliminary engineering; this is typically the first phase of a project and can take 1-3 years.
Phase II Engineering (EII)	Prepare a job site construction plan and develop construction material requirements used in preparing final contract to be bid on by contractors. Sometimes called the design phase, EII happens prior to construction.
Right of Way Acquisition (ROW)	The purchase of right of way for a project.
Construction Engineering (CE)	Engineering work that occurs as part of the construction phase.
Construction (C)	The construction of a project.
Implementation (IMP)	Implementation of a project. This type is common with non-highway projects as something may not be physically constructed. Examples are buying equipment or marketing.
Miscellaneous (Misc)	Phase of a project that is separate from any of the above phases. A utility adjustment or a Rail Road Flagger are examples of this phase.



Appendix 7: Programmers and Implementers

Local Government

- City of Chicago
- Central Council of Mayors
- DuPage Mayors and Managers Conference
- Kane/Kendall County Council of Mayors
- Lake County Council of Mayors
- McHenry County Council of Mayors
- North Central Council of Mayors
- North Shore Council of Mayors
- Northwest Council of Mayors
- Park Districts
- South Suburban Mayors and Managers Association
- Southwest Conference of Mayors
- Townships
- Will County Governmental League

Counties

- Cook County
- DeKalb County (partial)
- DuPage County
- Forest Preserve and Conservation Districts
- Grundy County (partial)
- Kane County
- Kendall County
- Lake County
- McHenry County
- Will County



Federal Agencies

- Environmental Protection Agency (U.S. EPA)
- Federal Highway Administration (FHWA)
- Federal Transit Administration (FTA)

Regional Agencies

- Chicago Metropolitan Agency for Planning
- Northwestern Indiana Regional Planning Commission
- Regional Transportation Authority
- Southeastern Wisconsin Regional Planning Commission

Operating Agencies

- Chicago Transit Authority
- Class I Railroad companies
- Illinois Commerce Commission
- Illinois Department of Natural Resources
- Illinois DOT – Central Office, Division of Highways
- Illinois DOT District 1 – Division of Highways, Bureau of Local Roads & Streets
- Illinois DOT District 3 – Division of Highways, Bureau of Local Roads & Streets
- Illinois DOT District 1 – Division of Highways, Bureau of Programming
- Illinois DOT District 3 – Division of Highways, Bureau of Programming
- Illinois DOT - Division of Public and Intermodal Transportation
- Illinois DOT - Office of Planning and Programming
- IDOT – Safe Routes to School Program Office
- Illinois Environmental Protection Agency
- Illinois Tollway
- Metra
- Pace
- Private transportation providers



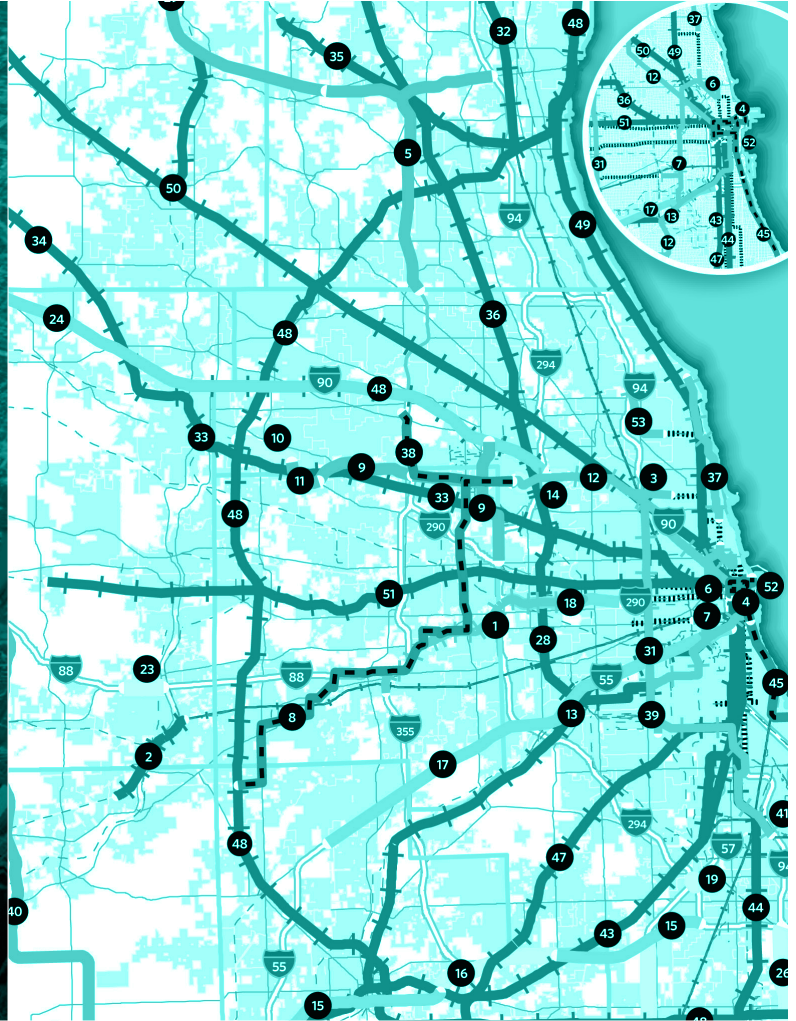


Chicago Metropolitan
Agency for Planning

233 South Wacker Drive, Suite 800
Chicago, IL 60606

312-454-0400
info@cmap.illinois.gov

www.cmap.illinois.gov



FY15-0080

The Chicago Metropolitan Agency for Planning (CMAP) is the region's official comprehensive planning organization. Its GO TO 2040 planning campaign is helping the region's seven counties and 284 communities to implement strategies that address transportation, housing, economic development, open space, the environment, and other quality of life issues. See www.cmap.illinois.gov for more information.

