

CMAP



Regional Project Award and Obligation Report for Northeastern Illinois

Federal Fiscal Year 2012

January 2014
Revised February 2014

Table of Contents

Introduction	2
Summaries of Obligations and Awards	4
FFY 2012 Obligations and Awards	14
Project Listings	14
<i>Federally Funded Road Projects</i>	14
<i>Non-Federally Funded Road Projects</i>	64
<i>Transit Projects</i>	85
Appendices	96
Appendix 1: Obligation and Award Data Information	96
Appendix 2: Major Capital Projects.....	98
Appendix 3: TIP ID	99
Appendix 4: Council of Mayors Map.....	100
Appendix 5: Fund Sources in the TIP.....	101
Appendix 6: Project Phases.....	107
Appendix 7: Programmers and Implementers	108



Introduction

Metropolitan Chicago's first comprehensive regional plan, [GO TO 2040](#), was adopted in 2010. The [Regional Mobility](#) chapter of the plan addresses the long-range needs of the region for maintaining, modernizing, and expanding its transportation system.

This report identifies obligations or awards of project phases that occur within Federal Fiscal Year (FFY) 2012 (October 1, 2011 to September 30, 2012) in the CMAP region. In addition to providing an annual summary of major transportation spending in the region, this obligation report also meets federally-mandated reporting requirements set out in [23 USC CFR 450.332](#).

The "obligation" occurs when federal authorization, i.e. a stated commitment from the U.S. Department of Transportation to financially participate in a project, is secured. Once that commitment is made, the available funds are assigned to the project for reimbursement. Authorization occurs approximately six weeks before the bid letting, i.e. opening of bids for requested work, for construction phases and when an agreement is entered between the state and local sponsor for pre-construction phases. The "award" occurs when a bid or request for proposals (RFP) has received proposals, the contractor has been selected, and a contract has been executed between the two parties. Awarding happens, at maximum, 90 days after bid letting. For every federally funded project, both obligation and awarding must occur. For all other projects, only awarding occurs. Award information is considered more accurate because it reflects an actual agreement between the project sponsor and a contractor, but authorization data is the only information available for some projects due to the timing of this report.

In addition to federal funds, CMAP also has project-level information for a number of projects that do not use federal funds. These sources of funding tend to be dedicated to larger projects, including modernization projects and new facilities. In contrast, smaller maintenance projects tend to be funded from local sources. Municipal and township obligation data for projects that were funded with local funds only are not shown in this report as line items. Instead, these obligations were estimated by CMAP for the region to be \$242,496,260 and included in the various summary tables contained in this report. [Appendix 1](#) has more information regarding CMAP's estimated Municipal and township obligations for FFY 2012.

The projects represented in this report are all located within the CMAP region, which consists of Cook, DuPage, Kane, Kendall, Lake, McHenry, and Will Counties and portions of DeKalb and Grundy Counties. The region is further divided geographically by [Council of Mayors](#) boundaries. Each [municipality](#) in the region belongs to and is categorized within that council. In this report, these boundaries are used to summarize and compare data across the region.

This is the second report in which projects have been classified into one of three categories: maintenance, modernization, or expansion. Each project's classification is based on its [work type](#) reported by the implementing agency to describe the project in the Transportation Improvement Program (TIP). CMAP staff has categorized the work types into one of the three



categories. Each work type is also categorized by project type: transit, bicycle, highway, or other.

CMAP's goal is to collect both project type and work type data each year moving forward, and to use this time series to help demonstrate progress toward GO TO 2040 implementation. The plan prioritizes the maintenance and modernization of the existing transportation system before its expansion and also calls for an increased commitment to public transportation and investments to support livable communities.

The data in this report is available [electronically](#) to regional partners for their analysis. CMAP has also developed [numerous on-line tools](#) summarizing transportation programming data throughout the region.

This report is organized into the following sections:

- [Graphics](#) summarizing obligations/awards occurring within the region in FFY 2012 across a variety of data, including work type (i.e., maintenance, modernization, and expansion). It also includes an estimate of local government (municipalities and townships) spending that CMAP calculated (see [Appendix 1](#) for more detail).
- A list of [federally funded road projects](#), including bicycle/pedestrian projects.
- A list of [non-federally funded road projects](#). Regionally significant projects are included in this section.
- A list of [transit projects](#). This list includes non-federal and federally funded transit projects obligated/awarded in FFY 2012 in the CMAP region.
- A series of [appendices](#) that explain data sources and data summarizing techniques, as well as other information.

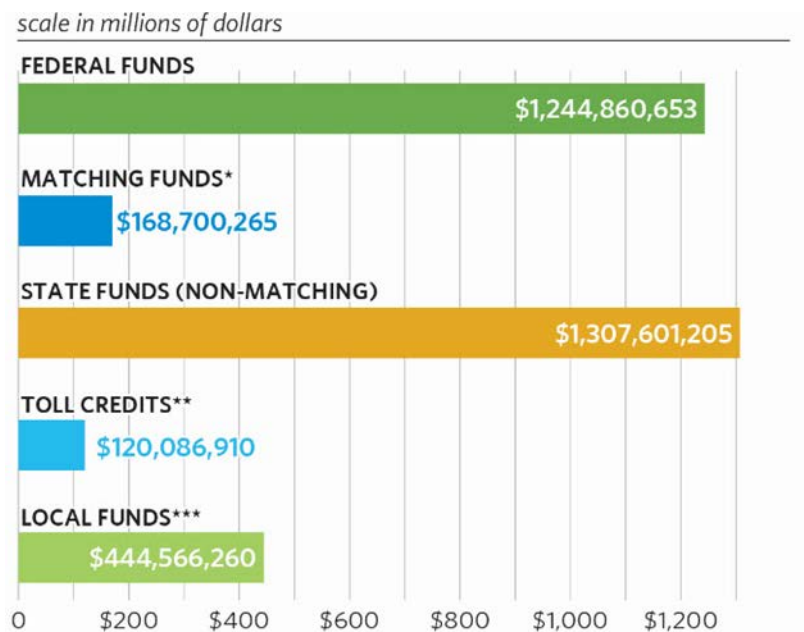


Summaries of Obligations and Awards

These summaries highlight capital transportation expenditures in the region and demonstrate their relationship to GO TO 2040. It is not uncommon for a transportation project to require anywhere from a few years to a decade or more to complete planning, design, and construction. As a result, some of the obligations/awards shown in this report reflect the various stages of planning, design, and construction that were already underway prior to the adoption of GO TO 2040 in October 2010. The summaries in this section reflect all obligations or awards incurred in FFY 2012, regardless of fund source, and include an extrapolation of 2007 Census of Governments data to estimate local municipal construction expenditures on maintenance. The local construction expenditures for maintenance, as extrapolated, represented 8 percent of all outlays included in this report, or \$242,496,260.

- Total capital transportation expenditures in the CMAP region in FFY 2012 were \$3,165,728,383 (excludes toll credits).
- Federal funds typically require a funding match comprised of non-U.S. DOT funds and usually covers a portion (often 80 percent) with state, local funding, or toll credits providing the remaining matching funds.
- Non-federal funding primarily is from the State and does not have a matching requirement.

Figure 1. Obligations and awards by major funding category



* Matching funds are state or local funds that were used in conjunction with federal funds.

** Toll credits have no monetary value and are used as a mechanism to access federal funding.

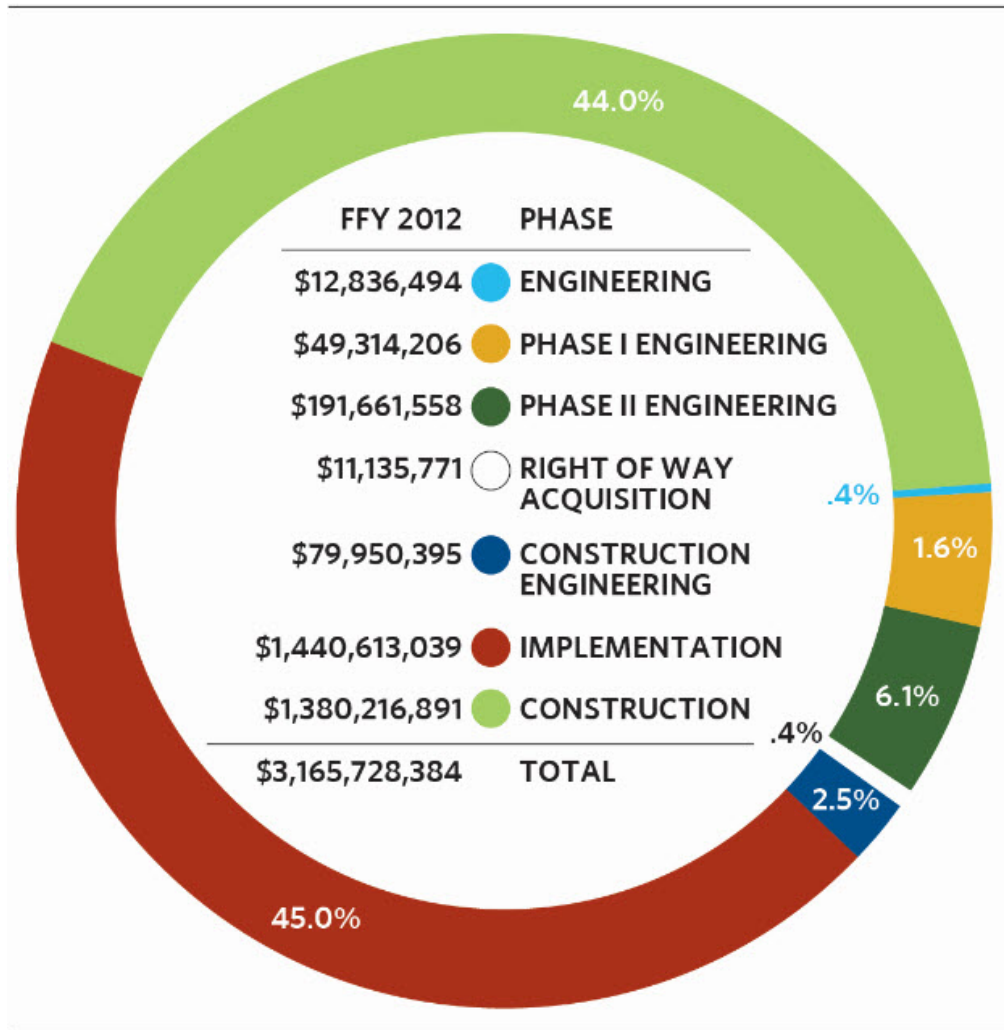
*** Local funds that were derived and used by a local agency such as the ISTHA, transit agencies, counties, municipalities, or townships.

Note: Included in local funds are estimates of municipal and township obligations compiled by CMAP. See Appendix 1 for more details.

Source: Chicago Metropolitan Agency for Planning. For more information, see Appendix 1.



Figure 2. FFY2012 obligations and awards by project phase



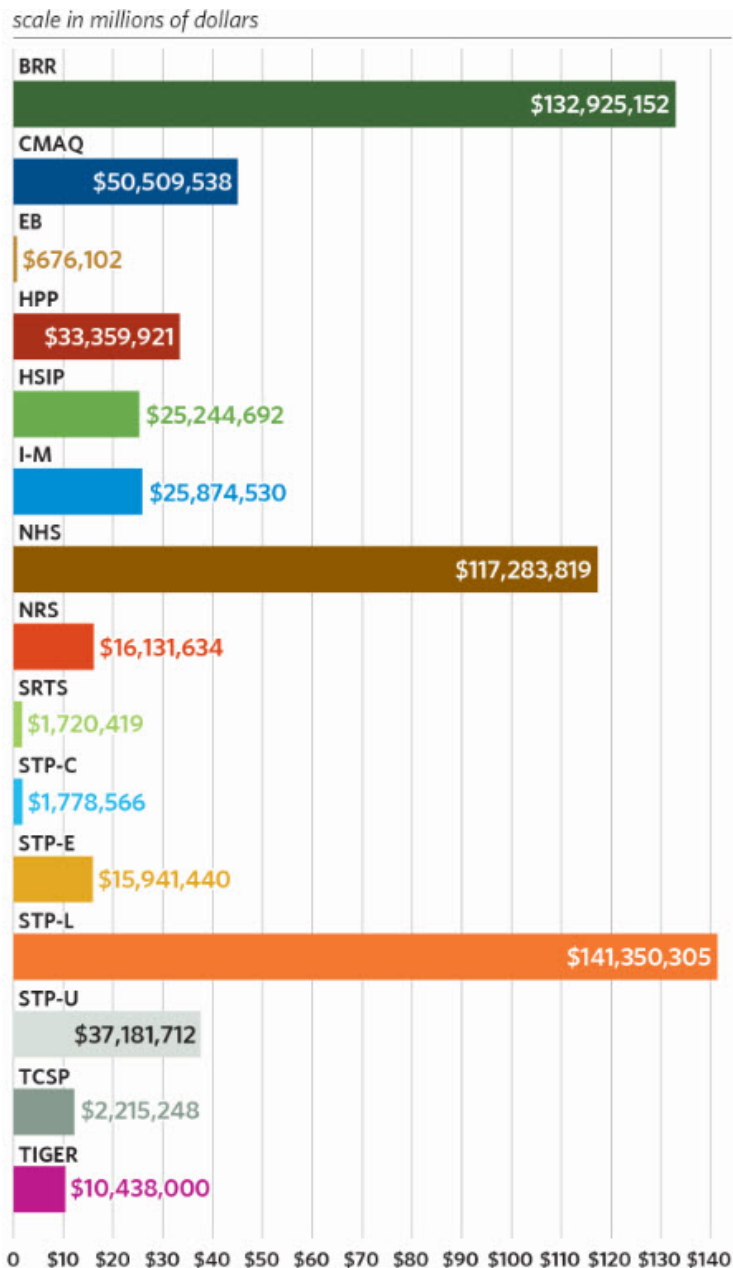
Source: Chicago Metropolitan Agency for Planning. For more information, see Appendix 1.

- Construction and implementation account for 89 percent of the region’s obligations and awards in FFY 2012.
- Pre-Construction/implementation phases are less expensive than construction and implementation.
- The construction phase was almost entirely comprised of Road projects, while 99 percent of the projects included in the implementation phase are Transit projects.
- Right of Way Acquisition (ROW) accounted for only .4 percent of all obligations and awards in FFY 2012, the fewest of all the phases shown in Figure 2.



- FFY 2012 Federal Highway Administration (FHWA) expenditures in the region totaled \$613,267,610.
- Four fund categories (BRR, CMAQ, NHS, and STP-L) accounted for over 72 percent of all of the FHWA expenditures.
- Bridge Replacement and Rehabilitation Programs (BRR) funds are used to repair and replace bridges.
- Congestion Mitigation and Air Quality Improvement (CMAQ) program funds are used to mitigate congestion and improve air quality.
- NHS funds are for improvements on the National Highway System.
- Surface Transportation Program – Local (STP-L) funds are primarily used by local governments in the region, often to maintain and repair roads that are on any Federal-aid highway.
- Note: [Appendix 5](#) has more detailed information regarding the various funding sources that are in the TIP, many of which had obligations or awards in FFY 2012.

Figure 3. FFY2012 obligations and awards by FHWA funding source

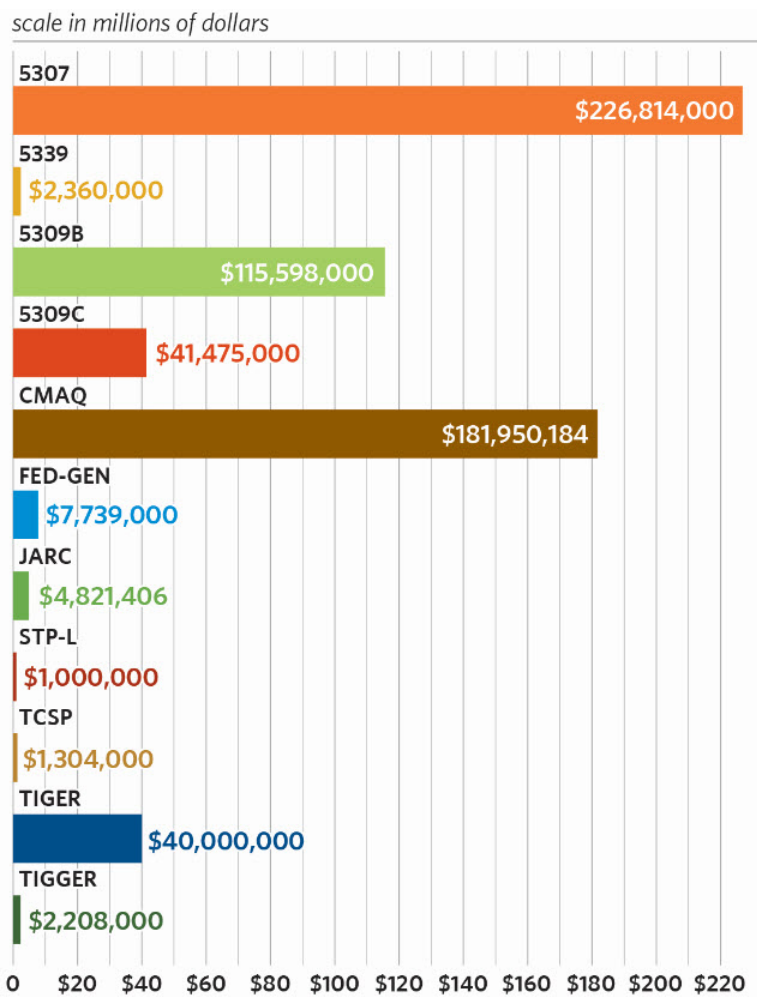


Source: Chicago Metropolitan Agency for Planning. For more information, see Appendix 1.



- In FFY 2012, \$630,868,044 in Federal Transit Administration funds were spent.
- Three categories (5307, 5309B, and CMAQ), accounted for over 83 percent of FTA expenditures in FFY 2012.
- 5307 funds are used for capital improvements to the transit system.
- 5309B funds are used specifically for rail projects (this fund source was replaced in the new transportation bill Moving Ahead for Progress in the 21st Century Act (MAP-21) with State of Good Repair Formula Grants).
- CMAQ funds are used to mitigate congestion and improve air quality.
- Nearly all of these funds are allocated to the region based on federal funding formulas that primarily rely on the urbanized area population of the region.
- [Appendix 5](#) has detailed information regarding the various funding sources that are in the TIP, many of which had obligations or awards in FFY 2012.

Figure 4. FFY2012 obligations and awards by FTA fund



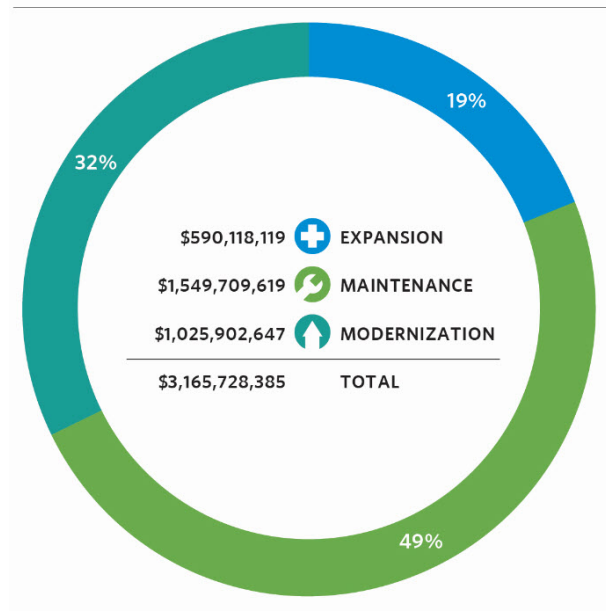
Source: Chicago Metropolitan Agency for Planning. For more information, see Appendix 1.

source.



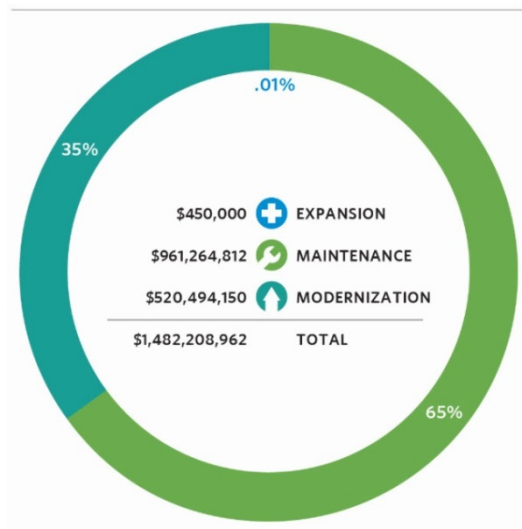
- The region’s long range plan, GO TO 2040 recommends, “...a focus on maintaining the existing system first, and using most of our remaining resources to modernize the system.”
- More than \$2.5 billion (81percent) of all capital transportation expenditures in FFY 12 were for maintenance or modernization projects.
- While a project may have components associated with a variety of project categories, each project is only assigned to one project category. The assignments are based on a hierarchy that goes expansion, modernization, than maintenance.
- There were \$1.55 billion in maintenance projects. These projects primarily consisted of highway (38 percent) or transit projects (62 percent).

Figure 5. FFY 2012 obligations and awards by project category.



Source: Chicago Metropolitan Agency for Planning. For more information, see Appendix 1.

Figure 6. FFY 2012 obligations and awards by transit project category.

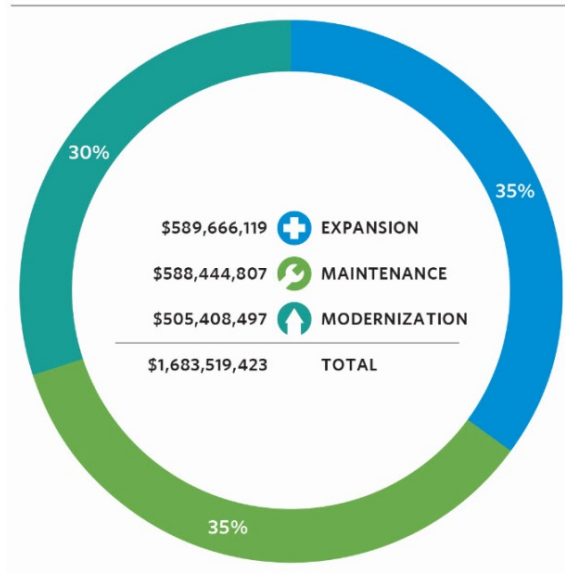


Source: Chicago Metropolitan Agency for Planning. For more information, see Appendix 1.

- There were nearly \$833 million in modernization projects. Transit projects comprised 44 percent, the largest share, of all modernization projects.
- As the charts to the left and on the next page demonstrate, there are considerable differences in what types of projects were obligated and/or awarded in FFY 2012 between road projects (roads, bicycle, and pedestrian) and transit projects.
- Transit expenditures were used mainly on maintenance.

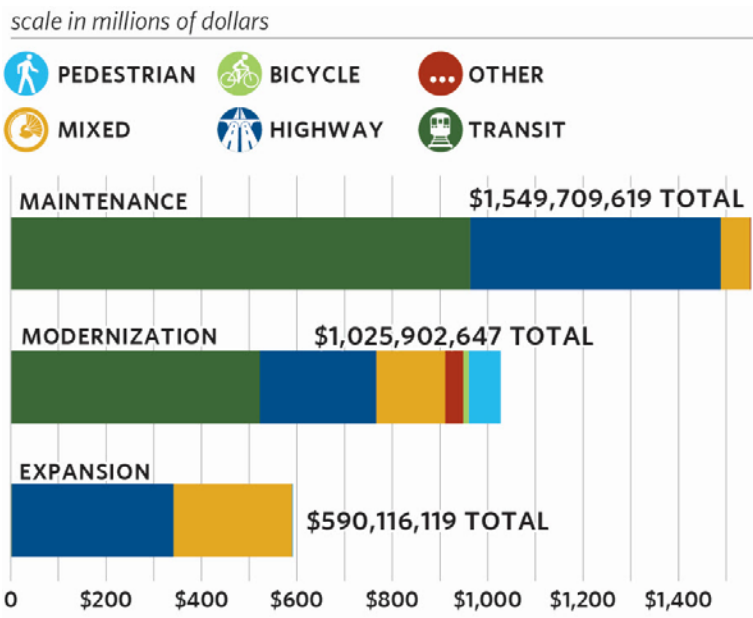
- The expansion and reconstruction of the Jane Adams Tollway (I-90) cost \$147,821,000 in FFY 2012. This is almost 25 percent of all FFY 2012 Road project expansion expenditures.
- Just over \$589 million in expansion projects were accomplished in FFY 2012. Mixed projects accounted for 42 percent and Highway projects 57 percent of all expansion projects.

Figure 7. FFY12 Obligations and Awards by Project Category for Road, Bicycle, and Pedestrian Projects



Source: Chicago Metropolitan Agency for Planning. For more information, see Appendix 1.

Figure 8. FFY12 project type by maintenance modernization, and expansion.



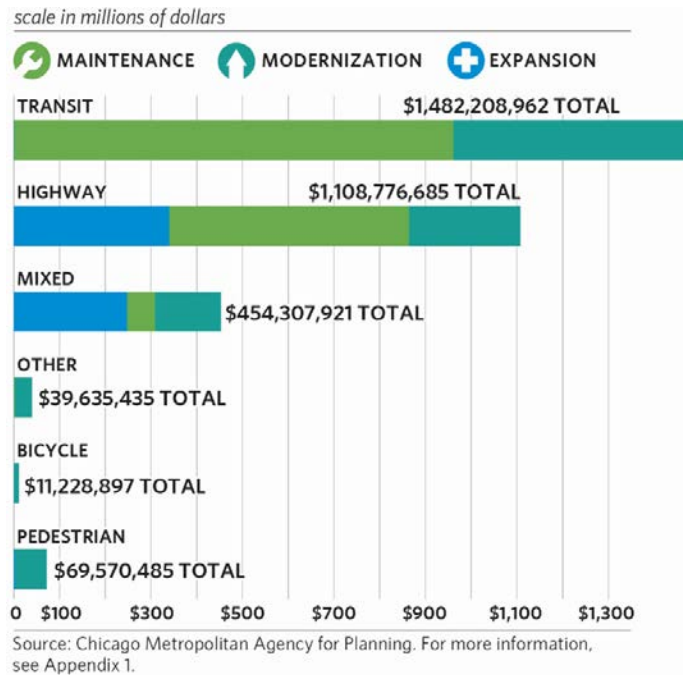
Source: Chicago Metropolitan Agency for Planning. For more information, see Appendix 1.

- Transit expenditures were used mainly on maintenance.
- Road expenditures included a considerably higher percentage of funds used on expansion projects. However, a single expansion project can have a significant cost associated with it.



- Nearly all of the transit projects were categorized as either maintenance or modernization.
- All pedestrian and bicycle projects were categorized as modernization.
- More than half (55 percent) of all mixed projects were classified as expansion projects.
- Thirty-one percent of all road projects were categorized as expansion.

Figure 9. FFY12 maintenance, modernization, and expansion by project type.



- CTA and Pace had capital expenditures for buses and bus routes:
 - CTA: \$108,115,000
 - Pace: \$122,367,000
 - RTA: \$43,838,448
- CTA and Metra all had capital expenditures for rail:
 - CDOT: \$103,255,000
 - CTA : \$644,038
 - Metra: \$164,036,845
- CTA also had projects such as office improvements, security, bond repayments, etc.

Figure 10. FFY 2012 transit agency obligations and awards by mode.

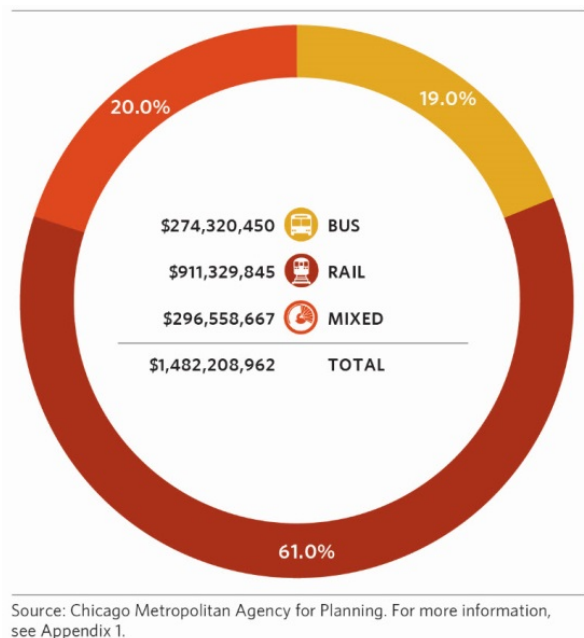
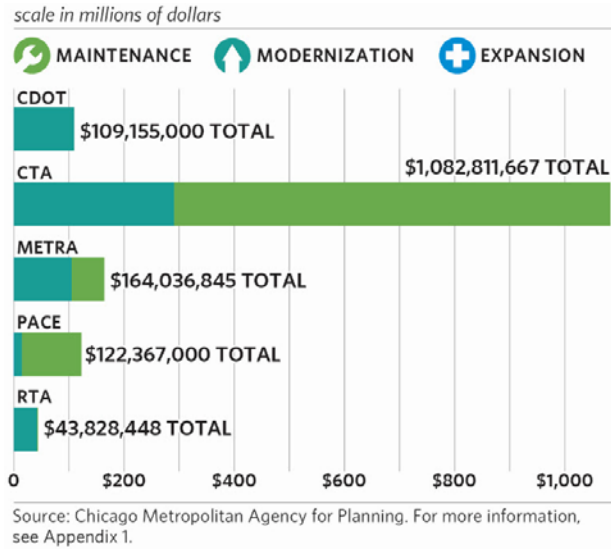
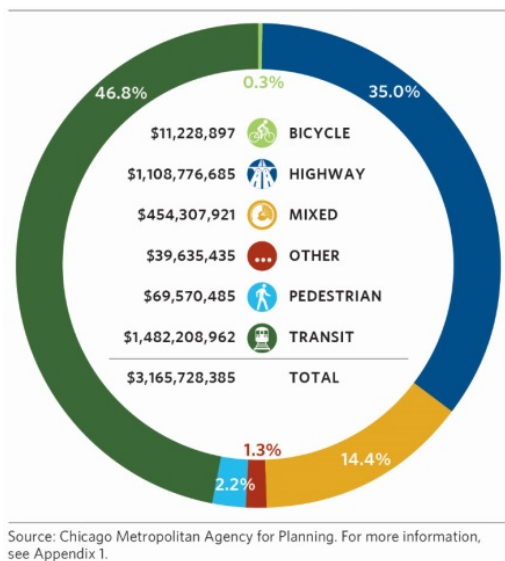


Figure 11. FFY12 Transit Agency Expenditures by Project Category.



- CTA’s large modernization project, the reconstruction of the Red Line from Cermak/Chinatown to 95th/Dan Ryan, accounted for \$415 million in modernization expenditures.
- The CTA spent nearly \$185 million repaying bonds that were used to for prior year capital purchases.
- Metra’s largest expenditures were modernization projects involving the CREATE program.
- Pace’s largest expenditure, \$71 million, was spent replacing buses.

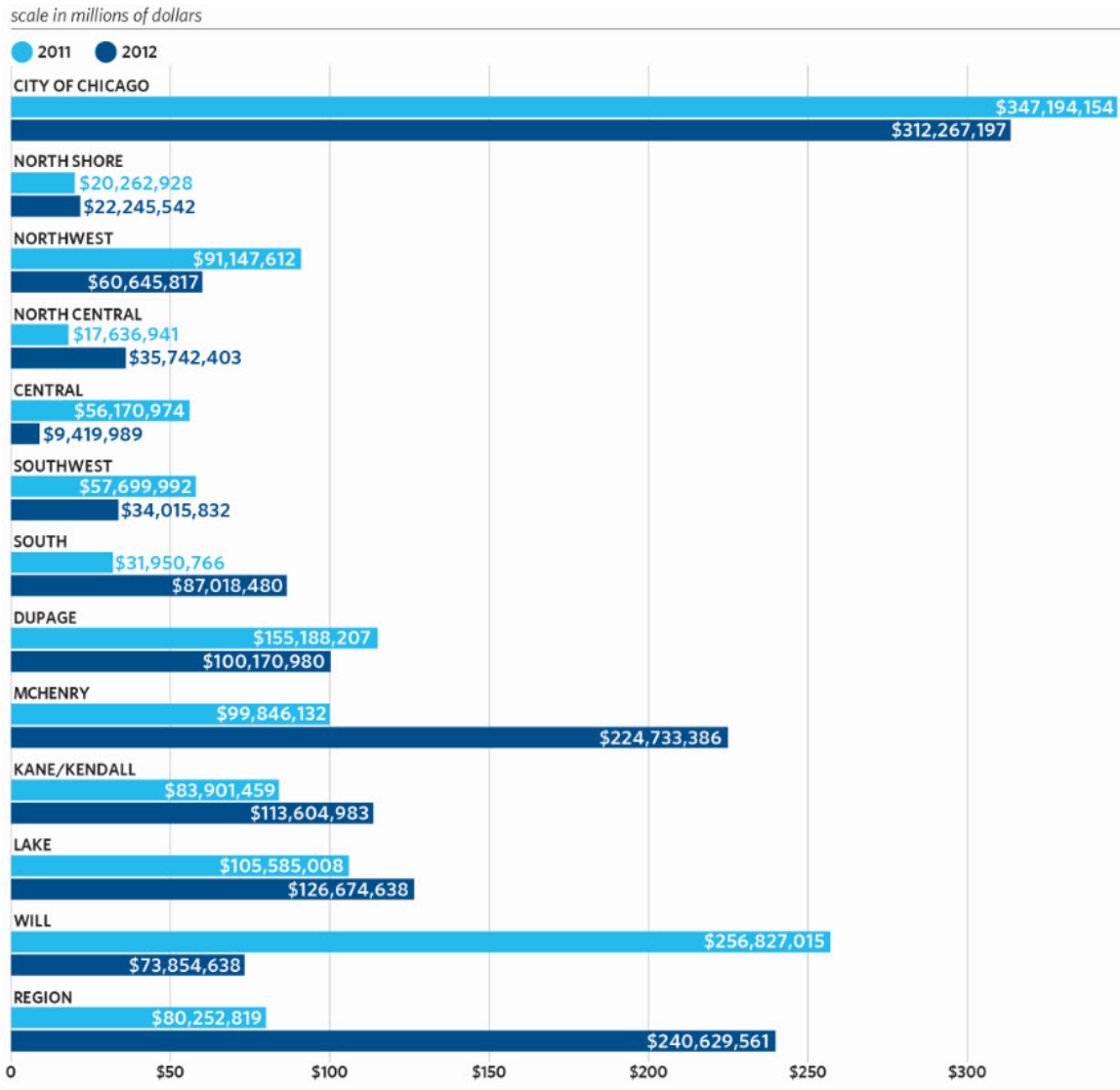
Figure 12. FFY12 obligations and awards by project type.



- Transit project accounted for just over 45 percent of all project types.
- The highway category includes projects on interstates, highways, roads, streets, and bridges and accounted for just over 35 percent of all project types.
- Mixed projects, which accounted for fewer than 15 percent of all project types, have elements of more than one project type. For example, a project involving street resurfacing and making improvements to sidewalks would be classified as mixed since it has both highway and pedestrian components.



Figure 13. Geographic Distribution of FFY11 and FFY12 Obligations and Awards.



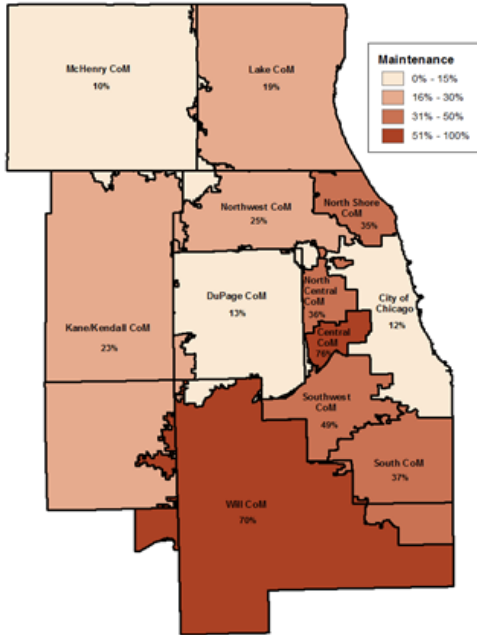
Source: Chicago Metropolitan Agency for Planning. For more information, see Appendix 1.

- The above chart is for road projects and does not include municipal or township projects that were 100 percent locally funded
- The Council of Mayors (CoM) boundaries are used to show the geographic distribution of road expenditures.
- Expenditures are for all project phases and reflect the project’s location, not sponsor.
- The regional amount is for projects that cross CoM boundaries or are regional in scope. As an example improvements on an Interstate would be classified as regional.



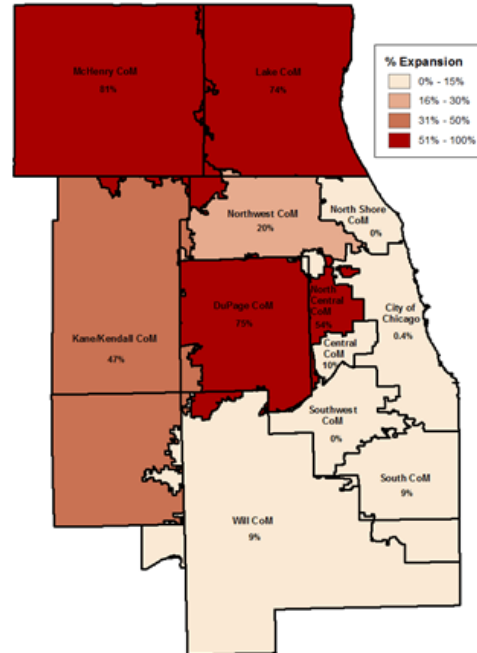
**FFY 2012 Road Construction (Non-Transit Projects) Expenditures by
Project Category and Council of Mayor (CoM) Area.**

Maintenance Awards and Obligations



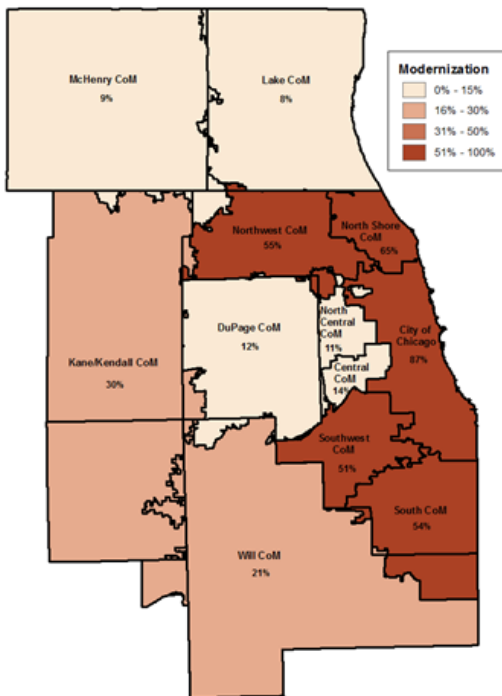
- The map to the left displays the percentage of Road construction expenditures used for maintenance projects.
- In two CoM's over 50% of all Road construction expenditures were on Maintenance projects.

Expansion Awards and Obligations



- The map above displays the percentage of Road construction funds spent used for Expansion projects.
- In four CoMs over 50% of all Road construction expenditures were on Expansion projects.

Modernization Awards and Obligations



- The map to the left displays the percentage of Road construction funds spent within each CoM area on Modernization projects.
- In four CoMs over 50% of all Road construction expenditures were on Modernization projects.

Note: Estimated local funds used exclusively on local projects were not included in the data shown on the maps.



FFY 2012 Obligations and Awards

Project Listings

Federally Funded Road Projects

(Interstates, Highways, Streets, Bridges, Bicycle, Pedestrian, etc.)

The following is a list of FFY 2012 expenditures by phase for Road projects that are considered part of a “federalized project.” Road projects include interstates, highways, arterial streets, local streets, bridges, bicycle and pedestrian projects, intersection improvements, etc. In sum, a road project is a non-transit project. A “federalized project” is a project that uses federal transportation funds to pay for some portion of the project cost. The vast majority of project phases shown in this section reflect expenditures using federal funds. Projects that are shown with non-federal fund expenditures had other phases that used federal funds and are thus considered to be federal projects. The descriptions that are shown are consistent with those in the [TIP](#). Federal funding tends to be dedicated to larger projects, including modernization projects and new facilities; smaller maintenance projects tend to be funded from local sources. Because of the focus on federal funding and regionally-significant projects, the data in this list reflects something of an expansion bias. Additionally, while a project may have components associated with a variety of project categories, each project is assigned to only one project category. The assignments are based on a hierarchy and any project with an expansion component is assigned to expansion. If a project has no expansion, but has both modernization and maintenance components, it is assigned to modernization. The majority of projects have multiple components and the hierarchy adds to the expansion bias.

Project phases are sorted by TIP ID (see [Appendix 3](#)); because the TIP ID corresponds to Council of Mayors boundaries, projects are grouped geographically. As in the TIP, each phase or fund source is shown as a separate line item. As an example, if a project has a construction phase that is being funded by local Surface Transportation Program (STP-L) funds and Congestion Mitigation and Air Quality (CMAQ) improvement funds, the project phase will be listed twice in the report, once for each fund source. The same is true when there are multiple project phases. For example, if a project includes both Construction and Right of Way (ROW), each phase will be listed separately in the report.



Table 1. FFY12 Federally Funded Project Phases.

TIP ID	State or Local	Municipality	Location	Project Limits	Phase	Work	Fund Source	Federal Funds (by Phase)	Matching Funds (by Phase)	State/Local Funds (non-matching) (by Phase)	Total Funding (by Phase)	Project Classification	Project Type
01-00-0036	Local	Burnham	Burnham/Greenway Gap	State St to Brainard Ave	EII	P.E. (Phase II)	STP-E	71,602	17,901	0	89,503	Modernization	Mixed
01-00-0059	State	Chicago	Wacker Dr	Monroe St to Van Buren St	C	Bridge Rehabilitation	BRR	84,817,878	22,182,122	0	107,000,000	Modernization	Mixed
01-00-0059	State	Chicago	Wacker Dr	Monroe St to Van Buren St	CE	Construction Engineering	BRR	12,000,000	3,000,000	0	15,000,000	Modernization	Mixed
01-00-0059	Local	Chicago	Wacker Dr	Randolph St to Adams St	EII	P.E. (Phase II)	HPP	680,000	170,000	0	850,000	Modernization	Mixed
01-00-0059	Local	Chicago	Wacker Dr	Randolph St to Adams St	EII	P.E. (Phase II)	ILL	0	0	170,000	170,000	Modernization	Mixed
01-01-0009	Local	Chicago	Lakefront Bike Trail	Navy Pier Flyover	EI	P.E. (Phase II), P.E. (Phase I)	CMAQ	2,288,000	572,000	0	2,860,000	Modernization	Bicycle
01-01-0009	Local	Chicago	Lakefront Bike Trail	Navy Pier Flyover	EII	P.E. (Phase II), P.E. (Phase I)	CMAQ	880,000	670,000	0	1,550,000	Modernization	Bicycle
01-03-0002	Local	Chicago	Stony Island Ave	Midway Plaisance to 95th St	EI	P.E. (Phase I), P.E. (Phase II)	CMAQ	700,000	175,000	0	875,000	Modernization	Highway
01-03-0004	Local	Chicago	Roosevelt Rd	Western Ave to Lake Shore Dr	EI	P.E. (Phase I), P.E. (Phase II)	CMAQ	344,000	86,000	0	430,000	Modernization	Highway
01-04-0002	Local	Chicago	35th St	Over South Lake Shore Dr	EI	P.E. (Phase I), P.E. (Phase II)	CMAQ	600,000	150,000	0	750,000	Modernization	Bicycle
01-05-0001	Local	Chicago	Various	Various Locations in Chicago	EI	P.E. (Phase I)	CMAQ	298,400	74,600	0	373,000	Modernization	Other
01-06-0023	State	Chicago	I-90/I-94 (Dan Ryan Expwy)	at Stony Island Feeder	EII	P.E. (Phase II)	ILL	0	0	1,554,637	1,554,637	Maintenance	Highway
01-06-0029	State	Chicago	I-55 (Stevenson Expy)	Prairie Ave to CN RR	C	Bridge Deck Repairs	I-M	434,269	48,252	0	482,521	Maintenance	Highway
01-06-0042	Local	Chicago	Foster Ave	Albany Ave to Kimball Ave	CE	Construction Engineering	EB	160,160	40,040	0	200,200	Modernization	Mixed

TIP ID	State or Local	Municipality	Location	Project Limits	Phase	Work	Fund Source	Federal Funds (by Phase)	Matching Funds (by Phase)	State/Local Funds (non-matching) (by Phase)	Total Funding (by Phase)	Project Classification	Project Type
01-06-0043	Local	Chicago	Foster Ave	Albany Ave to Kimball Ave	CE	Construction Engineering	STP-L	208,000	52,000	0	260,000	Maintenance	Mixed
01-06-0043	Local	Chicago	Foster Ave	Albany Ave to Kimball Ave	C	Lighting	HPP	1,444,000	361,000	0	1,805,000	Maintenance	Mixed
01-06-0043	Local	Chicago	Foster Ave	Albany Ave to Kimball Ave	C	Lighting	STP-L	1,872,000	468,000	0	2,340,000	Maintenance	Mixed
01-06-0048	Local	Chicago	Blue Island	19th St to 21st St	EI	P.E. (Phase I), P.E. (Phase II)	HPP	199,207	49,801	0	249,008	Modernization	Highway
01-07-0011	Local	Chicago	Sheridan Rd	at Loyola Ave	C	Bridge Replacement	HPP	950,000	75,500	0	1,025,500	Modernization	Other
01-08-0019	Local	Chicago	Various	Bridge Painting (Project #2)	C	Bridge Painting	STP-L	1,088,000	272,000	0	1,360,000	Modernization	Pedestrian
01-08-0019	Local	Chicago	Michigan Ave	Lake St to Van Buren St	CE	Construction Engineering	STP-L	192,000	48,000	0	240,000	Modernization	Pedestrian
01-08-0019	Local	Chicago	State St	Haddock Place to Jackson Blvd	CE	Construction Engineering	STP-L	160,000	40,000	0	200,000	Modernization	Pedestrian
01-08-0019	Local	Chicago	Various	Arterial Streets ADA Ramps - 2011 (North)	CE	Construction Engineering	STP-L	216,000	54,000	0	270,000	Modernization	Pedestrian
01-08-0019	Local	Chicago	Various	Arterial Streets ADA Ramps - 2011 (Central)	CE	Construction Engineering	STP-L	336,000	84,000	0	420,000	Modernization	Pedestrian
01-98-0038	Local	Chicago	Various	Arterial Street Resurfacing #61 South	CE	Construction Engineering	STP-L	323,000	1,177,000	0	1,500,000	Modernization	Pedestrian
01-08-0019	Local	Chicago	Various	Bridge Painting (Project #2)	CE	Construction Engineering	STP-L	163,200	40,800	0	204,000	Modernization	Pedestrian
01-98-0038	Local	Chicago	Various	Arterial Street Resurfacing #59 North	CE	Construction Engineering	STP-L	322,000	80,500	867,000	1,269,500	Modernization	Pedestrian
01-98-0038	Local	Chicago	Various	Arterial Street Resurfacing #60 Central	CE	Construction Engineering	STP-L	322,000	80,500	1,047,500	1,450,000	Modernization	Pedestrian



TIP ID	State or Local	Municipality	Location	Project Limits	Phase	Work	Fund Source	Federal Funds (by Phase)	Matching Funds (by Phase)	State/Local Funds (non-matching) (by Phase)	Total Funding (by Phase)	Project Classification	Project Type
01-98-0038	Local	Chicago	Various	Arterial Street Resurfacing #60 Central	C	Resurfacing	STP-L	2,902,000	725,500	9,422,500	13,050,000	Modernization	Pedestrian
01-98-0038	Local	Chicago	Various	Arterial Street Resurfacing #62 Far South	C	Resurfacing	STP-L	2,899,000	724,750	8,180,675	11,804,425	Modernization	Pedestrian
01-98-0038	Local	Chicago	Various	Arterial Street Resurfacing #59 North	C	Resurfacing	STP-L	2,902,000	725,500	7,872,500	11,500,000	Modernization	Pedestrian
01-98-0038	Local	Chicago	Various	Arterial Street Resurfacing #61 South	C	Resurfacing	STP-L	2,899,400	724,850	9,375,750	13,000,000	Modernization	Pedestrian
01-08-0019	Local	Chicago	Michigan Ave	Lake St to Van Buren St	C	Sidewalks	STP-L	1,320,800	333,200	0	1,654,000	Modernization	Pedestrian
01-08-0019	Local	Chicago	State St	Haddock Place to Jackson Blvd	C	Sidewalks	STP-L	1,148,800	287,200	0	1,436,000	Modernization	Pedestrian
01-08-0019	Local	Chicago	Various	Arterial Streets ADA Ramps - 2011 (Central)	C	Sidewalks	STP-L	2,260,000	565,000	0	2,825,000	Modernization	Pedestrian
01-08-0019	Local	Chicago	Various	Arterial Streets ADA Ramps - 2011 (North)	C	Sidewalks	STP-L	1,444,000	361,000	0	1,805,000	Modernization	Pedestrian
01-08-0020	State	Chicago	Congress Pkwy	at South Branch Chicago River	EII	P.E. (Phase II)	ILL	0	0	690,704	690,704	Maintenance	Highway
01-09-0029	State	Chicago	I-90/I-94 (Dan Ryan Expy)	at 63rd St	EII	P.E. (Phase II)	ILL	0	0	333,280	333,280	Modernization	Highway
01-09-0032	State	Chicago	I-55 (Stevenson Expy)	I-94 (Dan Ryan Expy) to Us 41 (Lake Shore Dr)	EII	P.E. (Phase II)	ILL	0	0	249,900	249,900	Maintenance	Highway
01-09-0034	State	Various	I-55 (Stevenson Expy)	I-355 to Kedzie Ave	C	Expressway Sweeping	CMAQ	448,110	49,790	0	497,900	Maintenance	Mixed
01-09-0034	State	Various	I-55 (Stevenson Expy)	I-355 (North-South tollway) to Kedzie Ave	C	Miscellaneous	ILL	0	0	396,500	396,500	Maintenance	Mixed
01-09-0034	State	Various	I-55 (Stevenson Expy)	I-355 (North-South tollway) to Kedzie Ave (Bus On Shoulder) Patrols	C	Miscellaneous	CMAQ	160,000	40,000	0	200,000	Maintenance	Mixed



TIP ID	State or Local	Municipality	Location	Project Limits	Phase	Work	Fund Source	Federal Funds (by Phase)	Matching Funds (by Phase)	State/Local Funds (non-matching) (by Phase)	Total Funding (by Phase)	Project Classification	Project Type
01-09-0056	Local	Chicago	Various	SRTS Walking School Bus & Parent Patrol Programs in Chicago	ENG	Preliminary Engineering	SRTS	80,596	0	0	80,596	Modernization	Other
01-10-0056	Local	Chicago	Various	Greenstreets Tree Planting Project at Chicago Westside Locations	C	Landscaping	STP-E	347,318	87,204	0	434,522	Modernization	Other
01-10-0056	Local	Chicago	Various	Greenstreets Tree Planting Project at Chicago Westside Locations	CE	Landscaping	STP-E	41,082	9,896	0	50,978	Modernization	Other
01-11-0010	State	Chicago	US 12/45	ILL 19 to I-190	CE	Construction Engineering	NHS	48,740	487,403	0	536,143	Expansion	Mixed
01-11-0010	State	Chicago	US 12, US 20, US 45, Mannheim Rd, Lemont Rd	ILL 72 (Higgins Rd) to ILL 19 (Irving Park Rd)	ROW	Land Acquisition	ILL	0	0	96,169	96,169	Expansion	Mixed
01-11-0010	Local	Chicago	US 12/45	ILL 19 to I-190	C	Reconstruction	NHS	487,403	121,851	0	609,254	Expansion	Mixed
01-11-0013	Local	Chicago	Various	Rock Island Trails Project - Along Metra Rock Island	EI	P.E. (Phase I)	TCSP	46,800	11,200	0	58,000	Modernization	Bicycle
01-11-0014	State	Cicero, Chicago	ILL 50 (Cicero Ave)	34th St to Pershing Rd	ROW	Land Acquisition	ILL	0	0	3,199	3,199	Modernization	Other
01-11-0014	State	Cicero, Chicago	ILL 50 (Cicero Ave)	34th St to Pershing Rd	C	Sidewalks	HSIP	462,265	51,363	15,663	529,291	Modernization	Other
01-12-0019	State	Chicago	I-90, I-94	at I-290/Congress Pkwy (Circle Interchange)	EI	P.E. (Phase I)	ILL	0	0	3,000,000	3,000,000	Expansion	Mixed
01-94-0089	State	Chicago	I-90 (Kennedy Expy)	at Oriole Ave	C	Bridge Replacement, Intersection Improvement	I-M	3,410,181	378,909	15,663	3,804,753	Maintenance	Mixed
01-94-0089	State	Chicago	I-90 (Kennedy Expy)	at Cumberland Ave	ROW	Land Acquisition	ILL	0	0	2,100	2,100	Maintenance	Mixed
01-95-0020	Local	Chicago	Torrence Ave	Calumet River	C	Bridge Rehabilitation	ILL	0	0	5,400,000	5,400,000	Maintenance	Highway
01-95-0020	Local	Chicago	Torrence Ave	Calumet River	CE	Construction Engineering	ILL	0	0	600,000	600,000	Maintenance	Highway



TIP ID	State or Local	Municipality	Location	Project Limits	Phase	Work	Fund Source	Federal Funds (by Phase)	Matching Funds (by Phase)	State/Local Funds (non-matching) (by Phase)	Total Funding (by Phase)	Project Classification	Project Type
01-96-0001	Local	Chicago	Wells St	Chicago River	C	Bridge Replacement	STP-L	37,016,722	6,104,180	0	43,120,902	Modernization	Highway
01-96-0001	Local	Chicago	Wells St	Chicago River	CE	Construction Engineering	STP-L	2,280,000	220,000	0	2,500,000	Modernization	Highway
01-96-0001	Local	Chicago	Wells St	Chicago River	C	Steel Supply	ILL	0	0	3,500,000	3,500,000	Modernization	Highway
01-96-0045	Local	Chicago	Laramie Ave	Viaduct at Polk St Over B&OCT RR	C	Bridge Replacement	ILL	0	0	450,000	450,000	Modernization	Highway
01-96-0045	Local	Chicago	Laramie Ave	Viaduct at Polk St Over B&OCT RR	CE	Construction Engineering	ILL	0	0	50,000	50,000	Modernization	Highway
01-97-0002	Local	Chicago	Various	2008 Program. Traffic Control Signals	CE	Construction Engineering	STP-L	456,000	114,000	0	570,000	Modernization	Highway
01-97-0002	Local	Chicago	Various	2008 Program. Traffic Control Signals	C	Traffic Signal Modernization	STP-L	3,064,000	766,000	0	3,830,000	Modernization	Highway
01-97-0002	Local	Chicago	Various	2009 Program. Traffic Control Signals	CE	Construction Engineering	STP-L	660,000	165,000	0	825,000	Modernization	Highway
01-97-0002	Local	Chicago	Various	2009 Program. Traffic Control Signals	C	Traffic Signal Modernization	STP-L	3,600,000	900,000	0	4,500,000	Modernization	Highway
01-97-0039	State	Chicago	I-94, ILL 110, I-90, I-290	Hubbard St to Polk St & Western Ave to Wells St	C	Median Barrier, Signing (New), Drainage	ILL	0	0	1,704,789	1,704,789	Maintenance	Mixed
01-97-0087	Local	Chicago	Broadway St/Sheridan Rd	Devon Ave to Hollywood Ave	EI	P.E. (Phase I), P.E. (Phase II)	CMAQ	54,472	13,618	0	68,090	Modernization	Highway
01-97-0087	Local	Chicago	Broadway St/Sheridan Rd	Devon Ave to Hollywood Ave	EI	P.E. (Phase I), P.E. (Phase II)	HPP	252,000	63,000	0	315,000	Modernization	Highway
01-97-0087	Local	Chicago	Broadway St/Sheridan Rd	Devon Ave to Hollywood Ave	EI	P.E. (Phase I), P.E. (Phase II)	EB	28,000	7,000	0	35,000	Modernization	Highway
01-98-0017	Local	Chicago	Various	Bridge Painting (Project #1)	C	Bridge Painting	STP-L	1,312,000	328,000	0	1,640,000	Maintenance	Highway



TIP ID	State or Local	Municipality	Location	Project Limits	Phase	Work	Fund Source	Federal Funds (by Phase)	Matching Funds (by Phase)	State/Local Funds (non-matching) (by Phase)	Total Funding (by Phase)	Project Classification	Project Type
01-98-0017	Local	Chicago	Various	Bridge Painting (Project #1)	CE	Construction Engineering	STP-L	196,800	49,200	0	246,000	Maintenance	Highway
01-98-0038	Local	Chicago	Various	Arterial Street Resurfacing #62 Far South	CE	Construction Engineering	STP-L	322,000	80,525	897,475	1,300,000	Maintenance	Mixed
02-02-0004	State	Northbrook	ILL 68 (Dundee Rd)	Middle Fork North Branch Chicago River 0.8 Mi E of ILL 43 (Waukegan Rd)	ROW	Land Acquisition	ILL	0	0	1,039	1,039	Modernization	Other
02-06-0019	Local	Glenview	ILL 43, Waukegan Rd	Woodlawn Ave to Ammer Rd	ROW	Land Acquisition	STP-L	329,840	141,360	0	471,200	Modernization	Highway
02-06-0029	Local	Glenview	West Lake Ave	Pfingston Rd to Pickwick Ave	C	Pedestrian Overpass	STP-E	746,289	186,572	0	932,861	Modernization	Mixed
02-08-0005	Local	Evanston	Sheridan Rd	South Blvd to Central St	C	Traffic Signal Modernization	CMAQ	742,879	185,720	311,285	1,239,884	Maintenance	Mixed
02-08-0014	State	Glenview	Willow Rd	Over Lehigh Ave & SOO RR	EII	P.E. (Phase II)	ILL	0	0	160,000	160,000	Modernization	Highway
02-09-0003	State	Northfield	Willow Rd	W Of Sunset Ridge Rd to E Of Happ Rd & at Middle Fork North Branch Chicago River	EI	P.E. (Phase I)	ILL	0	0	555,749	555,749	Expansion	Mixed
02-09-0003	State	Northfield	Willow Rd	ILL 43 (Waukegan Rd) to I-94 (Edens Expy) & at Middle Fork North Branch Chicago River	EII	P.E. (Phase II)	ILL	0	0	800,000	800,000	Expansion	Mixed
02-09-0023	State	Lincolnwood	Touhy Ave	Over I-94 (Edens Expwy)	C	Bridge Repair	BRR	597,161	66,351	0	663,512	Maintenance	Highway
02-09-0023	State	Lincolnwood	Touhy Ave	Over I-94 (Edens Expwy)	CE	Construction Engineering	BRR	59,716	6,635	0	66,351	Maintenance	Highway
02-09-0025	State	Glenview	ILL 21 (Milwaukee Ave)	S of Euclid Ave to Glenview Rd	C	RS	NHS	967,886	239,540	10,772	1,218,198	Maintenance	Highway
02-09-0031	Local	Lincolnwood	Various	Various Locations in Lincolnwood	CE	Construction Engineering	SRTS	15,000	0	0	15,000	Modernization	Other
02-09-0031	Local	Lincolnwood	Various	Various Locations in Lincolnwood	C	Signing (New), Pavement Marking, Sidewalks	SRTS	180,000	0	0	180,000	Modernization	Other



TIP ID	State or Local	Municipality	Location	Project Limits	Phase	Work	Fund Source	Federal Funds (by Phase)	Matching Funds (by Phase)	State/Local Funds (non-matching) (by Phase)	Total Funding (by Phase)	Project Classification	Project Type
02-09-0033	Local	Various	Cook County	Teach the Benefits of Walking and Bicycling to School	ENG	Preliminary Engineering	SRTS	13,400	0	0	13,400	Modernization	Other
02-09-0035	Local	Northfield	Sunset Ridge	from Willow Rd	CE	Construction Engineering	SRTS	8,756	0	0	8,756	Modernization	Pedestrian
02-09-0035	Local	Northfield	Various	Sunset Ridge Rd & Wagner Rd	EII	P.E. (Phase II)	SRTS	10,144	0	0	10,144	Modernization	Pedestrian
02-09-0035	Local	Northfield	Sunset Ridge	from Willow Rd	C	Pedestrian Facility	SRTS	152,700	0	0	152,700	Modernization	Pedestrian
02-10-0001	Local	Lincolnwood	Union Pacific Rail Line/Weber Spur	Devon Ave to Touhy Ave	EI	Preliminary Engineering	CMAQ	19,834	4,958	0	24,792	Modernization	Mixed
02-10-0002	Local	Lincolnwood	Lincolnwood (ComEd) Utility ROW/Skokie Valley Bike Multiuse Trail	Devon Ave to Jarvis Ave	ENG	Preliminary Engineering	CMAQ	28,000	7,000	0	35,000	Modernization	Bicycle
02-10-0016	Local	Evanston	Various	Various Location in Evanston	C	Landscaping	STP-E	36,000	17,810	0	53,810	Modernization	Other
02-10-0017	Local	Evanston	Chicago Ave	South Blvd to Main St	C	Streetscaping/Beautification	STP-E	555,107	138,777	0	693,884	Modernization	Mixed
02-11-0007	Local	Skokie	Oakton St	US 41 to Lowell Ave	C	Landscaping	STP-E	992,280	248,070	211,216	1,451,566	Maintenance	Highway
02-11-0012	Local	Glenview	Willow Rd	at I-294	CE	Construction Engineering	STP-E	12,712	3,178	0	15,890	Modernization	Pedestrian
02-11-0012	Local	Glenview	Willow Rd	at I-294	C	Traffic Signal Modernization, Sidewalks	STP-E	100,929	25,232	0	126,161	Modernization	Pedestrian
02-94-0001	State	Prospect Heights, Glenview	Willow Rd	E Of Des Plaines River to Culligan Pkwy (Allstate Entrance)	EII	P.E. (Phase II)	ILL	0	0	833,543	833,543	Maintenance	Highway
02-97-0001	State	Prospect Heights, Glenview	ILL 21 (Milwaukee Ave), US 45	Willow Rd to Sanders Rd	EII	P.E. (Phase II)	ILL	0	0	27,594	27,594	Modernization	Mixed



TIP ID	State or Local	Municipality	Location	Project Limits	Phase	Work	Fund Source	Federal Funds (by Phase)	Matching Funds (by Phase)	State/Local Funds (non-matching) (by Phase)	Total Funding (by Phase)	Project Classification	Project Type
02-98-0008	State	Northfield	Winnetka Rd	Skokie River E Of I-94 (Edens Expy)	ROW	Land Acquisition	ILL	0	0	7,746	7,746	Maintenance	Highway
03-00-0011	State	Wheeling	Wolf Rd	ILL 21 (Milwaukee Ave) to N of Hintz Rd	EII	P.E. (Phase II)	ILL	0	0	29,811	29,811	Modernization	Highway
03-00-0016	State	Des Plaines	Des Plaines, River Rd	US 12 (Rand Rd) to Devon Ave	EII	P.E. (Phase II)	ILL	0	0	288,741	288,741	Modernization	Mixed
03-00-0016	State	Des Plaines	Des Plaines, River Rd	US 12 (Rand Rd) to Devon Ave	C	Utility Adjustment	ILL	0	0	138,531	138,531	Modernization	Mixed
03-00-0108	Local	Schaumburg	Schaumburg Rd	at Barrington Rd	CE	Construction Engineering	STP-L	780,066	195,017	0	975,083	Modernization	Highway
03-00-0108	Local	Schaumburg	Schaumburg Rd	at Barrington Rd	C	Signal Interconnect	STP-L	2,241,634	560,408	0	2,802,042	Modernization	Highway
03-00-0108	Local	Schaumburg	Schaumburg Rd	at Barrington Rd	C	Signal Interconnect	CMAQ	2,939,358	842,457		3,781,815	Modernization	Highway
03-06-0004	Local	Niles, Chicago	ILL 21 (Milwaukee Ave)	Neva Ave to Monroe St	CE	Construction Engineering	STP-E	75,000	11,653	0	86,653	Expansion	Highway
03-06-0012	State	Des Plaines	ILL 21 (Milwaukee Ave)	at Wisconsin Central & UP RR 0.7 Miles NW of US 12/45 (Des Plaines River Rd)	EII	P.E. (Phase II)	HPP	656,609	164,152	0	820,761	Modernization	Other
03-06-0029	State	Niles	ILL 21 (Milwaukee Ave)	Neva Ave to Monroe St	C	Lighting	TSCP	366,358	119,286	0	485,644	Modernization	Other
03-06-0029	State	Niles	ILL 21 (Milwaukee Ave)	Neva Ave to Monroe St	C	Lighting, Streetscaping/Beautification	STP-E	1,174,804	293,701	0	1,468,505	Modernization	Other
03-06-0034	Local	Rolling Meadows	Plum Grove Rd	Kirchoff Rd to Bryant Ave	C	Bikeway	CMAQ	71,920	17,980	0	89,900	Modernization	Bicycle
03-06-0034	Local	Rolling Meadows	Plum Grove Rd	Kirchoff Rd to Bryant Ave	CE	Construction Engineering	CMAQ	14,400	3,600	0	18,000	Modernization	Bicycle
03-06-0034	Local	Rolling Meadows	Plum Grove Rd	Kirchoff Rd to Bryant Ave	ROW	Land Acquisition	CMAQ	50,720	12,680	0	63,400	Modernization	Bicycle



TIP ID	State or Local	Municipality	Location	Project Limits	Phase	Work	Fund Source	Federal Funds (by Phase)	Matching Funds (by Phase)	State/Local Funds (non-matching) (by Phase)	Total Funding (by Phase)	Project Classification	Project Type
03-08-0004	Local	Rolling Meadows	Bike Trail	Rohlwing Rd to Arlington Heights Train Station	EII	P.E. (Phase II)	CMAQ	51,785	12,946	0	64,731	Maintenance	Mixed
03-08-0004	Local	Rolling Meadows	Bike Trail	Rohlwing Rd to Arlington Heights Train Station	EII	P.E. (Phase II)	STP-L	28,760	28,760	0	57,520	Maintenance	Mixed
03-09-0008	Local	Hoffman Estates	ILL 72	Evanston Street to 300 Feet East of Basswood St	C	Sidewalks, Bikeway	CMAQ	511,978	127,995	0	639,973	Modernization	Mixed
03-09-0012	Local	Buffalo Grove	ILL 68	Ridge Rd to Huntington Ln	C	Bridge replacement	CMAQ	490,936	171,206	0	662,142	Modernization	Pedestrian
03-09-0012	Local	Buffalo Grove	ILL 68	Ridge Rd to Huntington Ln	CE	Construction Engineering	CMAQ	47,994	11,999	0	59,993	Modernization	Pedestrian
03-09-0015	State	Elgin	ILL 58	at Shales Pkwy/Countryfield Ln	C	Bridge Replacement	HSIP	436,478	80,522	0	517,000	Modernization	Highway
03-09-0046	State	Prospect Heights	Wolf Rd	Over Palatine Rd	C	Bridge Fabrication	STP-U	111,790	27,947	0	139,737	Maintenance	Highway
03-09-0046	State	Prospect Heights	Wolf Rd	Over Palatine Rd	C	Bridge Superstructure	STP-U	1,013,703	253,426	0	1,267,129	Maintenance	Highway
03-09-0051	State	Des Plaines	Mannheim Rd	Prospect Ave to ILL 72 (Higgins Rd)	C	Resurfacing	STP-U	968,391	242,098	24,621	1,235,110	Maintenance	Highway
03-09-0057	Local	Mount Prospect	Kensington Rd	Forest Ave to ILL 83	EII	P.E. (Phase II)	ILL	0	0	30,550	30,550	Maintenance	Highway
03-09-0063	Local	Schaumburg	Walnut Ln	Bode Rd to Golf Rd	CE	Construction Engineering	STP-L	279,838	69,960	0	349,798	Maintenance	Highway
03-09-0063	Local	Schaumburg	Walnut Ln	Bode Rd to Golf Rd	C	Sidewalks	STP-L	1,524,617	381,154	611,661	2,517,432	Maintenance	Highway
03-09-0071	Local	Schaumburg	Walnut Ln	Poplar Creek	CE	Construction Engineering	BRR	44,800	11,200	0	56,000	Maintenance	Highway
03-09-0071	Local	Schaumburg	Walnut Ln	Poplar Creek	C	Culvert Replacement	BRR	295,914	73,979	0	369,893	Maintenance	Highway



TIP ID	State or Local	Municipality	Location	Project Limits	Phase	Work	Fund Source	Federal Funds (by Phase)	Matching Funds (by Phase)	State/Local Funds (non-matching) (by Phase)	Total Funding (by Phase)	Project Classification	Project Type
03-09-0081	Local	Prospect Hts.	Schoenbeck Rd	Marion St to Palatine Rd	CE	Construction Engineering	STP-L	40,000	10,000	0	50,000	Modernization	Pedestrian
03-09-0081	Local	Prospect Hts.	Schoenbeck Rd	Marion St to Palatine Rd	C	Pedestrian Facility	SRTS	250,000	0	0	250,000	Modernization	Pedestrian
03-09-0081	Local	Prospect Hts.	Schoenbeck Rd	Marion St to Palatine Rd	C	Pedestrian Facility	STP-L	64,142	16,035	0	80,177	Modernization	Pedestrian
03-10-0001	Local	Arlington Heights	McDonald Creek	Hintz Rd to Windsor Dr	C	Bikeway	CMAQ	210,931	52,732	0	263,663	Modernization	Mixed
03-10-0004	Local	Hoffman Estates	ILL 59	at Shoe Factory Rd	CE	Construction Engineering	ILL	0	0	7,650	7,650	Modernization	Highway
03-10-0004	Local	Hoffman Estates	ILL 59	at Shoe Factory Rd	CE	Construction Engineering	CMAQ	61,200	15,300	0	76,500	Modernization	Highway
03-10-0004	Local	Hoffman Estates	ILL 59	at Shoe Factory Rd	C	Intersection Reconstruction	CMAQ	747,093	186,773	0	933,866	Modernization	Highway
03-10-0016	State	Hoffman Estates	ILL 72 (Higgins Rd)	at Beverly Rd & Rock Road Dr	C	Traffic Signal Modernization, Intersection Improvement	HSIP	745,467	82,830	18,080	846,376	Modernization	Highway
03-10-0024	Local	Bartlett	W Bartlett Rd	ILL 59 to Western Ave	CE	Construction Engineering	STP-E	53,400	23,262	0	76,662	Modernization	Mixed
03-10-0024	Local	Bartlett	W Bartlett Rd	ILL 59 to Western Ave	C	Streetscaping/Beaut	STP-E	276,428	211,812	9,912	498,153	Modernization	Mixed
03-10-0032	State	Schaumburg	I-290 (E/W frontage Rds)	S Of ILL 58 (Golf Rd) to N of ILL 72 (Higgins Rd) (E & W Frontage Rds)	C	Skidproofing, Signing (New), Curve Corrections	HSIP	325,221	36,136	0	361,357	Modernization	Other
03-10-0038	Local	Hanover Park	Longmeadow Ln	West Branch DuPage River	EII	P.E. (Phase II)	BRR	31,499	7,874	0	39,373	Modernization	Highway
03-10-0040	Local	Rolling Meadows	Carriageway Dr	Salt Creek	EII	P.E. (Phase II)	BRR	65,903	16,476	0	82,379	Modernization	Highway
03-10-0042	State	Palatine	Palatine Rd	Salt Creek	C	Culvert Replacement	NHS	195,768	48,942	0	244,710	Modernization	Highway



TIP ID	State or Local	Municipality	Location	Project Limits	Phase	Work	Fund Source	Federal Funds (by Phase)	Matching Funds (by Phase)	State/Local Funds (non-matching) (by Phase)	Total Funding (by Phase)	Project Classification	Project Type
03-10-0043	Local	Des Plaines	Perry St	at US 12/45	CE	Construction Engineering	STP-L	101,450	43,479	0	144,929	Modernization	Highway
03-10-0043	Local	Des Plaines	Perry St	at US 12/45	C	Intersection Improvement	STP-L	715,908	306,818	4,464	1,027,190	Modernization	Highway
03-11-0006	Local	Hoffman Estates	Hassell Rd	Barrington Rd to Jones Rd	EII	P.E. (Phase II)	STP-L	75,000	75,000	0	150,000	Modernization	Mixed
03-11-0011	Local	Arlington Heights	Davis Street	Between Pine Avenue And Bristol Lane In Arlington Heights	C	Sidewalks	STP-E	33,186	8,296	0	41,482	Modernization	Pedestrian
03-11-0013	State	Rolling Meadows, Arlington Heights, Schaumburg, Berkeley, Elk Grove Village, Palatine	ILL 53, I-290	Us 12 (Rand Rd) to Thorndale Ave	C	Sign Maintenance	HSIP	862,745	95,861	426,395	1,385,000	Modernization	Other
03-11-0015	State	Niles	ILL 58 (Golf Rd)	at Dee Rd & at Western Ave	C	Traffic Signal Modernization	HSIP	478,846	53,205	1,431	533,481	Modernization	Highway
03-11-0018	Local	Schaumburg	State Parkway	Roselle Rd to Plum Grove Rd	CE	Construction Engineering	STP-L	126,000	54,000	0	180,000	Maintenance	Mixed
03-11-0018	Local	Schaumburg	State Parkway	Roselle Rd to Plum Grove Rd	C	Resurfacing	STP-L	745,330	319,427	0	1,064,757	Maintenance	Mixed
03-11-0021	Local	Wheeling	W Jeffery Ave	Buffalo Creek	EI	P.E. (Phase I)	BRR	87,034	21,759	0	108,793	Maintenance	Highway
03-11-0025	State	Mt. Prospect	Mt. Prospect	Various locations in Mt. Prospect	CE	Construction Engineering	HSIP	100,483	12,873	0	113,356	Modernization	Mixed
03-11-0025	Local	Mt. Prospect	Mt. Prospect	Various locations in Mt. Prospect	C	Traffic Signal Modernization	HSIP	669,888	85,817	0	755,705	Modernization	Mixed
03-12-0025	Local	Barrington	Main St	at N Hager Ave and Coldspring Rd	C	Safety Improvements	HSIP	23,329	2,593	0	25,922	Modernization	Mixed



TIP ID	State or Local	Municipality	Location	Project Limits	Phase	Work	Fund Source	Federal Funds (by Phase)	Matching Funds (by Phase)	State/Local Funds (non-matching) (by Phase)	Total Funding (by Phase)	Project Classification	Project Type
03-12-0026	Local	Elk Grove Village	Meacham Rd	N. of Nerge Rd to Texas St	CE	Construction Engineering	STP-L	124,473	53,346	0	177,819	Modernization	Highway
03-12-0026	Local	Elk Grove Village	Meacham Rd	N. of Nerge Rd to Texas St	C	Lighting	STP-L	853,094	365,611	0	1,218,705	Modernization	Highway
03-96-0021	State	Elk Grove Village, Bensenville, Itasca, Wood Dale	Elgin-O'Hare, O'Hare Ring Rd	I-290/ILL 53 to O'Hare Ring Rd; I-90 (Northwest tollway) to I-294 (Tri-State tollway)	EI	P.E. (Phase I)	NRS	16,131,634	4,032,908	0	20,164,542	Expansion	Highway
03-97-0005	State	South Barrington	ILL 62 (Algonquin Rd)	Eastings Way to Penny Rd	C	Additional Lanes, Retaining Wall, Reconstruction, Vertical Realignment	NHS	6,129,125	1,532,281	0	7,661,407	Expansion	Highway
03-97-0005	State	South Barrington	ILL 62 (Algonquin Rd)	Eastings Way to Penny Rd	EII	P.E. (Phase II)	ILL	0	0	90,298	90,298	Expansion	Highway
04-06-0026	Local	Hillside, Bellwood	US 12/20/ 45, Mannheim Rd	Roosevelt Rd to Butterfield Rd	ENG	Preliminary Engineering	STP-E	206,801	51,700	0	258,501	Modernization	Mixed
04-08-0002	Local	Northlake	Grand Ave	Northwest Ave to Rhodes Ave	EI	P.E. (Phase I)	CMAQ	99,737	24,934	0	124,671	Modernization	Pedestrian
04-08-0013	Local	Franklin Park	25th Ave	Chestnut Ave to King St.	C	Installation of fiber optic cable	SRTS	60,000	0	0	60,000	Modernization	Pedestrian
04-09-0006	Local	North Riverside	Various	9th Ave to Veterans Dr; Village wide Bike Path Stage 2	CE	Construction Engineering	HPP	88,822	22,206	0	111,028	Modernization	Bicycle
04-09-0006	Local	North Riverside	Various	9th Ave to Veterans Dr; Village wide Bike Path Stage 2	C	Resurfacing, Bikeway	HPP	622,324	155,581	0	777,905	Modernization	Bicycle
04-10-0011	Local	Melrose Park	Division St	25th Ave to 9th Ave	CE	Construction Engineering	STP-E	49,840	12,460	0	62,300	Modernization	Other
04-10-0011	Local	Melrose Park	Division St	25th Ave to 9th Ave	CE	Construction Engineering	STP-L	26,320	6,580	0	32,900	Modernization	Other
04-10-0011	Local	Melrose Park	Division St	25th Ave to 9th Ave	C	Sidewalks	STP-E	756,000	231,409	0	987,409	Modernization	Other



TIP ID	State or Local	Municipality	Location	Project Limits	Phase	Work	Fund Source	Federal Funds (by Phase)	Matching Funds (by Phase)	State/Local Funds (non-matching) (by Phase)	Total Funding (by Phase)	Project Classification	Project Type
04-10-0011	Local	Melrose Park	Division St	25th Ave to 9th Ave	C	Sidewalks	STP-L	88,000	45,800	0	133,800	Modernization	Other
04-10-0021	Local	Norridge	Canfield Ave	Montrose Ave to Lawrence Ave	CE	Construction Engineering	STP-L	106,400	26,600	0	133,000	Modernization	Highway
04-10-0021	Local	Norridge	Canfield Ave	Montrose Ave to Lawrence Ave	CE	Construction Engineering	ILL	0	0	26,600	26,600	Modernization	Highway
04-10-0021	Local	Norridge	Canfield Ave	Montrose Ave to Lawrence Ave	C	Resurfacing	STP-L	739,135	184,783	0	923,918	Modernization	Highway
04-10-0021	Local	Norridge	Canfield Ave	Montrose Ave to Lawrence Ave	C	Resurfacing	ILL	0	0	184,783	184,783	Modernization	Highway
04-11-0006	Local	Oak Park	Various	Marion St Viaduct Ridgeland Ave Viaduct	CE	Construction Engineering	STP-E	66,080	16,520	0	82,600	Maintenance	Highway
04-11-0006	Local	Oak Park	Various	Marion St Viaduct Ridgeland Ave Viaduct	C	Drainage improvement and sign maintenance	STP-E	681,760	566,633	0	1,248,393	Maintenance	Highway
04-11-0006	Local	Oak Park	Various	Marion St Viaduct Ridgeland Ave Viaduct	EII	Preliminary Engineering	STP-E	38,400	9,600	0	48,000	Maintenance	Highway
04-11-0011	Local	Forest Park	Circle Ave	Harrison St to Harlem Ave	CE	Construction Engineering	STP-L	61,260	15,315	0	76,575	Maintenance	Highway
04-11-0011	Local	Forest Park	Circle Ave	Harrison St to Harlem Ave	C	Resurfacing	STP-L	624,821	156,205	0	781,026	Maintenance	Highway
04-11-0014	State	Cook County	Various	Various North Cook County	C	Patching	ILL	0	0	2,050,000	2,050,000	Maintenance	Highway
04-11-0017	Local	River Forest	Washington Blvd	Des Plaines River to Lathrop Ave	CE	Construction Engineering	STP-L	52,000	13,000	0	65,000	Maintenance	Highway
04-11-0017	Local	River Forest	Washington Blvd	Des Plaines River to Lathrop Ave	C	Resurfacing	STP-L	443,039	110,760	0	553,799	Maintenance	Highway
04-12-0013	Local	Hillside	Hillside Ave	Harrison St to Darmstadt Rd	CE	Construction Engineering	STP-L	20,872	5,218	0	26,090	Maintenance	Highway



TIP ID	State or Local	Municipality	Location	Project Limits	Phase	Work	Fund Source	Federal Funds (by Phase)	Matching Funds (by Phase)	State/Local Funds (non-matching) (by Phase)	Total Funding (by Phase)	Project Classification	Project Type
04-12-0013	Local	Hillside	Hillside Ave	Harrison St to Darmstadt Rd	C	Resurfacing	STP-L	110,681	27,670	0	138,351	Maintenance	Highway
04-98-0002	State	Schiller Park	US 12, US 45, Mannheim Rd	at Franklin Ave & SOO RR	C	RR Flagger	ILL	0	0	19,110	19,110	Modernization	Highway
04-98-0002	State	Schiller Park	US 12, US 45, Mannheim Rd	at Franklin Ave & SOO RR	C	RR Flagger	ILL	0	0	200,000	200,000	Modernization	Highway
04-98-0021	State	Forest Park	I-290 (Eisenhower Expy)	Des Plaines River (Pump Station 4)	EII	P.E. (Phase II)	ILL	0	0	380,392	380,392	Modernization	Other
04-98-0023	State	Melrose Park	5th Ave	Silver Creek 0.6 Miles S. of ILL 64 (North Ave)	C	Bridge Replacement	BRR	747,463	186,866	4,930	939,259	Maintenance	Highway
05-05-0003	Local	Brookfield	Grand Blvd	Veteran's Circle to 31St St	CE	Construction Engineering	STP-L	341,250	113,750	0	455,000	Maintenance	Highway
05-05-0003	Local	Brookfield	Grand Blvd	Veteran's Circle to 31st St	C	Reconstruction	STP-L	2,893,592	964,531	498,645	4,356,768	Maintenance	Highway
05-07-0004	State	Summit, Mc Cook, Lyons	ILL 171 (First Ave)	at I-55 (Stevenson Expy)	C	Bridge Deck Repairs	ILL	0	0	793,967	793,967	Expansion	Mixed
05-07-0004	State	Summit, Mc Cook, Lyons	ILL 171 (First Ave)	47th St to 55th St Bridge Complex at I-55	EII	P.E. (Phase II)	ILL	0	0	1,150,000	1,150,000	Expansion	Mixed
05-07-0006	State	Forest View	ILL 43 (Harlem Ave)	Over Cn & Mwrld Sludge Rr	C	Bridge Repair	ILL	0	0	169,493	169,493	Maintenance	Mixed
05-07-0007	State	Hodgkins, Countryside	US 12, US 20, US 45, La Grange Rd	at Joliet Rd	EII	P.E. (Phase II)	ILL	0	0	242,121	242,121	Maintenance	Highway
05-09-0006	Local	Berwyn	Oak Park Ave	Odgen Ave to 34th St & 31St St to Cermak Ave	CE	Construction Engineering	HPP	75,239	18,810	0	94,049	Modernization	Other
05-09-0006	Local	Berwyn	Oak Park Ave	Odgen Ave to 34th St & 31St St to Cermak Ave	CE	Construction Engineering	EB	7,761	1,940	0	9,701	Modernization	Other
05-09-0006	Local	Berwyn	Oak Park Ave	Odgen Ave to 34th St & 31st St to Cermak Ave	C	Street lighting & sidewalk replacement	HPP	615,885	153,972	0	769,857	Modernization	Other



TIP ID	State or Local	Municipality	Location	Project Limits	Phase	Work	Fund Source	Federal Funds (by Phase)	Matching Funds (by Phase)	State/Local Funds (non-matching) (by Phase)	Total Funding (by Phase)	Project Classification	Project Type
05-09-0013	State	Lyons	ILL 43	from 39th St to Pershing Rd. to 40th Pl.	CE	Construction Engineering	HSIP	19,578	2,175	0	21,753	Modernization	Highway
05-09-0013	State	Lyons	ILL 43	from 39th St to Pershing Rd. to 40th Pl.	C	Improve vertical and horizontal road alignment	HSIP	195,775	21,753	0	217,528	Modernization	Highway
05-09-0013	State	Stickney, Lyons	ILL 43 (Harlem Ave)	39th St/Pershing Rd to 40th Pl	ROW	Land Acquisition	ILL	0	0	3,256	3,256	Modernization	Highway
05-10-0001	Local	Berwyn	Various	Berwyn and Riverside Bicycle Facility Maps	C	Marketing	CMAQ	23,988	5,997	0	29,985	Modernization	Bicycle
05-11-0003	Local	Countryside	US 12, US 20, US 45, La Grange Rd	Joliet Rd to 55th St	EI	P.E. (Phase I)	STP-E	8,000	2,000	0	10,000	Modernization	Other
06-02-0108	Local	Lemont	McCarthy Rd	Derby Rd to Archer Ave	C	Widening & Resurfacing	HPP	280,000	70,000	0	350,000	Modernization	Highway
06-02-0108	Local	Lemont	McCarthy Rd	Derby Rd to Archer Ave	CE	Construction Engineering	STP-L	261,350	112,007	0	373,357	Modernization	Highway
06-02-0108	Local	Lemont	McCarthy Rd	Derby Rd to Archer Ave	C	Widening & Resurfacing	STP-L	1,456,693	624,296	0	2,080,989	Modernization	Highway
06-02-0112	Local	Palos Heights	ILL 43 (Harlem Ave)	College Dr/119th St to 127th St	CE	Construction Engineering	STP-L	79,386	34,023	0	113,409	Modernization	Highway
06-02-0112	Local	Palos Heights	ILL 43 (Harlem Ave)	College Dr/119th St to 127th St	C	Lighting	STP-L	788,893	197,223	140,874	1,126,991	Modernization	Highway
06-02-0113	Local	Palos Heights	76th Ave	131st St to 127th St	CE	Construction Engineering	STP-L	119,017	51,016	0	170,033	Maintenance	Highway
06-02-0113	Local	Palos Heights	76th Ave	131st St to 127th St	C	Construction of 5 concrete retaining walls	STP-L	622,256	155,564	111,117	888,937	Maintenance	Highway
06-06-0014	Local	Alsip	Pulaski Rd	123rd St to 115th St	CE	Construction Engineering	STP-L	84,000	36,000	0	120,000	Modernization	Mixed
06-06-0014	Local	Alsip	Pulaski Rd	123rd St to 115th St	EII	P.E. (Phase II)	STP-L	66,500	27,316	0	93,816	Modernization	Mixed



TIP ID	State or Local	Municipality	Location	Project Limits	Phase	Work	Fund Source	Federal Funds (by Phase)	Matching Funds (by Phase)	State/Local Funds (non-matching) (by Phase)	Total Funding (by Phase)	Project Classification	Project Type
06-06-0014	Local	Alsip	Pulaski Rd	123rd St to 115th St	C	Pavement markings and street lights	HPP	560,000	140,000	0	700,000	Modernization	Mixed
06-06-0014	Local	Alsip	Pulaski Rd	123rd St to 115th St	C	Pavement markings and street lights	STP-L	117,313	50,277	0	167,590	Modernization	Mixed
06-06-0020	Local	Blue Island	Sacramento Ave	at 127th St	CE	Construction Engineering	STP-L	108,077	46,319	0	154,396	Modernization	Highway
06-06-0020	Local	Blue Island	Sacramento Ave	at 127th St	C	Traffic Signal Modernization	STP-L	851,498	364,928	0	1,216,426	Modernization	Highway
06-06-0061	Local	Palos Heights	Southwest Highway	117th St to Cal-Sag Channel	C	Bicycle/Pedestrian Facility	STP-L	119,081	75,854	0	194,935	Modernization	Mixed
06-06-0061	Local	Palos Heights	Southwest Highway	117th St to Cal-Sag Channel	CE	Construction Engineering	STP-L	10,419	4,465	0	14,884	Modernization	Mixed
06-06-0061	Local	Palos Heights	Southwest Highway	117th St to Cal-Sag Channel	EII	P.E. (Phase II)	STP-L	17,339	7,430	0	24,769	Modernization	Mixed
06-06-0061	Local	Palos Heights	Southwest Highway	117th St to Cal-Sag Channel	EII	P.E. (Phase II)	CMAQ	358,475	89,618	0	448,093	Modernization	Mixed
06-08-0001	State	Orland Park	US 6, ILL 7, 159th St	Will-Cook Rd to 94th Ave	ROW	Land Acquisition	ILL	0	0	86,980	86,980	Expansion	Highway
06-08-0001	State	Orland Park	US 6, ILL 7, 159th St	Will-Cook Rd to US 45 (S La Grange Rd)	EII	P.E. (Phase II)	ILL	0	0	3,277,200	3,277,200	Expansion	Highway
06-08-0009	State	Alsip	ILL 50 (Cicero Ave), ILL 84	Cal Sag Channel N of Cal Sag Rd 0.6 Mi N of ILL 83	C	Bridge Rehabilitation	BRR	1,583,992	395,998	0	1,979,990	Maintenance	Highway
06-08-0009	State	Alsip	ILL 50 (Cicero Ave), ILL 83	Cal Sag Channel N of Cal Sag Rd 0.6 Mi N of ILL 83	EII	P.E. (Phase II)	ILL	0	0	53,867	53,867	Maintenance	Highway
06-09-0004	Local	Bedford Park	Various	Northeast Illinois	IMP	Buying of GenSet switch engines.	CMAQ	3,476,250	1,871,827	0	5,348,077	Modernization	Other
06-09-0005	State	Cook County	95th St	at 104th Ave/Flavin Rd	C	Intersection Reconstruction	CMAQ	2,261,260	565,315	3,425	2,830,000	Modernization	Highway



TIP ID	State or Local	Municipality	Location	Project Limits	Phase	Work	Fund Source	Federal Funds (by Phase)	Matching Funds (by Phase)	State/Local Funds (non-matching) (by Phase)	Total Funding (by Phase)	Project Classification	Project Type
06-09-0005	State	Cook County	95th St	at 104th Ave/Flavin Rd	ROW	Land Acquisition	CMAQ	80,000	20,000	0	100,000	Modernization	Highway
06-09-0053	State	Alsip, Oak Lawn	ILL 50 (Cicero Ave)	95th St to 127th St	C	Resurfacing	NHS	2,260,957	567,121	45,815	2,873,893	Maintenance	Highway
06-09-0069	Local	Burr Ridge, Willow Springs, Berkeley	Various Routes	German Church Rd; Wolf Rd to Willow West Dr; School St: School Property to German Church Rd; Wolf Rd: Stratford Ln to German Church Rd.	CE	Construction Engineering	SRTS	18,700	0	0	18,700	Modernization	Pedestrian
06-09-0069	Local	Willow Springs	Various	In Willow Springs	CE	Sidewalks	SRTS	18,700	0	0	18,700	Modernization	Pedestrian
06-09-0069	Local	Willow Springs	Various	In Willow Springs	C	Sidewalks	SRTS	133,580	0	0	133,580	Modernization	Pedestrian
06-09-0069	Local	Willow Springs	Various	In Willow Springs	C	Sidewalks	STP-L	38,174	16,361	0	54,535	Modernization	Pedestrian
06-10-0015	Local	Palos Heights	ILL 43 (Harlem Ave)	127th St to 130th St	CE	Construction Engineering	STP-L	39,585	16,965	0	56,550	Modernization	Highway
06-10-0015	Local	Palos Heights	ILL 43 (Harlem Ave)	127th St to 130th St	C	Lighting	STP-L	314,787	134,908	0	449,695	Modernization	Highway
06-10-0022	Local	Orland Hills	Haven Ave	159th St to 163rd St	EII	P.E. (Phase II)	STP-L	41,996	17,998	0	59,994	Modernization	Highway
06-11-0005	Local	Alsip	Central Ave	122nd St to 115th St	CE	Construction Engineering	STP-L	23,100	9,900	0	33,000	Modernization	Mixed
06-11-0005	Local	Alsip	Central Ave	122nd St to 115th St	C	Construction of 5 concrete retaining walls	STP-L	101,544	43,519	0	145,063	Modernization	Mixed
06-11-0005	Local	Alsip	Central Ave	122nd St to 115th St	EII	P.E. (Phase II)	STP-L	17,500	7,500	0	25,000	Modernization	Mixed
06-11-0013	State	Orland Park	ILL 43 (Harlem Ave)	at Wheeler Dr and at 157th St	C	Traffic Signal Modernization	HSIP	293,597	32,622	10,003	336,222	Modernization	Highway
06-11-0014	State	Oak Lawn	US 12, US 20, 95th St	at Kostner Ave and ILL 50 (Cicero Ave)	C	Traffic Signal Modernization, Pedestrian Signals	HSIP	289,965	32,218	41,344	363,527	Modernization	Highway



TIP ID	State or Local	Municipality	Location	Project Limits	Phase	Work	Fund Source	Federal Funds (by Phase)	Matching Funds (by Phase)	State/Local Funds (non-matching) (by Phase)	Total Funding (by Phase)	Project Classification	Project Type
06-11-0015	Local	Lemont	High Rd	N of 135th St to 127th St	EII	P.E. (Phase II)	STP-L	28,000	12,000	0	40,000	Maintenance	Highway
06-11-0015	Local	Lemont	High Rd	N of 135th St to 127th St	CE	Construction Engineering	STP-L	33,600	14,400	0	48,000	Maintenance	Highway
06-11-0015	Local	Lemont	High Rd	N of 135th St to 127th St	C	Resurfacing	STP-L	220,441	94,475	0	314,916	Maintenance	Highway
06-11-0016	Local	Palos Hills	US 41, ILL 50	127th St to 55th St	ENG	P.E. (Corridor Study)	STP-L	35,650	142,598	0	178,248	Modernization	Other
06-94-0001	State	Chicago, Bedford Park, Burbank	Central Ave	63rd St to 87th St	EI	P.E. (Phase I)	ILL	0	0	2,042,907	2,042,907	Expansion	Highway
06-98-0013	State	Worth	ILL 83, Calumet Sag Rd	Mill Creek E of US 45 (96th Ave)	C	Bridge Replacement	NHS	783,241	195,810	0	979,051	Maintenance	Highway
06-98-0013	State	Worth	ILL 83, Calumet Sag Rd	Mill Creek E of US 45 (96th Ave)	EII	P.E. (Phase II)	ILL	0	0	54,418	54,418	Maintenance	Highway
07-06-0017	Local	Park Forest	Orchard Rd	Sauk Trail to Us 30 (Lincoln Hwy)	CE	Construction Engineering	STP-L	576,513	247,077	0	823,590	Maintenance	Mixed
07-06-0017	Local	Park Forest	Orchard Rd	Sauk Trail to US 30 (Lincoln Hwy)	C	Reconstruction	STP-L	5,051,312	2,164,846	0	7,216,158	Maintenance	Mixed
07-06-0027	State	Cook County	I-80	at Central Ave 0.3 Miles N of 183rd St	C	Bridge Superstructure	I-M	1,297,768	145,267	0	1,443,036	Maintenance	Highway
07-06-0045	Local	Crete	ILL 1 (Halsted St)	at Exchange Street	C	Landscaping	STP-E	173,468	43,367	0	216,835	Modernization	Other
07-06-0052	Local	Richton Park	Richton Park	Sauk Trail From Richton Road to Richton Square Rd In Richton Park	CE	Construction Engineering	STP-E	25,194	6,299	0	31,493	Modernization	Other
07-06-0057	Local	Richton Park	Governor's Highway	at Poplar Avenue in Richton Park	C	Intersection Improvement	CMAQ	55,401	13,850	0	69,251	Modernization	Highway
07-06-0058	Local	Cook County	Thorn Creek Bike Trail	28th & Euclid to 183rd & Cottage Grove	ENG	Preliminary Engineering	CMAQ	295,712	73,928	0	369,640	Modernization	Bicycle



TIP ID	State or Local	Municipality	Location	Project Limits	Phase	Work	Fund Source	Federal Funds (by Phase)	Matching Funds (by Phase)	State/Local Funds (non-matching) (by Phase)	Total Funding (by Phase)	Project Classification	Project Type
07-08-0009	Local	Homewood	Various	Various Locations in Homewood	C	Miscellaneous Projects	CMAQ	88,889	22,222	0	111,111	Modernization	Mixed
07-08-0013	State	Markham	I-57	at Crawford Ave	C	Bridge New Deck	BRR	1,879,814	208,868	0	2,088,682	Maintenance	Highway
07-08-0038	State	Calumet City	Burnham Ave	Over State St, RR's & Grand Calumet River	C	RR Flagger	ILL	0	0	174,010	174,010	Maintenance	Highway
07-08-0044	Local	Park Forest	Thorn Creek Dr	Thorn Creek	EII	P.E. (Phase II)	BRR	87,072	21,768	0	108,840	Maintenance	Highway
07-08-0045	State	Harvey	ILL 83, Sibley Blvd, 147th St	at Wallace Ave	ROW	Land Acquisition	ILL	0	0	822	822	Modernization	Highway
07-09-0012	State	Midlothian, Harvey, Posen, Dixmoor	ILL 83	Kedzie Ave to Western Ave	C	Reconstruction	Tiger	10,438,000	2,609,500	0	13,047,500	Modernization	Highway
07-09-0012	State	Midlothian, Harvey, Posen, Dixmoor	ILL 83	Kedzie Ave to Western Ave	C	Reconstruction	STP-U	6,911,163	2,192,014	0	9,103,177	Modernization	Highway
07-09-0028	Local	South Holland	US 6, 162nd St	at Wausau Ave	C	Intersection Improvement	ILL	0	0	2,800	2,800	Modernization	Highway
07-09-0038	State	Lansing	ILL 83, US 6, Torrence Ave	Little Calumet River	EII	P.E. (Phase II)	ILL	0	0	135,000	135,000	Modernization	Highway
07-09-0065	State	Riverdale, Dixmoor, Blue Island	Ashland Ave	Broadway St to Thornton Rd	C	Traffic Signal Modernization	HSIP	2,508,585	278,732	0	2,787,317	Modernization	Highway
07-09-0087	State	Harvey, Dixmoor, Riverdale, Blue Island	Wood St	Little Calumet River to US 6	EI	P.E. (Phase I)	ILL	0	0	1,158,716	1,158,716	Maintenance	Highway
07-10-0003	Local	Chicago Hts.	US 30 & ILL 1	ILL 1 (Chicago Rd) to State St.	CE	Construction Engineering	CMAQ	22,712	5,678	0	28,390	Modernization	Mixed
07-10-0003	Local	Chicago Hts.	US 30 & ILL 1	ILL 1 (Chicago Rd) to State St.	C	RS	CMAQ	227,124	56,781	0	283,905	Modernization	Mixed
07-10-0026	Local	Homewood	183rd	Sacramento Ave to Regal Rd	C	RS	STP-L	583,431	250,041		833,472	Maintenance	Highway



TIP ID	State or Local	Municipality	Location	Project Limits	Phase	Work	Fund Source	Federal Funds (by Phase)	Matching Funds (by Phase)	State/Local Funds (non-matching) (by Phase)	Total Funding (by Phase)	Project Classification	Project Type
07-10-0060	State	Flossmoor	Western Ave	Butterfield Creek 0.3 Mi N of Vollmer Rd	C	Bridge Fabrication	STP-U	57,200	14,300	0	71,500	Modernization	Highway
07-10-0060	State	Flossmoor	Western Ave	Butterfield Creek 0.3 Mi N of Vollmer Rd	C	Bridge Superstructure	STP-U	690,476	172,619	2,750	865,845	Modernization	Highway
07-11-0006	Local	Homewood	Willow Rd	Harwood Ave to Riegel Rd	C	Resurfacing	STP-L	276,051	118,308	0	394,359	Maintenance	Highway
07-11-0021	State	Harvey	Dixie Hwy	at 150th St & at 154th St.	C	Traffic Signal Modernization, Sidewalks	HSIP	317,569	35,285	7,192	360,047	Modernization	Highway
07-11-0022	State	Lynwood	ILL 83, Torrence Ave	at Glenwood Dyer Rd	C	Traffic Signal Modernization	HSIP	170,843	18,983	3,904	193,729	Modernization	Highway
07-11-0024	Local	Park Forest	Indianwood/Lakewood Blvds	Indianwood Blvd: Sauk Trail to Western Ave; Lakewood Blvd: Sauk Trail to Orchard Ave	CE	Construction Engineering	STP-L	44,625	19,125	0	63,750	Maintenance	Highway
07-11-0024	Local	Park Forest	Indianwood/Lakewood Blvds	Indianwood Blvd: Sauk Trl to Western Ave; Lakewood Blvd: Sauk Trl to Orchard Ave	C	Resurfacing	STP-L	669,395	286,883	0	956,278	Maintenance	Highway
07-11-0026	Local	Hazel Crest	California Ave	175th St 171st St	CE	Construction Engineering	STP-L	26,619	16,591	0	43,210	Maintenance	Highway
07-11-0026	Local	Hazel Crest	California Ave	175th St 171st St	C	Resurfacing	STP-L	165,675	71,004	0	236,679	Maintenance	Highway
07-11-0029	Local	Oak Forest	Forest Ave	174th St to 167th St	CE	Construction Engineering	STP-L	41,475	17,775	0	59,250	Modernization	Mixed
07-11-0029	Local	Oak Forest	Forest Ave	174th St to 167th St	C	Resurfacing	STP-L	300,763	128,899	0	429,662	Modernization	Mixed
07-11-0034	Local	Calumet City	Sibley Blvd	Torrence Ave to State Line Rd	CE	Construction Engineering	STP-L	78,750	61,343	0	140,093	Maintenance	Highway
07-11-0034	Local	Calumet City	Sibley Blvd	Torrence Ave to State Line Rd	C	Resurfacing	ILL	0	0	270,000	270,000	Maintenance	Highway
07-11-0034	Local	Calumet City	Sibley Blvd	Torrence Ave to State Line Rd	C	RS	STP-L	665,250	248,202	0	913,452	Maintenance	Highway



TIP ID	State or Local	Municipality	Location	Project Limits	Phase	Work	Fund Source	Federal Funds (by Phase)	Matching Funds (by Phase)	State/Local Funds (non-matching) (by Phase)	Total Funding (by Phase)	Project Classification	Project Type
07-11-0037	Local	Dolton	Ellis Ave	142nd St to Lincoln Ave	CE	Construction Engineering	STP-L	18,900	8,100	0	27,000	Maintenance	Highway
07-11-0037	Local	Dolton	Ellis Ave	142nd St to Lincoln Ave	C	Resurfacing	STP-L	167,521	71,795	0	239,316	Maintenance	Highway
07-11-0038	Local	Dolton	Woodlawn Ave	Lincoln Ave to Sibley Blvd	CE	Construction Engineering	STP-L	10,500	4,500	0	15,000	Maintenance	Highway
07-11-0038	Local	Dolton	Woodlawn Ave	Lincoln Ave to Sibley Blvd	C	Resurfacing	STP-L	80,500	42,536	0	123,036	Maintenance	Highway
07-11-0039	Local	Chicago Hts.	187th St	Chicago Hts/Glenwood Rd	EI	P.E. (Phase I)	STP-L	280,000	120,000	0	400,000	Modernization	Highway
07-11-0040	Local	Glenwood	Dante Ave	Glenwood-Dyer Rd to Glenwood-Lansing Rd	CE	Construction Engineering	STP-L	14,700	6,300	0	21,000	Maintenance	Highway
07-11-0040	Local	Glenwood	Dante Ave	Glenwood-Dyer Rd to Glenwood-Lansing Rd	C	Resurfacing	STP-L	132,298	56,699	0	188,997	Maintenance	Highway
07-11-0041	Local	Glenwood	Minerva Ave	Glenwood-Dyer Rd to Glenwood-Lansing Rd	CE	Construction Engineering	STP-L	12,600	5,400	0	18,000	Maintenance	Highway
07-11-0041	Local	Glenwood	Minerva Ave	Glenwood-Dyer Rd to Glenwood-Lansing Rd	C	Resurfacing	STP-L	105,694	45,297	0	150,991	Maintenance	Highway
07-11-0047	Local	Robbins	Claire Blvd	Kedzie Ave to Francisco Ave	CE	Construction Engineering	STP-L	35,680	8,920	0	44,600	Maintenance	Highway
07-11-0047	Local	Robbins	Claire Blvd	Kedzie Ave to Francisco Ave	C	Construct Pedestrian tunnel	STP-L	304,776	76,194	0	380,970	Maintenance	Highway
07-11-0048	Local	Sauk Village	223rd St	from Nichols Dr to Murphy Ave	CE	Construction Engineering	STP-L	24,500	10,500	0	35,000	Maintenance	Highway
07-11-0048	Local	Sauk Village	223rd St	from Nichols Dr to Murphy Ave	C	Resurfacing	STP-L	219,758	94,181	0	313,939	Maintenance	Highway
07-11-0053	Local	Tinley Park	167th St	80th Ave to Harlem Ave	CE	Construction Engineering	STP-L	49,000	21,000	0	70,000	Maintenance	Highway



TIP ID	State or Local	Municipality	Location	Project Limits	Phase	Work	Fund Source	Federal Funds (by Phase)	Matching Funds (by Phase)	State/Local Funds (non-matching) (by Phase)	Total Funding (by Phase)	Project Classification	Project Type
07-11-0053	Local	Tinley Park	167th St	80th Ave to Harlem Ave	C	Resurfacing	STP-L	376,196	161,226	0	537,422	Maintenance	Highway
07-11-0054	Local	Tinley Park	167th St	Cherry Hill Dr to 80th Ave	CE	Construction Engineering	STP-L	35,000	15,000	0	50,000	Maintenance	Highway
07-11-0054	Local	Tinley Park	167th St	Cherry Hill Dr to 80th Ave	C	Resurfacing	STP-L	190,095	81,469	0	271,564	Maintenance	Highway
07-11-0056	Local	Calumet City	State St	Lincoln Ave to State Line Rd	C	RS	TCSP	234,820	58,705	0	293,525	Maintenance	Highway
07-12-0009	Local	Richton Park	Poplar Ave	Cicero Ave to Governor's Highway	CE	Construction Engineering	STP-L	32,000	8,000	0	40,000	Maintenance	Highway
07-12-0009	Local	Richton Park	Poplar Ave	Cicero Ave to Governor's Highway	C	RS	STP-L	237,902	59,475	0	297,377	Maintenance	Highway
07-12-0010	Local	South Holland	Woodlawn Ave	Little Calumet River	EI	P.E. (Phase I)	BRR	88,000	22,000	0	110,000	Maintenance	Highway
07-12-0013	Local	Posen	Walter Zimney Dr	147th St to Western Ave	CE	Construction Engineering	STP-L	23,800	10,200	0	34,000	Maintenance	Highway
07-12-0013	Local	Posen	Walter Zimney Dr	147th St to Western Ave	C	Resurfacing	STP-L	209,465	104,475	0	313,940	Maintenance	Highway
07-12-0028	Local	Park Forest	Blackhawk Dr	Monee Rd to Sauk Trail	CE	Construction Engineering	STP-L	70,000	30,000	0	100,000	Maintenance	Highway
07-12-0028	Local	Park Forest	Blackhawk Dr	Monee Rd to Sauk Trail	C	Resurfacing	STP-L	854,386	366,166	0	1,220,552	Maintenance	Highway
07-94-0008	State	Markham	I-57	at I-294 (Tri-State tollway)	EI	P.E. (Phase I)	ILL	0	0	277,695	277,695	Expansion	Highway
07-94-0008	State	Markham	I-57	Over I-294 (Tri-State tollway)	EII	P.E. (Phase II)	ILL	0	0	2,859,276	2,859,276	Expansion	Highway
07-94-0008	State	Markham	I-57	Over I-294 (Tri-State tollway)	ENG	P.E. Surveys (Row)	ILL	0	0	239,773	239,773	Expansion	Highway



TIP ID	State or Local	Municipality	Location	Project Limits	Phase	Work	Fund Source	Federal Funds (by Phase)	Matching Funds (by Phase)	State/Local Funds (non-matching) (by Phase)	Total Funding (by Phase)	Project Classification	Project Type
07-94-0027	Local	Lynwood	Joe Orr Rd	Stoney Island Ave to Torrence Ave	C	New Construction	STP-L	3,381,000	845,250	2,954,864	7,181,114	Expansion	Highway
07-98-0020	State	East Hazel Crest	ILL 1 (Halsted St)	Over I-80/294 (Tri-State tollway)	C	Bridge Deck removal and replacement	NHS	1,620,153	405,038	779,578	2,804,769	Maintenance	Highway
07-98-0020	State	East Hazel Crest	ILL 1 (Halsted St)	Over I-80/294 (Tri-State tollway)	EII	P.E. (Phase II)	ILL	0	0	33,978	33,978	Maintenance	Highway
07-99-0028	Local	South Holland	170th (167th) Street	South Park Avenue (Chicago Road) to west of Bishop Ford Freeway (I-94)	C	Reconstruction	STP-L	4,354,000	1,088,500	1,357,500	6,800,000	Modernization	Highway
08-00-0008	State	Itasca, Addison	ILL 53, Rohlwing Rd	Elgin-O'Hare Expy to ILL 64 (North Ave)	EII	P.E. (Phase II)	ILL	0	0	599,566	599,566	Expansion	Mixed
08-00-0010	State	Wheaton	ILL 56 (Butterfield Rd)	E of Winfield Rd to Naperville Rd	EII	P.E. (Phase II)	ILL	0	0	109,098	109,098	Expansion	Mixed
08-00-0010	State	Warrenville	ILL 56 (Butterfield Rd)	W of ILL 59 (Joliet Rd) to E of Winfield Rd	EII	P.E. (Phase II)	ILL	0	0	49,282	49,282	Expansion	Mixed
08-00-0010	State	Wheaton	ILL 56 (Butterfield Rd)	E of Winfield Rd to Naperville Rd	C	Utility Adjustment	ILL	0	0	387,215	387,215	Expansion	Mixed
08-00-0020	Local	Aurora	Eola Rd	Montgomery Rd to 87th St	EI	P.E. (Phase I)	STP-L	159,328	159,328	0	318,656	Expansion	Mixed
08-00-0060	State	Naperville, Aurora	ILL 59	Ferry Rd to Aurora Ave	EII	P.E. (Phase II)	ILL	0	0	3,202,834	3,202,834	Expansion	Mixed
08-00-0060	State	Naperville, Aurora	ILL 59	Ferry Rd to Aurora Ave	ENG	P.E. (Row)	ILL	0	0	47,844	47,844	Expansion	Mixed
08-00-0060	State	Naperville, Aurora	ILL 59	Ferry Rd to Aurora Ave	C	Pump Station, Retaining Wall	NHS	5,275,657	1,318,915	0	6,594,572	Expansion	Mixed
08-00-0060	Local	Naperville	ILL 59	from New York St to Ferry Rd.	C	Retaining Wall, Bridge Widening	NHS	3,560,000	940,000	0	4,500,000	Expansion	Mixed
08-00-0060	State	Naperville, Aurora	ILL 59	Ferry Rd to Aurora Ave	C	RR Flagger	ILL	0	0	147,183	147,183	Expansion	Mixed



TIP ID	State or Local	Municipality	Location	Project Limits	Phase	Work	Fund Source	Federal Funds (by Phase)	Matching Funds (by Phase)	State/Local Funds (non-matching) (by Phase)	Total Funding (by Phase)	Project Classification	Project Type
08-00-0060	State	Naperville, Aurora	ILL 59	Ferry Rd to Aurora Ave	C	Tree Removal	NHS	61,133	15,283	0	76,416	Expansion	Mixed
08-00-0077	Local	Woodridge, Darien, Downers Grove	75th St	I-355 to Lyman Ave	C	Widening and resurfacing	STP-L	2,500,000	1,071,000	7,597,959	11,168,959	Expansion	Highway
08-02-0008	Local	Villa Park	ILL 38 (Roosevelt Rd)	South of Michigan Ave to South of Ardmore Ave	CE	Construction Engineering	CMAQ	61,850	15,463	0	77,313	Modernization	Pedestrian
08-02-0008	Local	Villa Park	ILL 38 (Roosevelt Rd)	South of Michigan Ave to South of Ardmore Ave	C	Sidewalks	CMAQ	434,928	108,732	0	543,660	Modernization	Pedestrian
08-02-0008	Local	Villa Park	ILL 38 (Roosevelt Rd)	South of Michigan Ave to South of Ardmore Ave	C	Sidewalks	Local	0	0	8,878	8,878	Modernization	Pedestrian
08-03-0002	Local	West Chicago	Joliet Rd, Wilson St	Kress Creek	CE	Construction Engineering	BRR	103,339	25,835	0	129,174	Maintenance	Highway
08-03-0002	Local	West Chicago	Joliet St	Kress Creek	C	Culvert Replacement	BRR	376,195	94,049	0	470,243	Maintenance	Highway
08-03-0109	Local	Westmont	Pasquinelli Dr	at Ogden Ave	C	Additional turn lanes	CMAQ	210,000	211,976	0	421,976	Maintenance	Highway
08-03-0109	Local	Westmont	Pasquinelli Dr	at Ogden Ave	C	Intersection Reconstruction	STP-L	449,199	192,514	0	641,713	Maintenance	Highway
08-05-0019	Local	Wheaton	Lambert Rd	at ILL 38	C	Intersection Improvement	STP-L	286,000	142,676	0	428,676	Modernization	Highway
08-06-0027	State	Bensenville	ILL 19 (Irving Park Rd)	at York Rd	CE	Construction Engineering	ILL	0	0	5,522,841	5,522,841	Expansion	Mixed
08-06-0027	State	Bensenville	ILL 19 (Irving Park Rd)	at York Rd	EII	P.E. (Phase II)	ILL	0	0	271,977	271,977	Expansion	Mixed
08-06-0027	State	Bensenville	ILL 19 (Irving Park Rd)	at York Rd	C	Utility Adjustment	ILL	0	0	338,000	338,000	Expansion	Mixed
08-06-0030	State	Naperville	US 34 (Ogden Ave)	at North Aurora Rd/Raymond Dr	C	Intersection Improvement	HSIP	414,561	46,062	40,694	501,317	Modernization	Highway



TIP ID	State or Local	Municipality	Location	Project Limits	Phase	Work	Fund Source	Federal Funds (by Phase)	Matching Funds (by Phase)	State/Local Funds (non-matching) (by Phase)	Total Funding (by Phase)	Project Classification	Project Type
08-06-0056	Local	DuPage County	Greenway Trail	Great Western Trail to North Ave	EII	P.E. (Phase II)	HPP	78,782	19,696	0	98,478	Modernization	Bicycle
08-06-0064	State	Itasca	ILL 53, Rohlwing Rd	Springbrook Creek 0.7 Mi S of ILL 19	C	Utility Adjustment	ILL	0	0	164,276	164,276	Modernization	Mixed
08-06-0085	State	DuPage County	ILL 38 (Roosevelt Rd)	UP RR at Kautz Rd (DuPage Co Line)	CE	Construction Engineering	ILL	0	0	2,300,000	2,300,000	Modernization	Mixed
08-06-0085	State	DuPage County	ILL 38 (Roosevelt Rd)	UP RR at Kautz Rd (DuPage Co Line)	C	Demolition	STP-U	63,958	15,989	0	79,947	Modernization	Mixed
08-06-0085	State	Geneva	ILL 38 (Roosevelt Rd)	at Kautz and the UP Railroad	C	Reconstruction and widening	STP-U	63,958	15,989	0	79,947	Modernization	Mixed
08-06-0085	State	DuPage County	ILL 38 (Roosevelt Rd)	UP RR at Kautz Rd (DuPage Co Line)	C	RR Flagger	ILL	0	0	240,605	240,605	Modernization	Mixed
08-06-0085	State	DuPage County	ILL 38 (Roosevelt Rd)	UP RR at Kautz Rd (DuPage Co Line)	C	Utility Adjustment	ILL	0	0	28,100	28,100	Modernization	Mixed
08-07-0013	Local	Carol Stream	Kuhn Rd	Klein Creek to Lies Rd	C	Bikeway	CMAQ	11,981	2,995	0	14,976	Modernization	Bicycle
08-07-0013	Local	Carol Stream	Kuhn Rd	Klein Creek to Lies Rd	C	Bikeway	STP-L	325,936	108,645	0	434,581	Modernization	Bicycle
08-07-0013	Local	Carol Stream	Kuhn Rd	Klein Creek to Lies Rd	CE	Construction Engineering	CMAQ	61,301	15,325	0	76,626	Modernization	Bicycle
08-08-0014	Local	Roselle	Roselle Rd	at Walnut St	C	Safety Improvements	HSIP	665,009	73,890	0	738,899	Modernization	Highway
08-08-0020	Local	Glendale Heights	Various	Glen Ellyn Road Trail: Gregory Ave to Now Foods Driveway	C	Bikeway	SRTS	185,234	0	0	185,234	Modernization	Mixed
08-08-0020	Local	Glendale Heights	Various	Glen Ellyn Road Trail: Gregory Ave to Now Foods Driveway	CE	Construction Engineering	SRTS	30,000	0	0	30,000	Modernization	Mixed
08-08-0030	State	Lisle	ILL 53	Over St Joseph's Creek	CE	Construction Engineering	BRR	119,979	29,995	0	149,974	Modernization	Mixed



TIP ID	State or Local	Municipality	Location	Project Limits	Phase	Work	Fund Source	Federal Funds (by Phase)	Matching Funds (by Phase)	State/Local Funds (non-matching) (by Phase)	Total Funding (by Phase)	Project Classification	Project Type
08-08-0030	Local	Lisle	ILL 53	Over St Joseph's Creek	C	Horizontal realignment	BRR	1,199,793	299,948	0	1,499,741	Modernization	Mixed
08-08-0034	Local	Itasca	Maple St	Spring Brook Creek S of ILL 19	EII	P.E. (Phase II)	BRR	105,388	26,347	0	131,735	Maintenance	Highway
08-09-0011	Local	Elmhurst	ILL 56	at Commonwealth Ln	ROW	Land Acquisition	CMAQ	76,000	19,000	0	95,000	Modernization	Highway
08-09-0053	Local	DuPage County	Fullerton Ave	Salt Creek 0.5 Mi W of ILL 83	EII	P.E. (Phase II)	BRR	175,751	43,938	0	219,689	Maintenance	Highway
08-09-0076	State	Woodridge	ILL 53, Rohlwing Rd	75th St to Will Co Line	C	Resurfacing	STP-U	636,532	159,133	7,500	803,165	Maintenance	Highway
08-09-0082	Local	Warrenville	Williams Rd	West Branch DuPage River 0.1 Miles N. of Batavia Rd	EII	P.E. (Phase II)	BRR	229,205	57,301	0	286,506	Modernization	Highway
08-09-0083	Local	DuPage County	75th St	East Branch DuPage River	C	Bridge Rehabilitation	BRR	1,108,436	277,110	268,078	1,653,623	Maintenance	Highway
08-09-0083	Local	DuPage County	75th St	East Branch DuPage River	CE	Construction Engineering	BRR	240,000	60,000	0	300,000	Maintenance	Highway
08-09-0083	Local	DuPage County	75th St	E Branch of DuPage River	EII	P.E. (Phase II)	BRR	196,440	49,110	0	245,550	Maintenance	Highway
08-10-0002	Local	Bensenville	Jefferson St	York Rd to Evergreen St	CE	Construction Engineering	CMAQ	28,000	7,000	0	35,000	Modernization	Pedestrian
08-10-0002	Local	Bensenville	Jefferson St	York Rd to Evergreen St	C	Sidewalks	CMAQ	126,868	31,717	0	158,585	Modernization	Pedestrian



TIP ID	State or Local	Municipality	Location	Project Limits	Phase	Work	Fund Source	Federal Funds (by Phase)	Matching Funds (by Phase)	State/Local Funds (non-matching) (by Phase)	Total Funding (by Phase)	Project Classification	Project Type
08-10-0004	Local	Glen Ellyn, Carol Stream, Glendale Heights, Bloomingdale, Wheaton	Geneva Rd/St. Charles Rd/Glen Ellyn Rd	President St to St. Charles Rd Geneva Rd to Swift Rd Army Trail Rd to Armitage Ave.	CE	Construction Engineering	CMAQ	79,918	19,980	0	99,898	Modernization	Highway
08-10-0004	Local	Glen Ellyn, Carol Stream, Glendale Heights, Bloomingdale, Wheaton	Geneva Rd/St. Charles Rd/Glen Ellyn Rd	President St to St. Charles Rd Geneva Rd to Swift Rd Army Trail Rd to Armitage Ave.	C	Traffic Signal Modernization	CMAQ	666,603	166,651	0	833,254	Modernization	Highway
08-10-0011	Local	Naperville	Book Rd	111th St to 87th St	C	Resurfacing	STP-L	551,187	551,187	0	1,102,374	Maintenance	Highway
08-10-0012	Local	Naperville	Diehl Rd	ILL 59 to Raymond Dr	C	Resurfacing	STP-L	436,472	187,059	0	623,531	Maintenance	Highway
08-10-0019	Local	Downers Grove	Carpenter St	Gilbert Ave to Maple Ave	C	Resurfacing	STP-L	95,538	40,945	0	136,483	Maintenance	Highway
08-10-0028	State	Various	Various	DuPage County	CE	Construction Engineering	HSIP	34,007	3,778	0	37,785	Modernization	Highway
08-10-0028	State	Various	Various	DuPage County	C	Safety Improvements	HSIP	340,067	37,785	363	378,215	Modernization	Highway
08-11-0002	State	DuPage County	Various	DuPage County	CE	Construction Engineering	HSIP	11,700	1,300	0	13,000	Modernization	Mixed
08-11-0002	State	Various	Various	Various Locations	CE	Construction Engineering	HSIP	38,808	4,312	0	43,120	Modernization	Mixed
08-11-0002	State	DuPage County	Various	DuPage County	C	Pedestrian Countdown Signal Heads	HSIP	68,895	7,655	0	76,550	Modernization	Mixed
08-11-0002	State	DuPage County	Various	Various Locations	C	Pedestrian Signals	HSIP	125,195	13,911	0	139,106	Modernization	Mixed
08-11-0012	Local	Carol Stream	Fair Oaks Rd	North Ave to Army Trail Rd	C	Resurfacing	STP-L	541,166	231,929	0	773,095	Maintenance	Highway
08-11-0035	Local	Elmhurst	Various	Various Locations in Elmhurst	CE	Construction Engineering	STP-E	82,040	20,000	0	102,040	Modernization	Mixed



TIP ID	State or Local	Municipality	Location	Project Limits	Phase	Work	Fund Source	Federal Funds (by Phase)	Matching Funds (by Phase)	State/Local Funds (non-matching) (by Phase)	Total Funding (by Phase)	Project Classification	Project Type
08-11-0035	Local	Elmhurst	Various	Various Locations in Elmhurst	C	Streetscaping/Beautification	STP-E	608,829	152,207	0	761,036	Modernization	Mixed
08-11-0043	State	Burr Ridge	I-55 (Stevenson Expy)	at County Line Rd 2.6 Miles W of US 45	EII	P.E. (Phase II)	ILL	0	0	236,819	236,819	Maintenance	Highway
08-11-0046	State	Glen Ellyn	ILL 38 (Roosevelt Rd)	at SB and NB I-355 ramps.	CE	Construction Engineering	HSIP	74,158	8,770	0	82,928	Modernization	Highway
08-11-0046	Local	Glen Ellyn	ILL 38 (Roosevelt Rd)	at SB and NB I-355 ramps.	C	Traffic Signal Modernization	HSIP	494,383	58,472	0	552,855	Modernization	Highway
08-12-0016	Local	Lisle	Four Lakes Ave	East Branch DuPage River	EI	P.E. (Phase I)	BRR	149,332	37,333	0	186,665	Modernization	Highway
08-12-0028	Local	Woodridge	Woodward Ave	I-55 to Boughton Rd	C	Resurfacing	STP-L	616,698	264,685	0	881,383	Maintenance	Highway
08-12-0033	Local	Elmhurst	York Rd	Vallette St to Robert Palmer Dr	C	Resurfacing	STP-L	426,175	199,450	0	625,625	Maintenance	Highway
08-95-0001	State	Addison, Itasca	ILL 53, Rohlwing Rd	Elgin-O'Hare Expy to Army Trail Rd	ROW	Land Acquisition	ILL	0	0	71,984	71,984	Expansion	Mixed
08-98-0041	State	St. Charles, West Chicago	ILL 64, North Ave	Dunham Rd to ILL 59 (Ingalton Rd)	C	Additional Lanes, Lighting, Bridge Replacement, Retaining Wall, Resurfacing (3P)	NHS	30,742,312	7,685,578	1,140,124	39,568,013	Expansion	Mixed
08-98-0041	State	St. Charles, West Chicago	ILL 64, North Ave	Kautz Rd to ILL 59 (Ingalton Rd)	C	Demolition	NHS	26,131	6,533	0	32,663	Expansion	Mixed
08-98-0041	State	St. Charles, West Chicago	ILL 64, North Ave	Kautz Rd to ILL 59 (Ingalton Rd)	EII	P.E. (Phase II)	ILL	0	0	141,284	141,284	Expansion	Mixed
08-98-0041	State	St. Charles, West Chicago	ILL 64, North Ave	Kautz Rd to ILL 59 (Ingalton Rd)	C	RR Flagger	ILL	0	0	531,036	531,036	Expansion	Mixed



TIP ID	State or Local	Municipality	Location	Project Limits	Phase	Work	Fund Source	Federal Funds (by Phase)	Matching Funds (by Phase)	State/Local Funds (non-matching) (by Phase)	Total Funding (by Phase)	Project Classification	Project Type
08-98-0041	State	St. Charles, West Chicago	ILL 64, North Ave	Dunham Rd to ILL 59 (Ingalton Rd)	C	Utility Adjustment	ILL	0	0	362,495	362,495	Expansion	Mixed
09-00-0012	State	St. Charles	ILL 64, North Ave	7th Ave to Dunham Rd	CE	Construction Engineering	NHS	613,618	153,405	179,408	946,431	Maintenance	Mixed
09-00-0012	State	St. Charles	ILL 64, North Ave	7th Ave to Kautz Rd & Kautz Rd to ILL 59	CE	Construction Engineering	ILL	0	0	3,501,000	3,501,000	Maintenance	Mixed
09-00-0012	State	St. Charles	ILL 64, North Ave	7th Ave to Dunham Rd	C	Reconstruction, Lighting, Widening & Resurfacing, RR Crossing Improvement, Retaining Wall	NHS	6,136,179	1,534,045	1,816,493	9,486,717	Maintenance	Mixed
09-00-0012	State	St. Charles	ILL 64, North Ave	7th Ave to Dunham Rd	C	Reconstruction, Lighting, Widening & Resurfacing, RR Crossing Improvement, Retaining Wall	CMAQ	104,732	26,183	0	130,915	Maintenance	Mixed
09-00-0018	Local	East Dundee	Van Buren St, Williams/Elgin	Various Locations in East Dundee	CE	Construction Engineering	STP-L	198,750	66,250	0	265,000	Maintenance	Mixed
09-00-0018	Local	East Dundee	Van Buren St, Williams/Elgin	Various Locations	C	Reconstruction	STP-L	1,555,362	518,454	504,467	2,578,283	Maintenance	Mixed
09-01-0008	Local	Geneva	Randall Rd	South St	C	Bicycle/Pedestrian Facility	STP-E	1,485,667	371,417	16,711	1,873,795	Modernization	Mixed
09-01-0008	Local	Kane County	South Street Underpass	West Side Randall Rd	C	Construct pedestrian tunnel	STP-E	1,629,327	424,043	0	2,053,370	Expansion	Pedestrian
09-01-0008	Local	Geneva	Randall Rd	South St	CE	Construction Engineering	STP-E	143,660	35,915	0	179,575	Modernization	Mixed
09-02-0005	Local	Pingree Grove	Big Timber Rd	Pingree And Tyler Creeks	EII	P.E. (Phase II)	BRR	25,441	6,360	0	31,801	Maintenance	Highway
09-06-0003	Local	Elgin	Randall Rd	at Foothill Rd/US 20	CE	Construction Engineering	CMAQ	162,400	40,600	0	203,000	Modernization	Highway
09-06-0017	Local	Sugar Grove	Cross St	Main St to Joy St	CE	Construction Engineering	STP-L	128,520	32,130	10,710	171,360	Modernization	Mixed



TIP ID	State or Local	Municipality	Location	Project Limits	Phase	Work	Fund Source	Federal Funds (by Phase)	Matching Funds (by Phase)	State/Local Funds (non-matching) (by Phase)	Total Funding (by Phase)	Project Classification	Project Type
09-06-0017	Local	Sugar Grove	Cross St	Main St to Joy St	C	Intersection Improvements	STP-L	768,381	192,095	122,186	1,082,662	Modernization	Mixed
09-06-0044	State	Kane County	ILL 47	Virgil Ditch #2	EII	P.E. (Phase II)	ILL	0	0	128,885	128,885	Modernization	Highway
09-06-0050	Local	Kane County	Austin Ave	Indian Creek	C	Bridge Replacement	BRR	318,930	79,732	0	398,662	Maintenance	Highway
09-06-0050	Local	Kane County	Austin Ave	Indian Creek	CE	Construction Engineering	BRR	57,610	14,403	0	72,013	Maintenance	Highway
09-06-0053	Local	Kane County	Hopps Rd	Otter Creek	C	Bridge Replacement	BRR	788,994	197,249	6,906	993,149	Maintenance	Highway
09-06-0053	Local	Kane County	Hopps Rd	Otter Creek	CE	Construction Engineering	BRR	134,764	33,691	0	168,455	Maintenance	Highway
09-06-0064	Local	Geneva	Fox River Trail	Island Park to Il 38 & at Il 25 Over Fox River	C	Bikeway	Local	0	0	2,325	2,325	Modernization	Mixed
09-06-0064	Local	Geneva	Fox River Trail	Island Park to ILL 38 & ILL 25 Over Fox River	CE	Construction Engineering	STP-E	59,134	14,784	0	73,918	Modernization	Mixed
09-06-0064	Local	Elgin	Randall Rd	at Foothill Rd/US 20	C	Intersection Improvement	CMAQ	1,578,590	458,632	0	2,037,222	Modernization	Mixed
09-06-0064	Local	Geneva	Fox River Trail	Island Park to Il 38 & at Il 25 Over Fox River	C	Pedestrian Bridge	STP-E	493,413	123,354	0	616,767	Modernization	Mixed
09-06-0068	Local	Campton Hills	Burlington Rd	at ILL 47	EII	P.E. (Phase II)	ILL	0	0	27,000	27,000	Modernization	Highway
09-06-0068	Local	Campton Hills	Burlington Rd	at ILL 47	EII	P.E. (Phase II)	CMAQ	112,000	70,670	27,000	209,670	Modernization	Highway
09-07-0012	State	Sugar Grove	ILL 56	at Galena Blvd	C	Bridge New Deck	BRR	2,300,800	575,200	4,790	2,880,790	Maintenance	Highway
09-07-0012	State	Sugar Grove	ILL 56	at Galena Blvd	C	Bridge New Deck	STP-U	292,063	73,016	0	365,079	Maintenance	Highway



TIP ID	State or Local	Municipality	Location	Project Limits	Phase	Work	Fund Source	Federal Funds (by Phase)	Matching Funds (by Phase)	State/Local Funds (non-matching) (by Phase)	Total Funding (by Phase)	Project Classification	Project Type
09-07-0012	State	Sugar Grove	ILL 56	at Galena Blvd	EII	P.E. (Phase II)	ILL	0	0	31,167	31,167	Maintenance	Highway
09-07-0018	State	Elgin	ILL 31	Over SOO Line RR 0.8 Miles South of I-90 (Northwest tollway)	EII	P.E. (Phase II)	ILL	0	0	8,643	8,643	Maintenance	Highway
09-07-0021	Local	Aurora	Downers Place	ILL 31 to ILL 25 Over E & W Branches of Fox River	C	Bridge Replacement	BRR	5,223,643	1,305,911	45,500	6,575,054	Maintenance	Highway
09-07-0021	Local	Aurora	Downers Place	ILL 31 to ILL 25 Over E & W Branches of Fox River	CE	Construction Engineering	BRR	252,642	63,161	0	315,803	Maintenance	Highway
09-07-0024	Local	Kane County	County Engineer Salary	Kane County	ENG	ENG	STP-C	66,000	0	0	66,000	Maintenance	Highway
09-08-0004	State	Batavia Twp	ILL 31	at Mooseheart Rd	CE	Construction Engineering	CMAQ	15,970	3,992	0	19,962	Modernization	Highway
09-08-0004	State	Batavia Twp	ILL 31	at Mooseheart Rd	CE	Construction Engineering	STP-U	142,088	36,856	0	178,944	Modernization	Highway
09-08-0004	State	Batavia Twp	ILL 31	at Mooseheart Rd	C	Repair and installation of fence.	STP-U	1,420,882	359,857	0	1,780,739	Modernization	Highway
09-08-0004	State	Batavia Twp	ILL 31	at Mooseheart Rd	C	Substructure repairs at various locations	CMAQ	159,697	45,727	0	205,424	Modernization	Highway
09-08-0008	Local	Yorkville	Walker Road	ILL 71 to ILL 47	C	Construct shoulders	STP-C	712,566	178,141	0	890,707	Modernization	Highway
09-08-0012	Local	Kane County	Jericho Rd	Blackberry Creek	ROW	Land Acquisition	BRR	352,000	88,000	0	440,000	Maintenance	Highway
09-08-0012	Local	Kane County	Jericho Rd	Blackberry Creek	EII	P.E. (Phase II)	BRR	179,361	44,840	0	224,201	Maintenance	Highway
09-08-0023	State	West Dundee	ILL 72	at Randall Rd	C	Intersection Improvement	HSIP	3,747,500	416,389	261,546	4,425,435	Modernization	Highway
09-08-0023	State	West Dundee	ILL 72	at Big Timber Rd	ROW	Land Acquisition	ILL	0	0	6,401	6,401	Modernization	Highway



TIP ID	State or Local	Municipality	Location	Project Limits	Phase	Work	Fund Source	Federal Funds (by Phase)	Matching Funds (by Phase)	State/Local Funds (non-matching) (by Phase)	Total Funding (by Phase)	Project Classification	Project Type
09-08-0032	Local	Kane County	Randall Rd	at Big Timber Rd	C	Reconstruction, widening, RS	HSIP	725,400	92,328	0	817,728	Modernization	Highway
09-08-0042	Local	Kane County	Burr Rd	Ferson Creek 3 Miles W of Valley View	C	Bridge Replacement	BRR	689,773	172,444	61,705	923,922	Maintenance	Highway
09-08-0042	Local	Kane County	Burr Rd	Ferson Creek 3 Miles W of Valley View	CE	Construction Engineering	BRR	129,680	32,420	0	162,100	Maintenance	Highway
09-08-0043	Local	Big Rock	Hinckley Rd	Big Rock Creek 2 Miles W of Big Rock	C	Bridge Rehabilitation	BRR	286,098	71,525	0	357,623	Maintenance	Highway
09-08-0043	Local	Big Rock	Hinckley Rd	Big Rock Creek 2 Miles W of Big Rock	CE	Construction Engineering	BRR	45,296	11,324	0	56,620	Maintenance	Highway
09-08-0045	Local	Kane County	Prairie St	Over Blackberry Creek	C	Bridge Rehabilitation	BRR	418,556	104,639	0	523,195	Maintenance	Highway
09-08-0045	Local	Kane County	Prairie St	Over Blackberry Creek	CE	Construction Engineering	BRR	74,000	18,500	0	92,500	Maintenance	Highway
09-09-0010	Local	Kane County	Huntley Rd	Huntley Rd at Galligan Rd	EII	P.E. (Phase II)	CMAQ	135,960	29,990	0	165,950	Modernization	Highway
09-09-0014	Local	Batavia	Wilson St	ILL 25 to ILL 31	EII	P.E. (Phase II)	CMAQ	28,231	7,058	0	35,289	Modernization	Highway
09-09-0019	Local	West Dundee	ILL 31	at ILL 72	C	Channelization and traffic signal installation	HSIP	1,890,000	210,000	0	2,100,000	Modernization	Highway
09-09-0019	State	West Dundee	ILL 31	at ILL 72	CE	Construction Engineering	HSIP	213,300	23,700	0	237,000	Modernization	Highway
09-09-0034	Local	Aurora	Indian Trail Rd	Fox River	EII	P.E. (Phase II)	BRR	305,392	76,348	0	381,740	Maintenance	Highway
09-09-0047	Local	Batavia	Main St	Randall Rd to Van Nortwick	CE	Construction Engineering	STP-L	30,745	10,248	0	40,993	Maintenance	Highway
09-09-0047	Local	Batavia	Main St	Randall Rd to Van Nortwick	C	Resurfacing	STP-L	206,354	68,785	0	275,139	Maintenance	Highway



TIP ID	State or Local	Municipality	Location	Project Limits	Phase	Work	Fund Source	Federal Funds (by Phase)	Matching Funds (by Phase)	State/Local Funds (non-matching) (by Phase)	Total Funding (by Phase)	Project Classification	Project Type
09-09-0058	Local	Batavia	Deerpath Rd	Limestone Drive to Main St (Over Mill Creek)	EII	P.E. (Phase II)	BRR	132,024	33,006	0	165,030	Maintenance	Highway
09-09-0072	Local	Kane County	Allen Rd	Hampshire Creek	EI	P.E. (Phase I)	BRR	126,500	31,625	0	158,125	Maintenance	Highway
09-09-0084	State	Hampshire	ILL 72	at State St / Getzelman Rd	C	Traffic Signal Modernization	ILL	0	0	80,715	80,715	Maintenance	Mixed
09-09-0093	Local	Elgin	Various	Various Schools Citywide in the City of Elgin	CE	Construction Engineering	SRTS	13,985	0	0	13,985	Modernization	Highway
09-09-0093	Local	Elgin	Various	Various Schools Citywide In The City of Elgin	C	Pavement Marking	SRTS	79,682	0	0	79,682	Modernization	Highway
09-09-0097	State	Yorkville	Various	Yorkville	CE	Construction Engineering	SRTS	36,540	1,922	0	38,462	Expansion	Mixed
09-09-0097	Local	Yorkville	Various	Yorkville	C	Sidewalk Installation	SRTS	243,490	13,016	0	256,506	Expansion	Mixed
09-09-0099	State	Montgomery, Yorkville	US 30	ILL 47 to Albright Rd	EI	P.E. (Phase I)	ILL	0	0	600,000	600,000	Expansion	Highway
09-10-0003	Local	Batavia	Fabyan Parkway	ILL 25 to Nagel Blvd	EII	Preliminary Engineering	CMAQ	102,528	25,631	0	128,159	Modernization	Highway
09-10-0005	Local	Batavia, St. Charles, Elgin, East Dundee	Dunham/Kirk Rd	ILL 56 (Butterfield Rd) to ILL 25(Stearns Rd)	CE	Construction Engineering	CMAQ	119,698	29,925	0	149,623	Modernization	Highway
09-10-0005	Local	Batavia, St. Charles, Elgin, East Dundee	Dunham/Kirk Rd	ILL 56 (Butterfield Rd) to ILL 25(Stearns Rd)	C	Traffic Signal Modernization	CMAQ	948,966	237,242	0	1,186,208	Modernization	Highway
09-10-0006	Local	Aurora	Farnsworth Ave	Diehl Road to East New York Street in Aurora	CE	Construction Engineering	CMAQ	89,600	22,400	0	112,000	Modernization	Highway
09-10-0006	Local	Aurora	Farnsworth Ave	Diehl Road to East New York Street in Aurora	C	Signal Timing/Progression	CMAQ	809,893	202,473	0	1,012,367	Modernization	Highway
09-10-0017	State	Sugar Grove	Galena Blvd	at ILL 56 (W) Ramps	C	Traffic Signal Installation, Signal Timing/Progression	STP-U	146,032	36,508	0	182,539	Modernization	Highway



TIP ID	State or Local	Municipality	Location	Project Limits	Phase	Work	Fund Source	Federal Funds (by Phase)	Matching Funds (by Phase)	State/Local Funds (non-matching) (by Phase)	Total Funding (by Phase)	Project Classification	Project Type
09-10-0017	State	Sugar Grove	Galena Blvd	at ILL 56 (W) Ramps	C	Traffic Signal Installation, Signal Timing/Progression	STP-U	146,032	36,508	0	182,539	Modernization	Highway
09-10-0028	State	Elgin	US 20 (Lake St.)	Over Mclean Blvd	CE	Construction Engineering	ILL	0	0	1,000,000	1,000,000	Maintenance	Highway
09-10-0028	State	Elgin	US 20 (Lake St.)	Over Mclean Blvd	C	Interchange Reconstruction, Bridge Replacement, Retaining Wall	NHS	27,688,709	6,922,177	120,457	34,731,344	Modernization	Highway
09-10-0028	State	Elgin	US 20 (Lake St.)	Over Mclean Blvd	EII	P.E. (Phase II)	ILL	0	0	191,470	191,470	Maintenance	Highway
09-10-0028	State	Elgin	US 20 (Lake St.)	Over Mclean Blvd	C	Retaining Wall, Bridge Widening	ILL	0	0	9,764,977	9,764,977	Maintenance	Highway
09-10-0028	State	Elgin	US 20 (Lake St.)	Over Mclean Blvd	C	Utility Adjustment	ILL	0	0	115,646	115,646	Maintenance	Mixed
09-11-0012	Local	Kane County	Various	Various Locations	C	Install Traffic Signals	HSIP	36,000	4,000	0	40,000	Modernization	Highway
09-11-0012	State	Various	Various	Rural Kane County	C	Sign replacements	HSIP	36,000	4,000	0	40,000	Modernization	Other
09-11-0017	State	St. Charles	ILL 64, Main St	7th St to 7th Ave	C	Traffic Signal Modernization	HSIP	77,482	8,609	0	86,091	Modernization	Highway
09-11-0021	Local	Elgin	Kimball St	ILL 31 to Dundee Ave	C	Resurfacing	STP-L	500,000	379,614	0	879,614	Maintenance	Highway
09-11-0026	Local	South Elgin	McDonald Rd	W. Village Limits to Robin Glen Ln	CE	Construction Engineering	STP-L	40,875	13,625	0	54,500	Maintenance	Highway
09-11-0026	Local	South Elgin	McDonald Rd	W. Village Limits to Robin Glen Ln	C	Resurfacing	STP-L	299,995	99,998	0	399,993	Maintenance	Highway
09-11-0031	Local	Oswego	Minkler Rd	ILL 71 to Hunt Club Dr	CE	Construction Engineering	STP-L	24,000	6,000	0	30,000	Maintenance	Highway
09-11-0031	Local	Oswego	Minkler Rd	ILL 71 to Hunt Club Dr	C	Resurfacing	STP-L	186,874	46,719	0	233,593	Maintenance	Highway



TIP ID	State or Local	Municipality	Location	Project Limits	Phase	Work	Fund Source	Federal Funds (by Phase)	Matching Funds (by Phase)	State/Local Funds (non-matching) (by Phase)	Total Funding (by Phase)	Project Classification	Project Type
09-11-0032	Local	Oswego	Douglas Rd	South of US 34	CE	Construction Engineering	STP-L	13,936	3,484	0	17,420	Modernization	Highway
09-11-0032	Local	Oswego	Douglas Rd	South of US 34	C	Safety Improvements	STP-L	49,189	12,298	0	61,487	Modernization	Highway
09-11-0038	Local	Kane County	Huntley Rd	Kreutzer Rd to Sleepy Hollow Rd	EII	EII	HSIP	234,000	26,000	0	260,000	Modernization	Highway
09-12-0001	Local	South Elgin	McDonald Rd	Otter Creek	EI	P.E. (Phase I)	BRR	88,000	22,000	0	110,000	Modernization	Highway
09-12-0007	State	Elgin	US 20	at ILL 47/72 (S Jct)	ROW	Land Acquisition	ILL	0	0	2,813	2,813	Modernization	Highway
09-12-0008	Local	Oswego	Various	Multi-Use Trail 80 Ft E of Orchard Rd to 450 Ft W of Fox Chase Drive	EI	P.E. (Phase I)	CMAQ	40,000	10,000	0	50,000	Modernization	Mixed
09-12-0011	Local	Kane County	Fabyan Pkwy	Kirk Rd	EI	EI	CMAQ	285,000	71,250	48,287	404,537	Modernization	Highway
09-12-0016	Local	Aurora	Sheffer Rd	Indian Creek	EI	P.E. (Phase I)	BRR	128,832	32,208	0	161,040	Modernization	Highway
09-12-0031	State	Kendall County	ILL 126	at Schlapp Rd	CE	Construction Engineering	HSIP	5,084	565	0	5,649	Maintenance	Highway
09-12-0031	State	Kendall County	ILL 126	at Schlapp Rd	C	Installation of advanced warning flashers	HSIP	50,844	5,649	0	56,493	Maintenance	Highway
09-94-0009	State	Montgomery	US 30	Briarcliff Rd to US 34	CE	Construction Engineering	STP-U	2,618,072	733,214	0	3,351,286	Expansion	Highway
09-94-0009	State	Montgomery	US 30	at ILL 31 and BNSF	CE	Construction Engineering	NHS	1,633,644	408,411	0	2,042,055	Expansion	Highway
09-94-0009	State	Montgomery	US 30	W Of ILL 31 (W Lake St) to E Of Bn Rr	EII	P.E. (Phase II)	ILL	0	0	314,311	314,311	Expansion	Highway
09-94-0009	State	Montgomery	US 30	Briarcliff Rd to US 34	C	Reconstruction and widening	STP-U	17,453,814	4,888,089	0	22,341,903	Expansion	Highway



TIP ID	State or Local	Municipality	Location	Project Limits	Phase	Work	Fund Source	Federal Funds (by Phase)	Matching Funds (by Phase)	State/Local Funds (non-matching) (by Phase)	Total Funding (by Phase)	Project Classification	Project Type
09-94-0009	State	Montgomery	US 30	at ILL 31 and BNSF	C	Reconstruction and widening	NHS	16,993,290	4,256,677	0	21,249,967	Expansion	Highway
09-94-0087	Local	Aurora	E New York St	Welch Dr to Asbury Dr	ROW	Land Acquisition	HPP	800,000	200,000	0	1,000,000	Maintenance	Mixed
09-96-0018	Local	Kane County	Stearns Rd	McLean Fen Adaptive Management Plan	CE	Construction Engineering	HPP	331,834	82,959	0	414,793	Expansion	Highway
09-96-0018	Local	Kane County	Stearns Rd	McLean Fen Adaptive Management Plan	C	Landscaping, Parking (New), Erosion Control	HPP	2,787,225	696,806	0	3,484,031	Expansion	Highway
09-96-0018	Local	Kane County	Stearns Rd, Umdenstock Rd	CC&P RR	C	Utility Adjustment	ILL	0	0	568,800	568,800	Expansion	Highway
09-96-0019	Local	St. Charles	Red Gate Rd	ILL 31 to ILL 25 Over Fox River	C	Bridge (New)	STP-L	2,855,118	713,780	13,359,753	16,928,650	Expansion	Mixed
09-96-0019	Local	St. Charles	Red Gate Rd	ILL 31 to ILL 25 Over Fox River	C	Bridge (New)	TCSP	452,270	113,068	0	565,338	Expansion	Mixed
09-96-0019	Local	St. Charles	Red Gate Rd	ILL 31 to ILL 25 Over Fox River	CE	Construction Engineering	ILL	0	0	825,801	825,801	Expansion	Mixed
09-96-0019	Local	St. Charles	Red Gate Rd	ILL 31 to ILL 25 Over Fox River	C	Landscaping	STP-E	696,300	174,075	0	870,375	Expansion	Mixed
09-96-0019	Local	St. Charles	Red Gate Rd	ILL 31 to ILL 25 Over Fox River	C	Landscaping	CMAQ	1,920,000	480,000	0	2,400,000	Expansion	Mixed
10-01-0022	State	Kildeer, Long Grove	ILL 22/Lake Zurich Rd	Quentin Rd to W of ILL 83 (Mundelein Rd)	EII	P.E. (Phase II)	ILL	0	0	1,000,000	1,000,000	Expansion	Mixed
10-02-0013	State	Indian Creek, Vernon Hills, Mundelein, Lincolnshire	US 45, ILL 21, Milwaukee Ave	ILL 60 (townline Rd) to ILL 22 (Half Day Rd)	EI	P.E. (Phase I)	ILL	0	0	467,720	467,720	Expansion	Highway
10-02-0013	State	Indian Creek, Vernon Hills, Mundelein, Lincolnshire	US 45, ILL 21, Milwaukee Ave	ILL 60 (townline Rd) to ILL 22 (Half Day Rd)	EII	P.E. (Phase II)	ILL	0	0	300,000	300,000	Expansion	Highway
10-06-0003	Local	Deerfield	Deerfield Rd	Chicago River to Rosemary Terrace	ENG	Preliminary Engineering	CMAQ	84,172	21,043	0	105,215	Modernization	Pedestrian



TIP ID	State or Local	Municipality	Location	Project Limits	Phase	Work	Fund Source	Federal Funds (by Phase)	Matching Funds (by Phase)	State/Local Funds (non-matching) (by Phase)	Total Funding (by Phase)	Project Classification	Project Type
10-06-0017	Local	Libertyville	Lake St	Butterfield Rd to ILL 21	CE	Construction Engineering	STP-L	90,906	38,960	0	129,866	Maintenance	Highway
10-06-0017	Local	Libertyville	Lake St	Butterfield Rd to ILL 21	C	Reconstruction	STP-L	441,078	189,033	467,629	1,097,739	Maintenance	Highway
10-06-0022	State	Lake Zurich	ILL 22/W Main St	W Jct Byp to E Jct Byp (Old ILL 22 Alignment)	C	Jurisdictional Transfer	ILL	0	0	1,275,000	1,275,000	Expansion	Highway
10-06-0048	State	Lake County	I-94, US 41	at Russell Rd	C	Bridge Fabrication	ILL	0	0	1,052,316	1,052,316	Expansion	Mixed
10-06-0048	State	Lake County	I-94, US 41	at Russell Rd	C	Bridge Replacement	Local	0	0	9,883,784	9,883,784	Expansion	Mixed
10-06-0048	State	Lake County	I-94, US 41	at Russell Rd	CE	Construction Engineering	ILL	0	0	250,000	250,000	Expansion	Mixed
10-06-0048	State	Wadsworth	I-94 (Edens Expy)	from Wisconsin state line to IL 173	C	Road Ext. and add lanes	I-M	16,761,811	1,843,799	10,232,187	28,837,797	Expansion	Mixed
10-06-0062	Local	Waukegan	Grand Ave	ILL 131(Green Bay Rd) to Sheridan Road	EII	P.E. (Phase II)	CMAQ	25,688	6,422	0	32,110	Modernization	Highway
10-06-0064	Local	Mundelein	US 45 (Lake St)	Hawthorne Blvd to Hickory St	CE	Construction Engineering	CMAQ	31,908	7,977	0	39,885	Modernization	Pedestrian
10-06-0064	Local	Mundelein	US 45 (Lake St)	Hawthorne Blvd to Hickory St	EII	P.E. (Phase II)	CMAQ	31,920	7,546	0	39,466	Modernization	Pedestrian
10-06-0064	Local	Mundelein	US 45 (Lake St)	Hawthorne Blvd to Hickory St	C	Sidewalks	CMAQ	279,916	69,979	0	349,895	Modernization	Pedestrian
10-09-0004	State	Wauconda	US 12, ILL 59, Rand Rd	at Bonner Rd	C	Channelization	CMAQ	396,643	99,161	3,382	499,186	Modernization	Highway
10-09-0014	Local	Long Grove	Oakwood Rd	Indian Creek 0.2 Miles E of ILL 83	EII	P.E. (Phase II)	BRR	10,444	2,611	0	13,055	Maintenance	Highway
10-09-0109	State	Waukegan	ILL 120	at Almond Rd. and River Rd	CE	Construction Engineering	HSIP	22,500	5,625	0	28,125	Modernization	Highway



TIP ID	State or Local	Municipality	Location	Project Limits	Phase	Work	Fund Source	Federal Funds (by Phase)	Matching Funds (by Phase)	State/Local Funds (non-matching) (by Phase)	Total Funding (by Phase)	Project Classification	Project Type
10-09-0109	State	Waukegan	ILL 120	at Almond Rd. and River Rd	C	Intersection Reconstruction	HSIP	202,500	50,625	0	253,125	Modernization	Highway
10-09-0124	State	Lake County	ILL 59	at Petite Lake Rd	ROW	Land Acquisition	ILL	0	0	10,822	10,822	Modernization	Highway
10-09-0129	State	Waukegan	ILL 137 (Greenwood Ave)	Over ILL 137 (Amstutz Expy)	EII	P.E. (Phase II)	ILL	0	0	105,000	105,000	Maintenance	Highway
10-09-0138	Local	Lake Barrington	Woodland Dr	at Flint Creek	C	Bridge Replacement	BRR	443,408	110,852	0	554,260	Modernization	Highway
10-09-0138	Local	Lake Barrington	Woodland Dr	at Flint Creek	CE	Construction Engineering	BRR	41,988	10,497	0	52,485	Modernization	Highway
10-09-0138	Local	Lake Barrington	Woodland Dr	Flint Creek	EII	P.E. (Phase II)	BRR	48,000	12,000	0	60,000	Modernization	Highway
10-09-0142	Local	Mundelein	Various	Various Locations in Mundelein	C	Sidewalks	SRTS	118,661	0	0	118,661	Modernization	Pedestrian
10-10-0003	Local	Mundelein	Midlothian Rd	ILL 176 to Peterson Road	C	Bikeway	CMAQ	411,774	102,943	0	514,717	Modernization	Mixed
10-10-0003	Local	Mundelein	Midlothian Rd	ILL 176 to Peterson Road	CE	Construction Engineering	CMAQ	60,630	15,157	0	75,787	Modernization	Mixed
10-10-0020	Local	Park City	Greenleaf Ave	Cornell Avenue to The Northern City Limits In Park City	CE	Construction Engineering	STP-E	49,418	12,355	0	61,773	Modernization	Mixed
10-10-0020	Local	Park City	Greenleaf Ave	Cornell Avenue to the Northern City Limits of Park City	C	Sidewalks, Lighting	STP-E	383,797	95,950	0	479,747	Modernization	Mixed
10-10-0024	Local	Buffalo Grove	Arlington Heights Rd	at Southbound Bridge over Buffalo Creek	CE	Construction Engineering	BRR	67,380	16,845	0	84,225	Maintenance	Highway
10-10-0024	Local	Buffalo Grove	Arlington Heights Rd	Buffalo Creek	EII	P.E. (Phase II)	BRR	65,506	16,377	0	81,883	Maintenance	Highway
10-10-0024	Local	Buffalo Grove	Arlington Heights Rd	at Southbound Bridge over Buffalo Creek	C	Resurfacing	BRR	434,559	108,640	0	543,199	Maintenance	Highway



TIP ID	State or Local	Municipality	Location	Project Limits	Phase	Work	Fund Source	Federal Funds (by Phase)	Matching Funds (by Phase)	State/Local Funds (non-matching) (by Phase)	Total Funding (by Phase)	Project Classification	Project Type
10-10-0026	State	Lake County	Various	Various Locations in Lake County	C	Guardrail End-Sect Repl	HSIP	475,730	52,859	1,998	530,587	Modernization	Highway
10-11-0015	Local	Lake County	ILL 132 (Grand Ave)	Under Grand Avenue/II 132 In Lake County Forest Preserve	CE	Construction Engineering	STP-E	239,568	59,892	0	299,460	Modernization	Bicycle
10-11-0015	Local	Lake County	ILL 132 (Grand Ave)	Under Grand Avenue/ILL 132 in Lake County Forest Preserve	C	Pedestrian Underpass	STP-E	2,123,248	530,812	0	2,654,060	Modernization	Bicycle
10-11-0018	Local	Mundelein	US 45 (Lake St)	Wellington Ave to Park St	EII	P.E. (Phase II)	STP-E	23,964	5,991	0	29,955	Modernization	Other
10-11-0018	Local	Mundelein	US 45 (Lake St)	Wellington Ave to Park St	C	Traffic Signal Modernization	STP-E	198,184	59,146	0	257,330	Modernization	Other
10-11-0019	Local	Lake Forest	Various	Metra Union Pacific North Line Commuter Station	C	Building	STP-E	548,800	137,200	0	686,000	Modernization	Other
10-11-0034	State	North Chicago	ILL 137 (Sheridan Rd)	18th St to N of MLK Dr/22nd St	C	Pavement Marking, Median Barrier, Impact Attenuators, Signing (New)	HSIP	143,073	15,897	0	158,970	Modernization	Mixed
10-11-0039	Local	Bannockburn	Wilmot Rd	North Ave to Telegraph Rd	CE	Construction Engineering	STP-L	54,864	23,513	0	78,377	Maintenance	Highway
10-11-0039	Local	Bannockburn	Wilmot Rd	North Ave to Telegraph Rd	C	Resurfacing	STP-L	449,565	192,670	0	642,235	Maintenance	Highway
10-11-0046	Local	Grayslake	Highland Rd	Lake St to IL 83	CE	Construction Engineering	STP-L	90,405	38,745	0	129,150	Maintenance	Highway
10-11-0046	Local	Grayslake	Highland Rd	Lake St to IL 83	C	Resurfacing	STP-L	865,365	803,535	0	1,668,900	Maintenance	Highway
10-11-0055	State	Lake County	Various	Various Locations Lake County (17 Intersections)	C	Traffic Signal Modernization	HSIP	264,421	29,380	5,610	299,411	Modernization	Highway
10-11-0056	Local	Beach Park, Waukegan	Beach Rd	Manor St to Sheridan Rd	CE	Construction Engineering	STP-L	177,310	75,990	0	253,300	Maintenance	Highway
10-11-0056	Local	Beach Park, Waukegan	Beach Rd	Manor St to Sheridan Rd	C	Reconstruction	STP-L	1,490,680	638,863	0	2,129,543	Maintenance	Highway



TIP ID	State or Local	Municipality	Location	Project Limits	Phase	Work	Fund Source	Federal Funds (by Phase)	Matching Funds (by Phase)	State/Local Funds (non-matching) (by Phase)	Total Funding (by Phase)	Project Classification	Project Type
10-11-0060	Local	Vernon Hills	Butterfield Rd	at ILL 60	EI	EI	TCSP	226,000	57,000	0	283,000	Modernization	Highway
10-11-0061	Local	Lake County	ILL 120 (Belvidere Rd)	at Gilmer Road	EI	EI	TCSP	889,000	222,000	0	1,111,000	Modernization	Highway
10-12-0006	Local	Waukegan	Grand Ave	UP RR	EI	P.E. (Phase I)	BRR	99,829	24,957	0	124,786	Maintenance	Highway
10-12-0011	Local	Lake Forest	Lake Rd	Ravine at Woodbine Ln	EI	P.E. (Phase I)	BRR	124,672	31,168	0	155,840	Maintenance	Highway
10-12-0018	Local	Mundelein	Various	Carl Sandburg Elem Washington Elementary	CE	Construction Engineering	SRTS	26,000	0	0	26,000	Modernization	Mixed
10-94-0008	State	Grayslake	US 45, Lake Ave	S of ILL 120 (Belvidere Rd) to ILL 137 (Buckley Rd)	CE	Construction Engineering	ILL	0	0	115,918	115,918	Expansion	Highway
10-96-0005	Local	Long Grove	Quentin Rd	Long Grove Rd to Boschome Dr	CE	Construction Engineering	STP-L	608,486	260,780	0	869,266	Expansion	Highway
10-96-0005	Local	Long Grove	Quentin Rd	Long Grove Rd to Boschome Dr	C	Intersection Improvement, Additional Lanes	STP-L	4,674,514	2,003,363	0	6,677,877	Expansion	Highway
10-97-0008	State	Antioch, Lake Villa	ILL 83, Milwaukee Ave, Main St	Wisconsin State Line to Petite Lake Rd	CE	Construction Engineering	ILL	0	0	216,279	216,279	Modernization	Highway
10-98-0031	State	Island Lake, Wauconda	ILL 176 (Slocum Lake Rd)	Bangs Lake Drainage Ditch	C	Culvert Replacement	STP-U	2,991,311	747,828	0	3,739,138	Maintenance	Highway
10-98-0055	State	Highland Park	Deerfield Rd	East Skokie Ditch 0.2 Miles E Of US 41 (Skokie Hwy)	C	Bridge Rehabilitation	BRR	978,932	244,733	7,920	1,231,586	Maintenance	Highway
10-99-0003	State	Gurnee	US 41 (Skokie Hwy)	at ILL 132 (Under C&NW RR)	EII	P.E. (Phase II)	ILL	0	0	659,254	659,254	Maintenance	Highway
10-99-0106	Local	Grayslake	Atkinson Rd	Belvidere Rd to Ivanhoe Rd	C	Curb and gutter repair and sidewalk repairs.	HPP	3,007,200	751,801	0	3,759,001	Expansion	Mixed
10-99-0106	Local	Grayslake	Atkinson Rd	Belvidere Rd to Ivanhoe Rd	C	Expressway Sweeping	EB	480,181	120,047	0	600,228	Expansion	Mixed



TIP ID	State or Local	Municipality	Location	Project Limits	Phase	Work	Fund Source	Federal Funds (by Phase)	Matching Funds (by Phase)	State/Local Funds (non-matching) (by Phase)	Total Funding (by Phase)	Project Classification	Project Type
11-00-0001	State	Algonquin	ILL 31	at ILL 176 (E Terra Cotta Ave) & at Terra Cotta Rd	CE	Construction Engineering	ILL	0	0	630,208	630,208	Expansion	Highway
11-00-0001	State	Algonquin	ILL 31	at ILL 176 (E Terra Cotta Ave) & at Terra Cotta Rd	C	Intersection Reconstruction, Bridge Rehabilitation	NHS	7,913,927	1,978,482	296,874	10,189,283	Expansion	Highway
11-00-0200	Local	McHenry County	ILL 31	ILL 120 to North of Gracy Rd	EII	New Roadway	OTH	0		270,000	270,000	Expansion	Highway
11-00-0200	Local	McHenry County	ILL 31	ILL 120 to North of Gracy Rd	ROW	New Roadway	OTH	0		14,000	14,000	Expansion	Highway
11-00-0200	Local	McHenry County	ILL 31	ILL 120 to North of Gracy Rd	EI	New Roadway	OTH	0		800,000	800,000	Expansion	Highway
11-00-0201	State	Lake In The Hills	ILL 31, Richmond Rd	S off Rakow Rd to Algonquin Bypass	CE	Construction Engineering	HPP	872,000	218,000	0	1,090,000	Expansion	Mixed
11-00-0201	State	Lake In The Hills	ILL 31, Richmond Rd	S off Rakow Rd to Algonquin Bypass	C	New Roadway	HPP	7,000,000	1,750,000	0	8,750,000	Expansion	Mixed
11-00-0201	State	Lake In The Hills	ILL 31, Richmond Rd	S off Rakow Rd to Algonquin Bypass	C	New Roadway	STP-L	880,000	220,000	0	1,100,000	Expansion	Mixed
11-00-0201	State	Algonquin	Algonquin Bypass	ILL 31 (N Jct) to ILL 31 (S Jct)	CE	Construction Engineering	ILL	0	0	6,933,806	6,933,806	Expansion	Mixed
11-00-0201	State	Algonquin	Algonquin Bypass	ILL 31 (N Jct) to ILL 31 (S Jct)	C	Grading	ILL	0	0	4,893,849	4,893,849	Expansion	Mixed
11-00-0201	State	Algonquin	ILL 31	Elmwood Ct to Huntington Dr (Algonquin By-Pass)	C	Jurisdictional Transfer	ILL	0	0	1,610,000	1,610,000	Expansion	Mixed
11-00-0201	State	Algonquin	Algonquin Bypass	ILL 31 (N Jct) to ILL 31 (S Jct)	C	New Construction, Bridge (New), Retaining Wall	ILL	0	0	33,346,674	33,346,674	Expansion	Mixed
11-00-0201	State	Algonquin	Algonquin Bypass	ILL 31 (N Jct) to ILL 31 (S Jct) (Commonwealth Edison)	C	Utility Adjustment	ILL	0	0	367,972	367,972	Expansion	Mixed
11-00-0201	State	Algonquin	Algonquin Bypass	ILL 31 (N Jct) to ILL 31 (S Jct) (Nicor)	C	Utility Adjustment	ILL	0	0	522,200	522,200	Expansion	Mixed



TIP ID	State or Local	Municipality	Location	Project Limits	Phase	Work	Fund Source	Federal Funds (by Phase)	Matching Funds (by Phase)	State/Local Funds (non-matching) (by Phase)	Total Funding (by Phase)	Project Classification	Project Type
11-03-0007	Local	McHenry	ILL 31, Richmond Rd	S of McCullom Lake Rd to ILL 120	ROW	Land Acquisition	CMAQ	1,200,000	300,000	0	1,500,000	Expansion	Highway
11-03-0007	Local	McHenry	ILL 31, Richmond Rd	S of McCullom Lake Rd to ILL 120	ENG	Preliminary Engineering	CMAQ	953	123,600	0	124,553	Expansion	Highway
11-03-0007	Local	McHenry	ILL 31, Richmond Rd	S of McCullom Lake Rd to ILL 120	ENG	Preliminary Engineering	STP-E	63,578	15,895	0	79,473	Expansion	Highway
11-03-0019	Local	Crystal Lake	Walkup Rd	ILL 176 to Bull Valley Rd	C	Reconstruction	CMAQ	7,235,839	1,808,960	0	9,044,799	Expansion	Mixed
11-06-0012	Local	Crystal Lake	Pingree Rd	at Congress Pkwy	CE	Construction Engineering	STP-L	89,900	22,475	0	112,375	Modernization	Highway
11-06-0012	Local	Crystal Lake	Pingree Rd	at Congress Pkwy	C	Reconstruction	STP-L	1,259,787	314,949	0	1,574,736	Modernization	Highway
11-06-0019	State	McHenry County	ILL 120	at Fleming Rd	C	Traffic Signal Installation, Intersection Improvement	NHS	831,708	207,927	150,757	1,190,393	Modernization	Highway
11-06-0024	State	McHenry County	ILL 176	at Smith Rd	ROW	Land Acquisition	ILL	0	0	13,645	13,645	Modernization	Highway
11-06-0032	Local	McHenry County	Miller Rd	Greet St to River Rd	C	Roadway reconstruction, lighting and traffic signal installation.	HPP	5,288,000	1,322,000	4,330,993	10,940,993	Expansion	Highway
11-06-0037	Local	Cary	Cary Community Trail	Along Cary Community Trail (Cary Park District)	C	Landscaping	STP-E	27,145	6,786	0	33,931	Modernization	Bicycle
11-07-0001	Local	McHenry County	Virginia Rd	at ILL 31	CE	Construction Engineering	CMAQ	99,597	0	0	99,597	Expansion	Mixed
11-07-0001	State	Lake In The Hills	ILL 31, Richmond Rd	S of Rakow Rd to Algonquin Bypass	C	Intersection Reconstruction, Bridge Rehabilitation	HPP	6,770,794	1,692,700	0	8,463,494	Expansion	Mixed
11-07-0001	Local	McHenry County	Virginia Rd	Virginia Rd at ILL 31 (Park And Ride lot)	EII	P.E. (Phase II)	CMAQ	20,400	0	0	20,400	Expansion	Mixed
11-07-0001	Local	McHenry County	Virginia Rd	at ILL 31	C	Park and Ride	CMAQ	579,718	0	0	579,718	Expansion	Mixed



TIP ID	State or Local	Municipality	Location	Project Limits	Phase	Work	Fund Source	Federal Funds (by Phase)	Matching Funds (by Phase)	State/Local Funds (non-matching) (by Phase)	Total Funding (by Phase)	Project Classification	Project Type
11-07-0008	Local	Crystal Lake	Briarwood Rd	at ILL 176	CE	Construction Engineering	ILL	0	0	100,767	100,767	Modernization	Highway
11-08-0003	State	McHenry County	ILL 176	Nippersink Creek	EII	P.E. (Phase II)	ILL	0	0	16,260	16,260	Modernization	Highway
11-08-0008	Local	McHenry County	Noe Rd	Rush Creek	EII	P.E. (Phase II)	BRR	121,619	30,405	0	152,024	Modernization	Highway
11-08-0012	Local	McHenry County	Graf Rd	W Branch Piscasaw Creek	C	Bridge Replacement	BRR	859,040	214,760	0	1,073,800	Modernization	Highway
11-08-0019	Local	Spring Grove	Winn Rd	Nippersink Creek 0.4 Miles N of US 12	C	Bridge Replacement	BRR	1,171,369	292,842	0	1,464,211	Maintenance	Highway
11-08-0019	Local	Spring Grove	Winn Rd	Nippersink Creek 0.4 Miles N of US 12	CE	Construction Engineering	BRR	143,080	35,770	0	178,850	Maintenance	Highway
11-08-0025	Local	McHenry County	County Line Rd Bridge	Over Kishwaukee River	EII	Bridge Replacement	BRR	74,000	18,000	0	92,000	Modernization	Highway
11-08-0026	Local	McHenry County	Franklinville Rd Bridge	Tributary of Kishwaukee River	EI	Bridge Replacement	BRR	158,000	39,000	0	197,000	Modernization	Highway
11-08-0028	Local	McHenry County	Franklinville Rd Bridge	Over Kishwaukee River	EI	Bridge Replacement	BRR	113,000	28,000	0	141,000	Modernization	Highway
11-08-0029	Local	McHenry County	Hill Rd.	Over N. Branch of Nippersink Creek	C	Bridge Replacement	BRR	1,143,200	285,800	0	1,429,000	Modernization	Highway
11-08-0029	Local	McHenry County	Hill Rd Bridge	Over N Branch of Nippersink Creek	EII	Bridge Replacement	BRR	100,000	25,000	0	125,000	Modernization	Highway
11-08-0029	Local	McHenry County	Hill Rd Bridge	Over N Branch of Nippersink Creek	ROW	Bridge Replacement	MFT	0	0	50,000	50,000	Modernization	Highway
11-08-0031	Local	Spring Grove	Lawrence Rd	Over Pscasaw Creek	C	Bridge Replacement	BRR	1,264,926	316,232	95,916	1,677,074	Modernization	Highway
11-08-0031	Local	McHenry County	Lawrence Road Bridge	Over Piscasaw Creek	C	Bridge Replacement	BRR	1,120,000	280,000	0	1,400,000	Modernization	Highway



TIP ID	State or Local	Municipality	Location	Project Limits	Phase	Work	Fund Source	Federal Funds (by Phase)	Matching Funds (by Phase)	State/Local Funds (non-matching) (by Phase)	Total Funding (by Phase)	Project Classification	Project Type
11-08-0032	Local	McHenry County	Lawrence Road Bridge	Lawrence Creek Tributary	EI	Bridge Replacement	BRR	100,000	25,000	0	125,000	Modernization	Highway
11-08-0033	Local	McHenry County	Noe Road Bridge	Over Kishwaukee River	EII	Bridge Removal Roadway Realignment	BRR	140,000	35,000	0	175,000	Modernization	Highway
11-09-0003	State	McHenry County	US 20	Drainage Ditch 0.4 Miles NW of Coral Rd	C	Culvert Replacement	STP-U	459,164	114,791	0	573,955	Modernization	Highway
11-09-0005	State	Prairie Grove	ILL 31	at Ames Rd & at Edgewood Rd	C	Intersection Improvement	HSIP	1,073,233	119,248	3,513	1,195,994	Modernization	Highway
11-09-0037	State	Marengo	ILL 176 (Telegraph Rd)	Drainage Ditch E of ILL 23	C	Culvert Replacement	BRR	536,942	134,237	0	671,179	Modernization	Highway
11-09-0062	Local	Algonquin	Edgewood Dr	ILL 31 to Hanson Rd	CE	Construction Engineering	BRR	326,720	81,680	0	408,400	Maintenance	Mixed
11-09-0062	Local	Algonquin	Edgewood Dr	ILL 31 to Hanson Rd	C	Multi-use path.	CMAQ	252,375	63,094	0	315,469	Maintenance	Mixed
11-09-0062	Local	Algonquin	Edgewood Dr	ILL 31 to Hanson Rd	C	Reconstruction, Bridge Replacement	BRR	1,879,843	697,580	145,215	2,722,638	Maintenance	Mixed
11-09-0062	Local	Algonquin	Edgewood Dr	ILL 31 to Hanson Rd	CE	Construction Engineering	STP-L	242,720	60,680	0	303,400	Maintenance	Mixed
11-09-0062	Local	Algonquin	Edgewood Dr	ILL 31 to Hanson Rd	C	Reconstruction, Bridge Replacement	STP-L	1,257,280	541,939	0	1,799,219	Maintenance	Mixed
11-10-0003	Local	McHenry County	Deerpass Rd Bridge	Over N. Channel Of Kishwaukee River	EII	Bridge replacement	BRR	100,000	25,000	0	125,000	Modernization	Highway
11-10-0008	Local	Ringwood	Barnard Mill Rd	Ringwood Rd to Howe Rd	CE	Construction Engineering	STP-L	48,000	12,000	0	60,000	Maintenance	Highway
11-10-0008	Local	Ringwood	Barnard Mill Rd	Ringwood Rd to Howe Rd	C	Resurfacing	STP-L	719,828	179,957	0	899,785	Maintenance	Highway
11-10-0010	Local	Wonder Lake	E Wonder Lake/Thompson Rds	E Wonder Lake Rd: ILL 120 to Mccullom Lake Rd & Thompson Rd: ILL 120 to Wondermere Rd	CE	Construction Engineering	STP-L	42,400	10,600	0	53,000	Maintenance	Highway



TIP ID	State or Local	Municipality	Location	Project Limits	Phase	Work	Fund Source	Federal Funds (by Phase)	Matching Funds (by Phase)	State/Local Funds (non-matching) (by Phase)	Total Funding (by Phase)	Project Classification	Project Type
11-10-0010	Local	Wonder Lake	E Wonder Lake/Thompson Rds	E Wonder Lake Rd: ILL 120 to Mccullom Lake Rd & Thompson Rd: ILL 120 to Wondermere Rd	C	Resurfacing	STP-L	402,958	100,739	0	503,697	Maintenance	Highway
11-11-0014	State	Woodstock	US 14	Kishwaukee Valley Rd to W Lake Shore Dr	C	Traffic Signal Modernization	HSIP	116,207	12,912	4,452	133,572	Modernization	Highway
11-12-0001	Local	Lake In The Hills	Jessie Dr	Crystal Creek	EI	P.E. (Phase I)	BRR	62,245	15,561	0	77,806	Modernization	Highway
11-12-0002	Local	Lake In The Hills	Hilltop Dr	Woods Creek	EI	P.E. (Phase I)	BRR	64,032	16,008	0	80,040	Maintenance	Highway
11-12-0006	Local	Algonquin	Bunker Hill Rd	Golden Eagle Dr to Stonegate Rd	EI	P.E. (Phase I)	CMAQ	120,000	30,000	0	150,000	Modernization	Pedestrian
11-97-0012	State	Woodstock	US 14	W Lake Shore Dr to Lucas Rd	EII	P.E. (Phase II)	ILL	0	0	457,385	457,385	Expansion	Highway
12-00-0008	State	Frankfort, Mokena, New Lenox	US 30 (Lincoln Hwy)	E of William St to US 45 (96th Ave)	EII	P.E. (Phase II)	ILL	0	0	300,689	300,689	Expansion	Mixed
12-00-0008	State	Frankfort	US 30 (Lincoln Hwy)	US 45 (96th Ave) to ILL 43 (Harlem Ave)	EII	P.E. (Phase II)	ILL	0	0	123,108	123,108	Expansion	Mixed
12-00-0008	State	Frankfort, Mokena, New Lenox	US 30 (Lincoln Hwy)	E of William St to US 45 (96th Ave)	C	Utility Adjustment	ILL	0	0	131,936	131,936	Expansion	Mixed
12-02-0008	Local	Beecher	Indiana Ave	Trim Creek 0.7 Miles E Of Beecher	C	Bridge Replacement	BRR	920,044	230,011	0	1,150,055	Expansion	Mixed
12-02-0008	Local	Beecher	Indiana Ave	Trim Creek 0.7 Miles E Of Beecher	CE	Construction Engineering	BRR	119,690	29,923	0	149,613	Expansion	Mixed
12-02-0008	Local	Beecher	Indiana Ave	Trim Creek 0.7 Miles E Of Beecher	EII	P.E. (Phase II)	BRR	35,334	8,833	0	44,167	Maintenance	Highway
12-02-0011	Local	Will County	Weber Rd	at Renwick Rd	C	Intersection Improvement	STP-L	2,000,000	2,500,000	1,463,793	5,963,793	Maintenance	Highway
12-02-0011	Local	Will County	Weber Rd	at Renwick Rd	C	Intersection Improvement	CMAQ	3,235,480	808,870	0	4,044,350	Maintenance	Highway



TIP ID	State or Local	Municipality	Location	Project Limits	Phase	Work	Fund Source	Federal Funds (by Phase)	Matching Funds (by Phase)	State/Local Funds (non-matching) (by Phase)	Total Funding (by Phase)	Project Classification	Project Type
12-04-0002	Local	Naperville	Plainfield-Naperville Rd	at 119th St	C	Intersection Improvement	CMAQ	980,000	245,000	0	1,225,000	Maintenance	Highway
12-04-0002	Local	Naperville	Plainfield-Naperville Rd	at 119th St	C	Intersection Improvement	STP-C	1,000,000	250,000	3,119,507	4,369,507	Maintenance	Highway
12-04-0017	Local	Will County	88th Ave	Forked Creek	EII	P.E. (Phase II)	BRR	29,584	7,396	0	36,980	Modernization	Highway
12-06-0001	Local	Homer Glen	Homer Glen Community Bike Trail	Bike Path In ComED Row Adjacent to Bell Rd	CE	Construction Engineering	CMAQ	20,253	5,063	0	25,316	Modernization	Bicycle
12-06-0002	Local	New Lenox	Gougar Rd	at US 30	C	Intersection Improvement	CMAQ	920,000	230,000	0	1,150,000	Modernization	Highway
12-06-0067	State	Lockport	ILL 171 (State St)	Milne Creek N of 8th St	C	Culvert Replacement	STP-U	680,174	170,044	3,546	853,764	Maintenance	Highway
12-07-0020	State	Will County	I-55 (Stevenson Expy)	ILL 129 to Lorenzo Rd	EI	P.E. (Phase I)	ILL	0	0	147,009	147,009	Expansion	Highway
12-08-0007	State	Bolingbrook	I-55 S FR NB	E Of ILL 53	C	Drainage	STP-U	356,372	89,093	0	445,464	Modernization	Other
12-08-0026	Local	Will County	Joliet Ave	Hickory Creek 0.1 Miles N of Patterson Rd	C	Bridge Rehabilitation	BRR	634,779	158,695	0	793,474	Maintenance	Highway
12-08-0026	Local	Will County	Joliet Ave	Hickory Creek 0.1 Miles N of Patterson Rd	CE	Construction Engineering	BRR	84,000	21,000	0	105,000	Maintenance	Highway
12-08-0035	Local	Joliet	Black Rd	DuPage River	EII	P.E. (Phase II)	BRR	145,835	36,460	0	182,295	Maintenance	Highway
12-09-0004	State	Wilmington	ILL 53	at New River Rd	C	Intersection Improvement	HSIP	1,243,991	140,680	4,253	1,388,924	Modernization	Highway
12-09-0010	State	New Lenox	I-80	at US 30 (Lincoln Hwy)	C	Lighting	I-M	3,970,500	441,167	0	4,411,667	Expansion	Mixed
12-09-0010	State	New Lenox	I-80	at US 30 (Lincoln Hwy)	C	Miscellaneous	ILL	0	0	500,000	500,000	Expansion	Mixed



TIP ID	State or Local	Municipality	Location	Project Limits	Phase	Work	Fund Source	Federal Funds (by Phase)	Matching Funds (by Phase)	State/Local Funds (non-matching) (by Phase)	Total Funding (by Phase)	Project Classification	Project Type
12-09-0010	State	New Lenox	I-80	at US 30 (Lincoln Hwy)	EI	P.E. (Phase I)	ILL	0	0	235,096	235,096	Expansion	Mixed
12-09-0080	State	Joliet	US 6	0.1 Mi N of Terry Dr to 0.2 Miles S Of Empress Rd	C	Resurfacing	STP-U	326,137	81,534	0	407,671	Maintenance	Highway
12-09-0097	State	Will County	ILL 113 (River St)	Grant St to Gray Rd	C	Resurfacing	STP-U	268,934	67,234	2,400	338,568	Maintenance	Highway
12-09-0103	Local	Monee	Will-Center Rd	East Side Of Will-Center Rd From W Court St. to 575 Ft N of Lilac Ave.	EII	P.E. (Phase II)	SRTS	35,000	0	0	35,000	Modernization	Pedestrian
12-09-0106	Local	Plainfield	Various	SRTS Walking School Bus & International Walk to School Day	ENG	Preliminary Engineering	SRTS	10,251	0	0	10,251	Modernization	Other
12-10-0018	Local	Joliet	Caton Farm Rd	DuPage River	EI	P.E. (Phase I)	BRR	162,683	40,671	0	203,354	Modernization	Highway
12-10-0026	State	Joliet	US 52, ILL 53	Patterson Rd to US 52 (Doris Ave)	C	Traffic Signal Modernization	HSIP	343,567	38,174	0	381,741	Modernization	Highway
12-10-0030	Local	Lockport	Division St	I & M Canal In Lockport	EI	P.E. (Phase I)	BRR	103,296	25,824	0	129,120	Modernization	Highway
12-11-0005	Local	Joliet	Garnsey Ave	Spring Creek 0.3 Miles N of Jackson St	EI	P.E. (Phase I)	BRR	90,869	22,717	0	113,586	Maintenance	Highway
12-11-0028	Local	Will County	Bluff Rd	Internationale Parkway	CE	Construction Engineering	STP-E	52,000	13,000	0	65,000	Modernization	Bicycle
12-11-0028	Local	Will County	Bluff Rd	Internationale Parkway	C	Resurfacing	STP-E	511,689	127,922	0	639,611	Modernization	Bicycle
12-11-0040	Local	Romeoville	ILL 53	at Romeoville High School/Material Service Dr	EII	P.E. (Phase II)	STP-L	84,000	21,000	0	105,000	Modernization	Highway
12-12-0017	Local	Joliet	Farrell Rd, Tr 246A	Spring Creek	EI	P.E. (Phase I)	BRR	57,864	14,466	0	72,330	Maintenance	Highway
12-12-0020	Local	Romeoville	Taylor Rd	Weber Rd to Independence Blvd	CE	Construction Engineering	STP-L	159,948	39,987	0	199,935	Maintenance	Highway



TIP ID	State or Local	Municipality	Location	Project Limits	Phase	Work	Fund Source	Federal Funds (by Phase)	Matching Funds (by Phase)	State/Local Funds (non-matching) (by Phase)	Total Funding (by Phase)	Project Classification	Project Type
12-12-0020	Local	Romeoville	Taylor Rd	Weber Rd to Independence Blvd	C	Resurfacing	STP-L	1,254,940	313,735	0	1,568,675	Maintenance	Highway
12-94-0039	Local	Plainfield	Renwick Rd	Over DuPage River	ROW	Land Acquisition	BRR	300,000	75,000	0	375,000	Modernization	Highway
12-97-0002	State	Plainfield, Joliet	US 30 (Lincoln Hwy)	ILL 59 (Division St) to N of I-55	ROW	Land Acquisition	ILL	0	0	15,428	15,428	Expansion	Highway
12-97-0002	State	Plainfield, Joliet	US 30 (Lincoln Hwy)	ILL 59 (Division St) to N of I-55	EII	P.E. (Phase II)	ILL	0	0	475,000	475,000	Expansion	Highway
12-97-0006	State	Lockport	ILL 7, 159th St	I-355 (Veterans Memorial tollway) to Will-Cook Rd	EII	P.E. (Phase II)	ILL	0	0	750,000	750,000	Expansion	Highway
12-98-0005	State	Monee	ILL 50, Walnut St	at Court St	C	Intersection Reconstruction, Lighting	NHS	3,314,237	828,558	2,830	4,145,625	Maintenance	Highway
12-98-0008	State	Will County	I-55 (Stevenson Expy)	at Arsenal Rd	EII	P.E. (Phase II)	ILL	0	0	267,537	267,537	Maintenance	Mixed
12-98-0008	State	Will County	I-55 (Stevenson Expy)	at Arsenal Rd	C	Utility Adjustment	ILL	0	0	12,789,449	12,789,449	Maintenance	Mixed
12-98-0008	State	Will County	I-55 (Stevenson Expy)	at Arsenal Rd (Midewin National Tallgrass Prairie)	C	Wetland Mitigation	ILL	0	0	800,000	800,000	Maintenance	Mixed
13-09-0003	State	Chicago	Various	Various	IMP	Diesel Retrofit/Clean School Bus Initiative	CMAQ	5,000,000	0	0	5,000,000	Modernization	Other
13-10-0007	Local	N/A	Various	2 Genset Locomotives for use in NE ILL National Ambient Air Quality Standards	IMP	Buying of GenSet switch engines.	CMAQ	2,400,000	0	0	2,400,000	Modernization	Other
13-11-0007	State	Cook County	Various	Various Locations in South Cook County	CE	Construction Engineering	HSIP	106,938	11,882	0	118,820	Modernization	Highway
13-11-0007	State	Cook County	Various	Various Locations in North Cook County	CE	Construction Engineering	HSIP	62,662	6,962	0	69,624	Modernization	Highway
13-11-0007	State	Cook County	Various	Various Locations in Central Cook County	CE	Construction Engineering	HSIP	102,711	11,412	0	114,123	Modernization	Highway



TIP ID	State or Local	Municipality	Location	Project Limits	Phase	Work	Fund Source	Federal Funds (by Phase)	Matching Funds (by Phase)	State/Local Funds (non-matching) (by Phase)	Total Funding (by Phase)	Project Classification	Project Type
13-11-0007	State	Cook County	Various	Various Locations in Central Cook County	C	Guardrail End-Sect Replacement at 24 locations	HSIP	595,114	66,124	0	661,238	Modernization	Highway
13-11-0007	State	Cook County	Various	Various Locations in North Cook County	C	Guardrail End-Sect Replacement at 52 locations	HSIP	626,618	70,464	0	697,082	Modernization	Highway
13-11-0007	State	Cook County	Various	Various Locations in South Cook County	C	Guardrail End-Sect Replacement at 69 locations	HSIP	651,466	72,386	0	723,852	Modernization	Highway
13-11-0008	State	Various	Niles, Chicago	Various	CE	Construction Engineering	HSIP	264,905	34,431	0	299,336	Modernization	Highway
13-11-0008	State	Various	Niles, Chicago	Various	C	Signal Modernization	HSIP	1,766,031	229,545	0	1,995,576	Modernization	Highway



Non-Federally Funded Road Projects

(Interstates, Highways, Streets, Bridges, Bicycle, Pedestrian, etc.)

This section lists projects that did not use federal transportation funds for any phase of a road project. The vast majority of these projects are funded by Illinois Department of Transportation (IDOT) using state resources, but in some cases local funds are also used. This section does not include obligation estimates for projects that were funded solely by Municipalities or Townships.



Table 2. FFY12 Non-Federally Funded Project Phases.

TIP ID	State or Local	Municipality	Location	Project Limits	Phase	Work	Fund Source	Total Funding (by Phase)	Project Classification	Project Type
01-02-0037	State	Chicago	I-190/ Kennedy Expy	at I-190/294	CE	Construction Engineering	ILL	1,406,122	TBD	Other
01-02-0037	State	Chicago	I-190/ Kennedy Expy	at I-190/294	ROW	Land Acquisition	ILL	3,045	TBD	Other
01-02-0037	State	Chicago	I-190/ Kennedy Expy	at I-190/294	EII	P.E. (Phase II)	ILL	78,135	TBD	Other
01-02-0037	State	Chicago	I-190/ Kennedy Expy	at I-190/294	C	Storm Sewer (New)	ILL	9,397,519	TBD	Other
01-06-0060	State	Chicago	Various	Various Locations Near Midway Airport	C	Curb And Gutter	ILL	219,617	Maintenance	Highway
01-06-0060	State	Chicago	Midway Airport	Various Locations Near Midway Airport	C	Curb and gutter repairs	ILL	219,472	Maintenance	Highway
01-09-0020	State	Chicago	Balmoral Ave	Automated Transit System Pier Relocation	C	Bridge Substructure	ILL	6,000,000	Maintenance	Highway
01-09-0020	State	Chicago	Balmoral Ave	Automated Transit System Pier Relocation	CE	Construction Engineering	ILL	600,000	Maintenance	Highway
01-11-0012	State	Chicago, Oak Park	ILL 64, North Ave	Austin Blvd to Central Ave And Elmwood St to Ridgeland Ave	C	Resurfacing	ILL	639,119	Maintenance	Highway
01-12-0001	State	Chicago, Riverdale, Harvey	ILL 1 (Halsted St)	127th St to 152nd St	C	Resurfacing	ILL	1,627,778	Maintenance	Highway
01-13-0012	State	Chicago	US 12, US 20, 95th St	at Stony Island Ave	EI	P.E. (Phase I)	ILL	750,000	TBD	Other
01-Not in TIP	State	Chicago	I-90 (Kennedy Expy)	at ILL 50 (Cicero Ave)	C	Bridge Joint Repair	ILL	612,677	Maintenance	Highway
01-Not in TIP	State	Chicago	I-90/I-94 (Dan Ryan Expwy)	at Roosevelt Rd	C	Bridge Joint Repair, Bridge Deck Sealing	ILL	238,042	Maintenance	Highway
01-Not in TIP	State	Chicago	I-90, I-94, Various	1) 39th St (Pershing Rd) at Racine Ave 2) I-90/94(Kennedy Expy) at Ashland Ave	C	Bridge Repair	ILL	412,811	Maintenance	Highway



TIP ID	State or Local	Municipality	Location	Project Limits	Phase	Work	Fund Source	Total Funding (by Phase)	Project Classification	Project Type
01-Not in TIP	State	Chicago	Various	Various Locations (Downspout Repair & Minor Concrete Repairs)	C	Bridge Repair	ILL	258,561	Maintenance	Highway
01-Not in TIP	Local	Chicago	Various	Various Locations in House District #40	CE	Construction Engineering	ILL	76,000	Maintenance	Highway
01-Not in TIP	Local	Chicago	Various	Various Streets in Chicago	CE	Construction Engineering	ILL	171,000	Maintenance	Highway
01-Not in TIP	State	Chicago	Ohio St. Feeder	Over N. Branch Chicago River	C	Intersection improvement	ILL	1,683,414	Maintenance	Highway
01-Not in TIP	State	Chicago	I-55, I-94, I-90	Traffic Control and Barriers For NATO Summit along the Dan Ryan And Stevenson Expy	C	Misc Traffic Control	ILL	71,000	Maintenance	Highway
01-Not in TIP	Local	Chicago	Various	Traffic Control Services on Arterial Streets	C	Miscellaneous	ILL	1,500,000	Maintenance	Highway
01-Not in TIP	State	Chicago	I-90 (Kennedy Expy)	at Cumberland Ave	EII	P.E. (Phase II)	ILL	437,523	Maintenance	Highway
01-Not in TIP	Local	Chicago	Various	Various Locations in House District #40	EII	P.E. (Phase II)	ILL	51,000	Maintenance	Highway
01-Not in TIP	Local	Chicago	Various	Various Streets in Chicago	EII	P.E. (Phase II)	ILL	191,000	Maintenance	Highway
01-Not in TIP	Local	Chicago	Various	Various Streets In Chicago	C	Resurfacing	ILL	1,543,000	Maintenance	Highway
02-08-0012	State	Northbrook	Shermer Rd	Middle Fork North Branch Chicago River	C	Bridge Beam Replacement, Bridge New Deck	ILL	364,888	Maintenance	Highway
02-11-0001	State	Skokie, Evanston	Church St	Gross Point Rd to Dodge Ave	C	Resurfacing	ILL	1,268,771	Maintenance	Highway
02-12-0011	State	Skokie, Evanston, Lincolnwood	Crawford Ave	Gross Point Rd to ILL 58 (Golf Rd)	C	Resurfacing	ILL	528,104	Maintenance	Highway
02-99-0004	State	Northbrook	ILL 43, Waukegan Rd	Over I-94 (Edens Spur) 0.5 Miles N of ILL 68 (Dundee Rd)	C	Bridge New Deck, Lighting, Traffic Signal Installation	ILL	3,075,000	Modernization	Highway
02-Not in TIP	Local	Northbrook	Techny Rd	West of Pflingsten Rd to Shermer Rd	C	Reconstruction	MFT	7,250,000	Modernization	Highway



TIP ID	State or Local	Municipality	Location	Project Limits	Phase	Work	Fund Source	Total Funding (by Phase)	Project Classification	Project Type
03-10-0025	State	South Barrington	ILL 72 (Higgins Rd)	Over I-90 (Jane Adams Tollway)	C	Miscellaneous	ILL	180,000	Maintenance	Highway
03-11-0014	Local	Rolling Meadows	New Wilke Rd	ILL 58 to ILL 62	CE	Construction Engineering	ILL	65,000	Maintenance	Highway
03-11-0014	Local	Rolling Meadows	New Wilke Rd	ILL 58 to ILL 62	EII	P.E. (Phase II)	ILL	30,000	Maintenance	Highway
03-11-0014	Local	Rolling Meadows	New Wilke Rd	ILL 58 to ILL 62	C	Reconstruction	ILL	1,140,000	Maintenance	Highway
03-12-0035	State	Bartlett	US 20 (Lake St.)	at ILL 59 (Sutton Rd)	EI	P.E. (Phase I)	ILL	635,239	TBD	Other
03-96-0004	Local	N/A	Jane Addams (I-90) Tollway	Plaza 9 in Elgin to Tri-State Tollway	EII	4019, Lee Street	TOLL	2,684,000	Expansion	Highway
03-96-0004	Local	N/A	Jane Addams (I-90) Tollway	Plaza 9 in Elgin to Tri-State Tollway	EII	Bridge Replacement	TOLL	5,461,000	Expansion	Highway
03-96-0004	Local	N/A	Jane Addams (I-90) Tollway	Plaza 9 in Elgin to Tri-State Tollway	EII	Reconstruction, add lanes, replace bridges and new/expanded interchanges	TOLL	23,400,000	Expansion	Highway
03-96-0004	Local	N/A	Jane Addams (I-90) Tollway	Plaza 9 in Elgin to Tri-State Tollway	EII	Reconstruction, add lanes, replace bridges and new/expanded interchanges	TOLL	16,200,000	Expansion	Highway
03-96-0004	Local	N/A	Jane Addams (I-90) Tollway	Plaza 9 in Elgin to Tri-State Tollway	EII	Reconstruction, add lanes, replace bridges and new/expanded interchanges	TOLL	24,150,000	Expansion	Highway
03-96-0004	Local	N/A	Jane Addams (I-90) Tollway	Plaza 9 in Elgin to Tri-State Tollway	EII	Reconstruction, add lanes, replace bridges and new/expanded interchanges	TOLL	26,899,000	Expansion	Highway
03-Not in TIP	Local	Des Plaines	Gregory St/, Graylynn Dr	E of Lee St to W of River Rd; Graylynn Dr: Gregory St to Hill St	CE	Construction Engineering	ILL	20,000	Maintenance	Highway
03-Not in TIP	State	Wheeling	Various	Various	C	Drainage repairs	ILL	39,801	Maintenance	Highway
03-Not in TIP	Local	Des Plaines	Gregory St/, Graylynn Dr	Gregory St: E of Lee St to W of River Rd; Graylynn Dr: Gregory St to Hill St	C	Reconstruction	ILL	315,000	Maintenance	Highway



TIP ID	State or Local	Municipality	Location	Project Limits	Phase	Work	Fund Source	Total Funding (by Phase)	Project Classification	Project Type
03-Not in TIP	State	Palatine	I-290 and IL 53 Ext	Various	C	Substructure repairs at various locations	ILL	550,635	Maintenance	Highway
04-00-0022	State	Rosemont	Balmoral Ave	Bessie Coleman Dr to East of Mannheim Rd	CE	Construction Engineering	ILL	1,700,000	Expansion	Highway
04-00-0022	State	Rosemont	Balmoral Ave	Bessie Coleman Dr to East of Mannheim Rd	C	New Construction	ILL	17,000,000	Expansion	Highway
04-09-0033	State	Oak Park, River Forest, Forest Park, Chicago, North Riverside, Berwyn, Norridge	ILL 43 (Harlem Ave)	Cullom Ave to 26th St	C	Resurfacing	ILL	3,949,993	Maintenance	Highway
04-Not in TIP	State	Berkeley	St Charles Rd	at I-294 (Tri-State Tollway)	C	Bridge Deck Overlay, Bridge Joint Repair	ILL	800,000	Maintenance	Highway
04-Not in TIP	Local	Leyden Township	Various	Various Road Improvements in Leyden township	CE	Construction Engineering	ILL	50,000	Maintenance	Highway
04-Not in TIP	Local	Leyden Township	Various	Various Road Improvements In Leyden township	C	Miscellaneous	ILL	400,000	Maintenance	Highway
04-Not in TIP	Local	Harwood Heights	Various	Various Road Repairs & Maintenance In Harwood Heights	C	Miscellaneous	ILL	1,417,000	Maintenance	Highway
05-11-0007	State	Various	Various	Various Central Cook Co Concrete Pvt Patching	C	Patching	ILL	371,435	Maintenance	Highway
05-Not in TIP	State	Willow Springs, Berkeley, Hillside, Forest Park, Chicago	I-290 (Eisenhower Expy)	Various Locations	C	Bridge Painting	ILL	348,060	Maintenance	Highway
05-Not in TIP	State	Western Springs	47th St	at I-294 (Tri-State Tollway)	C	Bridge Repair	ILL	244,000	Maintenance	Highway
05-Not in TIP	State	Hodgkins	Joliet Rd	at Lenzi Ave	C	Intersection improvement	ILL	133,017	Maintenance	Highway
06-09-0052	State	Bridgeview, Bedford Park	ILL 43 (Harlem Ave)	65th St to 79th St	C	Resurfacing, Drainage	ILL	1,508,476	Maintenance	Highway
06-12-0003	State	Blue Island	Ashland Ave	at Little Calumet River	C	RR Flagger	ILL	193,597	TBD	Other
06-98-0037	State	Palos Park	119th St	Mill Creek 1.3 Miles W of ILL 7 (Southwest Hwy)	C	Bridge Replacement	ILL	1,309,743	Maintenance	Highway



TIP ID	State or Local	Municipality	Location	Project Limits	Phase	Work	Fund Source	Total Funding (by Phase)	Project Classification	Project Type
06-Not in TIP	State	Alsip	ILL 50 (Cicero Ave)	Over CSX RR	C	Bridge Joint Repair, Bridge Deck Sealing	ILL	208,433	Maintenance	Highway
06-Not in TIP	State	Lemont, Melrose Park	US 12, US 20, US 45, Mannheim Rd, Lemont Rd	1) Over Proviso RR Yard 2) Over Des Plaines River	C	Bridge Repair, Drainage	ILL	296,845	Maintenance	Highway
06-Not in TIP	Local	Blue Island	Various	Various Locations in Blue Island	C	Resurfacing	ILL	358,000	Maintenance	Highway
07-00-0014	State	Lynwood	ILL 394/Bishop Ford Expy	at Joe Orr Rd	C	Bridge Rehabilitation	ILL	1,732,623	Maintenance	Highway
07-08-0005	State	Homewood	ILL 1 (Halsted St)	Over IC RR (Abandoned) 1.2 Miles South of I-294 (Tri-State Tollway)	C	Bridge Replacement	ILL	1,057,005	Modernization	Highway
07-08-0019	Local	Markham	Park Ave	Over Cal-Union Ditch (SN)16-0771)	C	Bridge replacement	ILL	640,587	Maintenance	Highway
07-09-0072	State	Oak Forest, Midlothian, Country Club Hills	ILL 50 (Cicero Ave)	ILL 83 (147th St) to 175th St	C	Resurfacing	ILL	2,688,933	Maintenance	Highway
07-10-0057	State	Blue Island, Calumet Park, Chicago	Vermont St	Western Ave to 127th St	C	Resurfacing	ILL	896,690	Maintenance	Highway
07-11-0004	State	Cook County	US 30 (Lincoln Hwy)	at Canadian National RR N of Sauk Trail Rd	EI	P.E. (Phase I)	ILL	24,724	Maintenance	Highway
07-11-0004	State	Cook County	US 30 (Lincoln Hwy)	at Canadian National RR N of Sauk Trail Rd	EII	P.E. (Phase II)	ILL	1,337,779	Modernization	Highway
07-11-0023	Local	Ford Heights	ILL 394	at North of US 30	C	Drainage improvement and sign maintenance	ILL	442,584	TBD	Other
07-12-0011	State	Sauk Village, Steger	ILL 394/Bishop Ford Expy	Thornton-Lansing Rd to Steger Rd	C	Crack & Joint Sealing	ILL	293,360	Maintenance	Highway
07-97-0005	Local	Lansing	Wentworth Ave	Ridge Rd to Glenwood-Lansing Rd	C	Reconstruction	MFT	6,302,000	Modernization	Highway
07-97-0040	State	Cook County	Various	Various Pump Stations	EII	P.E. (Phase II)	ILL	500,000	TBD	Other
07-Not in TIP	State	Palos Hills	111th St	at Stoney Creek	C	Bridge Deck Overlay, Bridge Joint Repair	ILL	167,763	Maintenance	Highway



TIP ID	State or Local	Municipality	Location	Project Limits	Phase	Work	Fund Source	Total Funding (by Phase)	Project Classification	Project Type
07-Not in TIP	Local	Lynwood	198th St	at Burnham Ave	CE	Construction Engineering	ILL	17,568	Maintenance	Highway
07-Not in TIP	Local	Lynwood	198th St	at Burnham Ave	C	Intersection Improvement	ILL	292,792	Maintenance	Highway
07-Not in TIP	Local	Lynwood	198th St	at Burnham Ave	EII	P.E. (Phase II)	ILL	14,640	Maintenance	Highway
08-09-0074	State	Glen Ellyn, Lisle, Downers Grove	ILL 53	ILL 38 to Warrenville Rd	C	Resurfacing	ILL	2,130,540	Maintenance	Highway
08-11-0001	State	Aurora	US 34 (Ogden Ave)	at Canadian National RR	EI	P.E. (Phase I)	ILL	221,485	Expansion, Maintenance, Modernization, TBD	Mixed
08-11-0001	State	Aurora	US 34 (Ogden Ave)	at Canadian National RR	EII	P.E. (Phase II)	ILL	1,181,966	Expansion, Maintenance, Modernization, TBD	Mixed
08-11-0001	State	Aurora	US 34 (Ogden Ave)	at Canadian National RR	C	Utility Adjustment	ILL	75,000	Expansion, Maintenance, Modernization, TBD	Mixed
08-11-0044	State	Elmhurst, Villa Park	ILL 83, Kingery Hwy	at Salt Creek (Scour Countermeasures)	C	RIP RAP	ILL	99,932	TBD	Other
08-Not in TIP	State	Hinsdale	Various	Various Locations in Hinsdale	C	Bridge Rehabilitation	ILL	725,000	Maintenance	Highway
08-Not in TIP	State	Addison, Elmhurst, Hillside, Itasca	I-290 (Eisenhower Expy)	Various Locations (Substructure Repairs)	C	Bridge Repair	ILL	336,429	Maintenance	Highway
08-Not in TIP	State	Elmhurst	I-290 WB Ramp, to US 20	Under I-294 (Tri-State Tollway) (SB) Ramp to (WB) I-290	C	Bridge Repair	ILL	250,000	Maintenance	Highway
08-Not in TIP	Local	West Chicago	Prince Crossing Rd	Blair St to Forest St	CE	Construction Engineering	ILL	44,215	Maintenance	Highway
08-Not in TIP	Local	West Chicago	Prince Crossing Rd	Blair St to Forest St	C	Drainage	ILL	37,154	Maintenance	Highway
08-Not in TIP	State	Bloomington	US 20 (Lake St.)	east of Roselle Rd./Bloomington Rd	C	Drainage repairs	ILL	68,392	Maintenance	Highway



TIP ID	State or Local	Municipality	Location	Project Limits	Phase	Work	Fund Source	Total Funding (by Phase)	Project Classification	Project Type
09-00-0031	Local	Kane County	Plank Rd	Burlington Rd	EII	EII	GEN-OP	175,000	Expansion	Highway
09-00-0031	Local	Kane County	Plank Rd	Burlington Rd	ROW	ROW	GEN-OP	20,000	Expansion	Highway
09-02-9008	Local	N/A	Jane Addams (I-90) Tollway	Newburg Rd to Plaza 9 in Elgin	EII	5448 - Design	TOLL	32,490,000	Expansion	Highway
09-02-9008	Local	N/A	Jane Addams (I-90) Tollway	Newburg Rd to Plaza 9 in Elgin	EII	5630 - Design; Eng. III	TOLL	2,555,000	Expansion	Highway
09-02-9008	Local	N/A	Jane Addams (I-90) Tollway	Newburg Rd to Plaza 9 in Elgin	EII	5632 - Design; Eng. III	TOLL	2,120,000	Expansion	Highway
09-02-9008	Local	N/A	Jane Addams (I-90) Tollway	Newburg Rd to Plaza 9 in Elgin	EII	5633 - Design; Eng. III	TOLL	11,859,000	Expansion	Highway
09-06-0012	Local	Kane County	I-90	ILL 47	C	Interchange Expansion	GEN-OP	5,335,000	Expansion	Highway
09-06-0012	State	Huntley	ILL 47	at I-90 (Northwest Tollway)	C	Interchange Reconstruction	ILL	17,380,000	Expansion	Highway
09-06-0037	State	St. Charles	ILL 31	Ferson Creek	ROW	Land Acquisition	ILL	15,290	Maintenance, Modernization	Highway
09-07-0019	Local	Kane County	Plank Rd	ILL 47	ENG	ENG	GEN-OP	138,000	Modernization	Highway
09-07-0019	Local	Kane County	Plank Rd	ILL 47	C	Intersection Improvement	GEN-OP	502,000	Modernization	Highway
09-07-0019	Local	Kane County	Plank Rd	ILL 47	C	Intersection Improvement	ILL	1,645,000	Modernization	Highway
09-07-0019	Local	Kane County	Plank Rd	ILL 47	C	Intersection Reconstruction	ILL	1,645,241	Modernization	Highway
09-08-0032	Local	Elgin	Randall Rd	Big Timber Rd	ENG	ENG	GEN-OP	160,000	Modernization	Highway
09-09-0020	Local	Kendall County	Grove Rd	ILL 126 1/2 Mile North to ILL 126	EII	EII	GEN-OP	200,000	Expansion	Highway



TIP ID	State or Local	Municipality	Location	Project Limits	Phase	Work	Fund Source	Total Funding (by Phase)	Project Classification	Project Type
09-09-0020	Local	Kendall County	Grove Rd	ILL 126 1/2 Mile North to ILL 126	C	New Roadway	GEN-OP	2,000,000	Expansion	Highway
09-09-0020	Local	Kendall County	Grove Rd	ILL 126 1/2 Mile North to ILL 126	ROW	ROW	GEN-OP	400,000	Expansion	Highway
09-11-0014	State	Elburn	ILL 47	0.1 Mi N of Welter Rd to Seavey Rd	C	Resurfacing	ILL	2,356,467	Maintenance	Highway
09-11-0015	State	Carpentersville, West Dundee, Algonquin	ILL 31, Western Ave	McHenry Co Line to Strom Dr	C	Resurfacing	ILL	1,608,190	Maintenance	Highway
09-97-0013	State	Lily Lake	ILL 64, North Ave	at ILL 47	C	Intersection Reconstruction	ILL	5,177,663	Modernization	Highway
09-Not in TIP	Local	Kendall County	Fox River Dr	Over Hollenback Creek	ROW	Bridge Replacement	GEN-OP	50,000	Modernization	Highway
09-Not in TIP	Local	Kendall County	Fern Dell Rd	West Of Fennel Road	C	Bridge Replacement	GEN-OP	275,000	Modernization	Highway
09-Not in TIP	Local	Kendall County	Ridge Rd	ILL 71 to ILL 47	EII	Intersection Improvement	GEN-OP	25,000	Modernization	Highway
09-Not in TIP	Local	Kendall County	Little Rock Rd	At Creek Road	EII	Intersection Improvement	GEN-OP	60,000	Modernization	Highway
09-Not in TIP	State	Elgin	ILL 25	Over I-90 (Jane Adams Tollway)	C	Miscellaneous	ILL	86,000	Maintenance	Highway
09-Not in TIP	State	Sugar Grove, Big Rock	Dugan Rd	Scott Rd to Jericho Rd	C	Resurfacing	ILL	200,000	Maintenance	Highway
09-Not in TIP	Local	Kendall County	Galena Rd	Little Rock Rd To Rock Creek Rd	C	RS	GEN-OP	900,000	Maintenance	Highway
12-Not in TIP	Local	Kendall County	Galena Rd	ILL 47 To Orchard Rd	C	RS	GEN-OP	1,000,000	Maintenance	Highway
12-Not in TIP	Local	Kendall County	Lisbon Rd	Sherrill Road To Joliet Rd	C	RS	GEN-OP	200,000	Maintenance	Highway
12-Not in TIP	Local	Kendall County	Church St	Race Street To Fox River Dr	C	RS	GEN-OP	150,000	Maintenance	Highway



TIP ID	State or Local	Municipality	Location	Project Limits	Phase	Work	Fund Source	Total Funding (by Phase)	Project Classification	Project Type
12-Not in TIP	State	Various	Various	Various Locations in South Kane County and Kendall County	C	Traffic Signal Modernization	ILL	373,493	Maintenance	Highway
12-Not in TIP	Local	Wadsworth, Waukegan	Delany Rd	North of Sunset Ave to North of Yorkhouse Rd.	C	Miscellaneous	ILL	344,250	Expansion, Modernization	Highway
12-Not in TIP	Local	Lake County	Dowell Rd/Fisher Rd	Darrell Rd	EI	EI	MFT	750,000	Modernization	Highway
12-Not in TIP	State	Waukegan, Gurnee	ILL 21 (Milwaukee Ave)	S of ILL 120 (Belvidere Rd) to ILL 137 (Buckley Rd)	C	Additional Lanes, Lighting, Retaining Wall, Bridge Replacement, Pedestrian Underpass	Local	22,967,943	Expansion, Modernization	Mixed
12-Not in TIP	State	Waukegan, Gurnee	ILL 21 (Milwaukee Ave)	S of ILL 120 (Belvidere Rd) to ILL 137 (Buckley Rd)	C	Utility Adjustment	ILL	903,871	Expansion, Modernization	Mixed
12-Not in TIP	State	Waukegan, Gurnee	ILL 21 (Milwaukee Ave)	S of ILL 120 (Belvidere Rd) to ILL 137 (Buckley Rd)	C	Utility Adjustment	ILL	1,725,000	Expansion, Modernization	Mixed
12-Not in TIP	State	Lincolnshire	ILL 22/Half Day Rd	at Hewitt Dr/Westminster Way	C	Intersection Improvement	ILL	256,833	Modernization	Highway
10-10-0031	State	Round Lake	Cedar Lake Rd	Cedar Lake Rd Spur to ILL 120	ROW	Jurisdictional Transfer	ILL	300,000	Maintenance	Highway
10-10-0035	Local	Lindenhurst	Grass Lake Road	Hastings Lake Forest Preserve Entrance To Beck Road (South)	C	Bicycle Facility	MFT	174,000	Modernization	Bicycle
10-11-0059	State	Lake County	ILL 173	McHenry Co Line to 0.1 Miles E of Dalgaard Jr Ln	C	RS	ILL	781,330	Maintenance	Highway
10-98-0033	State	Antioch	ILL 173	Boat Channels 1.8 & 2.5 Miles W of ILL 59	EII	P.E. (Phase II)	ILL	118,597	Maintenance	Highway
10-Not in TIP	State	Lincolnwood	I-94 (Edens Expy)	at Devon Ave	C	Handrail Replacement	ILL	565,977	Maintenance	Highway
10-Not in TIP	State	Cicero	ILL 50 (Cicero Ave), Laramie Ave	at 34th St	C	Intersection Improvement, Left Turn Lanes, Traffic Signal Modernization	ILL	1,700,000	Maintenance	Highway
10-Not in TIP	State	Round Lake Park	ILL 60	at Peterson Rd W of ILL 83 (Lake Ave)	C	Intersection Reconstruction, Bridge Rehabilitation	ILL	2,500,000	Maintenance	Highway



TIP ID	State or Local	Municipality	Location	Project Limits	Phase	Work	Fund Source	Total Funding (by Phase)	Project Classification	Project Type
10-Not in TIP	State	Volo	US 12, ILL 59, Rand Rd	at Fox Lake Rd	ROW	Land Acquisition	ILL	16,433	Maintenance	Highway
10-Not in TIP	State	Various	NE Lake County	Various	C	New Sidewalk	ILL	879,418	Maintenance	Highway
10-Not in TIP	Local	Lake Zurich	Various	Various Locations in Lake Zurich	C	Resurfacing	ILL	553,074	Maintenance	Highway
10-Not in TIP	State	Various	Various	Various Locations in SE Lake County	C	Traffic Signal Modernization	ILL	1,177,390	Maintenance	Highway
10-Not in TIP	State	North Chicago	Various	North Chicago Site	C	Wetland Mitigation	ILL	107,574	Maintenance	Highway
11-09-0050	State	McHenry County	ILL 47	South of ILL 176 to Union	C	Resurfacing	ILL	1,285,215	Maintenance	Highway
11-09-0051	State	McHenry County	ILL 47	Price Rd to 0.1 Miles North of Ware Rd	C	Resurfacing	ILL	1,997,868	Maintenance	Highway
11-12-0008	State	Marengo, Harvard, Crystal Lake, Algonquin, McHenry	Various	Various Structures in McHenry County	C	Bridge Deck Sealing	ILL	167,934	Maintenance	Highway
12-02-9024	State	Will County	Illiana Expy	I-55 (Will Co) to I-65 (Indiana)	ENG	P.E. Project Managers	ILL	950,000	Expansion	Highway
12-06-0060	State	Joliet	ILL 53, Ruby St	Des Plaines River	C	Bridge Rehabilitation	ILL	2,117,343	Maintenance	Highway
12-07-0021	Local	Minooka	Ridge Road	Minooka Rd to Mc Evilly Road	EII	EII	GEN-OP	105,000	Expansion	Highway
12-08-0019	State	Joliet, New Lenox	I-80	Grundy Co Line to US 30 (Lincoln Hwy)	CE	Construction Engineering	ILL	1,832,339	Maintenance	Highway
12-10-0032	State	Romeoville	Joliet Rd	0.3 Mi NE of Bluff Rd to ILL 53	C	Resurfacing	ILL	1,148,997	Maintenance	Highway
12-10-9001	State	Burr Ridge, Willowbrook, Chicago, Summit, Forest View, Hodgkins, Indian Head Park, Countryside, Stickney, Darien	I-55	I-90/94 (Dan Ryan Expy) to I-355 (Veterans Memorial Tollway)	EI	P.E. (Phase I)	ILL	1,000,000	Modernization	Highway



TIP ID	State or Local	Municipality	Location	Project Limits	Phase	Work	Fund Source	Total Funding (by Phase)	Project Classification	Project Type
12-11-0022	State	Will County	ILL 53, Chicago St	at Culvert North of Abandoned Arsenal Railroad South of Hoff Rd	C	Miscellaneous	ILL	200,000	Maintenance	Highway
12-11-0022	State	Elwood	ILL 53, Chicago St	Manhattan Rd to Hoff Rd	C	Resurfacing	ILL	1,445,932	Maintenance	Highway
12-11-0058	State	Will County	I-55 (Stevenson Expy)	at ILL 129 (Washington St)	C	Bridge Removal/Demolition, Miscellaneous Projects	ILL	221,101	TBD	Other
12-12-0015	State	Shorewood, Joliet	I-55 (Stevenson Expy)	N of I-80 to Weber Rd	C	Crack & Joint Sealing	ILL	657,197	Maintenance	Highway
12-12-0027	State	Joliet	West side of Des Plaines River	Various	C	Repairs to the Bridge Office Building exterior.	ILL	379,638	TBD	Other
12-12-0034	State	Joliet	Various	Moveable Bridges In Joliet Area	EII	P.E. (Phase II)	ILL	373,820	Maintenance	Highway
12-98-0023	State	Will County	I-55 (Stevenson Expy)	at Blodgett Rd	EII	P.E. (Phase II)	ILL	214,547	Maintenance	Highway
12-98-0039	State	Shorewood	I-55 (Stevenson Expy)	at ILL 59 (Cottage St)	CE	Construction Engineering	ILL	169,878	Modernization, Maintenance	Highway
12-Not in TIP	State	Joliet	Various	Various Locations (Moveable Bridge Steel Repair)	C	Bridge Repair	ILL	723,626	Maintenance	Highway
12-Not in TIP	Local	Will County	Cedar Road	At Division Street	C	Bridge Replacement	Local	3,235,000	Modernization	Highway
12-Not in TIP	Local	Will County	Goodenow Road	At Kedzie Avenue	C	Bridge Replacement	Local	1,620,000	Modernization	Highway
12-Not in TIP	Local	Will County	Laraway Road	At 116th Street	C	Bridge Replacement	Local	165,000	Modernization	Highway
12-Not in TIP	Local	Will County	Kankakee County Line	Over Bull Creek	C	Bridge Replacement	Local	559,000	Modernization	Highway
12-Not in TIP	Local	Will County	Weber Road	Over the CN Railroad	C	Bridge Replacement	Local	2,824,000	Modernization	Highway
12-Not in TIP	Local	Will County	Briggs Road	Over Spring Creek	C	Bridge Replacement	Local	1,347,000	Modernization	Highway



TIP ID	State or Local	Municipality	Location	Project Limits	Phase	Work	Fund Source	Total Funding (by Phase)	Project Classification	Project Type
12-Not in TIP	Local	Elwood	Drummond Rd/Mississippi Ave	Baseline Rd to Diagonal Rd; Diagonal Rd to Lincoln Ave	C	Miscellaneous	ILL	347,503	Maintenance	Highway
12-Not in TIP	State	Channahon	I-55 (Stevenson Expy)	at US 6 (Eames St)	EII	P.E. (Phase II)	ILL	192,347	Maintenance	Highway
12-Not in TIP	State	Various	Cook County	Various	C	Painting pavement markings	ILL	360,000	Maintenance	Highway
13-11-0004	State	Wilmette	Various	Various Scour Countermeasures (Rip Rap) (North Cook County)	C	RIP RAP	ILL	683,290	TBD	Other
13-11-0004	State	Gurnee	Various	Scour Countermeasures	C	RIP RAP	ILL	315,880	TBD	Other
13-11-0010	State	Glen Ellyn, Hawthorn Woods, Elgin	Various	Various Locations in Glen Ellyn, Hawthorn Woods, Elgin	C	Demolition	ILL	123,690	TBD	Other
13-11-0011	State	Bellwood, Chicago, Maywood, Oak Park, Forest Park, Hillside, Melrose Park, Westchester, Elmhurst	Various	Various Locations On Congress St, Central Loop S Overheads & I-290 Overheads	C	Bridge Deck Sealing	ILL	515,693	Maintenance	Highway
13-11-0012	State	Chicago, South Holland, Dolton, Calumet City, Lansing	Various	Various Locations On Dan Ryan, Ford & Stevenson Overhead Bridges	C	Bridge Deck Sealing	ILL	449,856	Maintenance	Highway
13-11-0013	State	Blue Island, Chicago, Naperville, Oak Brook, Rockdale, Mokena	Various	Various Structures S of ILL 38 Bridge Deck & Crack Sealing	C	Bridge Deck Sealing	ILL	144,988	Maintenance	Highway
13-11-0013	State	Elgin, Glenview, Rolling Meadows, Hoffman Estates, Highland Park	Various	Various Structures N of ILL 38 Bridge Deck & Crack Sealing	C	Bridge Deck Sealing	ILL	124,400	Maintenance	Highway



TIP ID	State or Local	Municipality	Location	Project Limits	Phase	Work	Fund Source	Total Funding (by Phase)	Project Classification	Project Type
13-11-0014	State	Chicago, Markham, Oak Forest, Calumet Park, Dixmoor, Blue Island, Posen, Country Club Hills, Riverdale, Matteson	I-57	Us 30 (Lincoln Hwy) to Mainline I-94 (Dan Ryan Expy)	C	Bridge Deck Sealing	ILL	273,907	Maintenance	Highway
13-12-0007	State	Bartlett, Elgin, Streamwood, Geneva, Aurora, North Aurora, St. Charles, Gilberts, Hampshire, West Dundee, Batavia	Various	Various Structures in Kane & Cook Counties	C	Bridge Deck Sealing	ILL	220,979	Maintenance	Highway
13-12-0011	State	Lake County	Various	Various Locations in West Lake County	C	Resurfacing Intermittent	ILL	1,889,620	Maintenance	Highway
13-12-0011	State	Kane County	Various	Various Locations in Kane County	C	Resurfacing Intermittent	ILL	1,385,780	Maintenance	Highway
13-12-0011	State	DuPage County	Various	Various Locations in DuPage County	C	Resurfacing Intermittent	ILL	1,163,810	Maintenance	Highway
13-12-0011	State	Cook County	Various	Various Locations in North Cook County	C	Resurfacing Intermittent	ILL	1,286,738	Maintenance	Highway
13-12-0011	State	McHenry County	Various	Various Locations in McHenry County	C	Resurfacing Intermittent	ILL	1,088,618	Maintenance	Highway
13-12-0011	State	Will County	Various	Various Locations in Will County	C	Resurfacing Intermittent	ILL	653,299	Maintenance	Highway
13-12-0011	State	Lake County	Various	Various Locations in East Lake County	C	Resurfacing Intermittent	ILL	1,932,753	Maintenance	Highway
13-12-0011	State	Cook County	Various	Various Locations in South Cook County	C	Resurfacing Intermittent	ILL	1,068,777	Maintenance	Highway
13-96-0008	State	Elmhurst	ILL 38, Frontage Rd	Over Salt Creek	C	RIP RAP	ILL	227,766	Maintenance	Mixed



TIP ID	State or Local	Municipality	Location	Project Limits	Phase	Work	Fund Source	Total Funding (by Phase)	Project Classification	Project Type
13-96-0008	State	Highland Park, Lake Barrington	Various	Scour Countermeasures (Lake County)	C	RIP RAP	ILL	187,393	Maintenance	Mixed
13-96-0008	State	Montgomery, Mokena	Various	Scour Countermeasures	C	RIP RAP	ILL	297,532	Maintenance	Mixed
13-Not in TIP	State	Various	Various	Various	C	Annual maintenance and operations of traffic signals, lights, etc.	ILL	26,994,937	Maintenance	Highway
13-Not in TIP	State	Willow Springs, Morton Grove, Northfield, Prospect Heights, Libertyville	Various	Various Locations	C	Bridge Painting	ILL	478,300	Maintenance	Highway
13-Not in TIP	State	Hodgkins	US 12/20/45 (LaGrange Rd)	Over various locations south of I-55	C	Bridge Painting	ILL	724,900	Maintenance	Highway
13-Not in TIP	State	N/A	Various	Quality Assurance Quality Testing	ENG	CE QA/Materials Testing	ILL	750,000	Maintenance	Highway
13-Not in TIP	State	N/A	Various	Miscellaneous Construction Engineering	CE	Construction Engineering	ILL	800,000	Maintenance	Highway
13-Not in TIP	State	N/A	Various	Miscellaneous Construction Engineering	CE	Construction Engineering	ILL	400,000	Maintenance	Highway
13-Not in TIP	State	N/A	Various	Miscellaneous Construction Engineering	CE	Construction Engineering	ILL	249,999	Maintenance	Highway
13-Not in TIP	State	N/A	Various	Miscellaneous Construction Engineering For Bridge Painting Contracts	CE	Construction Engineering	ILL	400,000	Maintenance	Highway
13-Not in TIP	State	N/A	Various	Bureau of Materials Testing	CE	Construction Engineering	ILL	249,000	Maintenance	Highway
13-Not in TIP	State	N/A	Various	Various Locations North	C	Fencing	ILL	322,868	Maintenance	Highway
13-Not in TIP	State	N/A	Various	Various Locations South	C	Fencing	ILL	308,345	Maintenance	Highway
13-Not in TIP	State	N/A	Various	Various Locations North	C	Guardrail	ILL	666,926	Maintenance	Highway



TIP ID	State or Local	Municipality	Location	Project Limits	Phase	Work	Fund Source	Total Funding (by Phase)	Project Classification	Project Type
13-Not in TIP	State	N/A	Various	Various Locations South	C	Guardrail	ILL	534,872	Maintenance	Highway
13-Not in TIP	State	Various	Various	Various locations along expressways	C	High tension cable barrier repairs.	ILL	310,215	Maintenance	Highway
13-Not in TIP	State	Various	Various locations in Lake County	Various	C	Installation of LED signal heads and traffic signal modernization.	ILL	1,025,619	Modernization	Highway
13-Not in TIP	State	Cook County	Various	Various Locations South (Mowing)	C	Landscaping	ILL	198,648	Maintenance	Highway
13-Not in TIP	State	N/A	Various	Various Locations (Weed Control)	C	Landscaping	ILL	308,130	Maintenance	Highway
13-Not in TIP	State	N/A	Various	Various Locations North (Mowing)	C	Landscaping	ILL	95,680	Maintenance	Highway
13-Not in TIP	State	N/A	Various	Various Locations (Landscape Repair)	C	Landscaping	ILL	109,120	Maintenance	Highway
13-Not in TIP	State	N/A	Various	Various Locations Cable Barrier Repair	C	Median Cable	ILL	112,769	Maintenance	Highway
13-Not in TIP	State	N/A	Various	Various Locations Cable Barrier Repair	C	Median Cable	ILL	200,000	Maintenance	Highway
13-Not in TIP	State	Chicago, Joliet	Various	Various Locations (Bridge Washing)	C	Miscellaneous	ILL	243,754	Modernization	Highway
13-Not in TIP	State	N/A	Various	Bituminous Material's Procurement	C	Miscellaneous	ILL	300,000	Maintenance	Highway
13-Not in TIP	State	Various	Various	Various Locations (Concrete Barrier Wall & Parapets)	C	Miscellaneous	ILL	268,731	Maintenance	Highway
13-Not in TIP	State	N/A	Various	Bureau of Programming Project Studies	EI	P.E. (Phase I)	ILL	500,000	Maintenance	Highway
13-Not in TIP	State	N/A	Various	Bureau of Programming Project Studies	EI	P.E. (Phase I)	ILL	400,000	Maintenance	Highway
13-Not in TIP	State	N/A	Various	Bureau of Programming Project Studies	EI	P.E. (Phase I)	ILL	499,999	Maintenance	Highway



TIP ID	State or Local	Municipality	Location	Project Limits	Phase	Work	Fund Source	Total Funding (by Phase)	Project Classification	Project Type
13-Not in TIP	State	N/A	Various	Bureau of Programming Drainage Studies	EI	P.E. (Phase I)	ILL	240,000	Maintenance	Highway
13-Not in TIP	State	N/A	Various	Various Locations	EI	P.E. (Phase I)	ILL	133,031	Maintenance	Highway
13-Not in TIP	State	N/A	Various	Miscellaneous Engineering For Traffic Studies	EI	P.E. (Phase I)	ILL	225,000	Maintenance	Highway
13-Not in TIP	State	N/A	Various	Various Locations	EI	P.E. (Phase I)	ILL	71,423	Maintenance	Highway
13-Not in TIP	State	N/A	Various	Hydraulics Section Survey and Consultant	EI	P.E. (Phase I)	ILL	400,000	Maintenance	Highway
13-Not in TIP	State	N/A	Various	Bureau of Programming Traffic Counts	EI	P.E. (Phase I)	ILL	400,000	Maintenance	Highway
13-Not in TIP	State	N/A	Various	Miscellaneous Engineering for Traffic Studies	EI	P.E. (Phase I)	ILL	300,000	Maintenance	Highway
13-Not in TIP	State	N/A	Various	Miscellaneous Engineering for Traffic Studies	EI	P.E. (Phase I)	ILL	375,000	Maintenance	Highway
13-Not in TIP	State	N/A	Various	Miscellaneous Engineering for Bridge Improvements (Group 3)	EI	P.E. (Phase I)	ILL	374,516	Maintenance	Highway
13-Not in TIP	State	N/A	Various	Miscellaneous Engineering for Bridge Improvements (Group 2)	EI	P.E. (Phase I)	ILL	220,116	Maintenance	Highway
13-Not in TIP	State	N/A	Various	Miscellaneous Engineering for Bridge Improvements	EI	P.E. (Phase I)	ILL	1,200,000	Maintenance	Highway
13-Not in TIP	State	N/A	Various	Bureau of Design Plan Preparation	EII	P.E. (Phase II)	ILL	750,000	Maintenance	Highway
13-Not in TIP	State	N/A	Various	Bureau of Materials Geotechnical	EII	P.E. (Phase II)	ILL	300,000	Maintenance	Highway
13-Not in TIP	State	N/A	Various	Bureau of Design Subsurface Utility Engineering (Sue)	EII	P.E. (Phase II)	ILL	2,000,000	Maintenance	Highway
13-Not in TIP	State	N/A	Various	Bureau of Design Plan Preparation	EII	P.E. (Phase II)	ILL	600,000	Maintenance	Highway



TIP ID	State or Local	Municipality	Location	Project Limits	Phase	Work	Fund Source	Total Funding (by Phase)	Project Classification	Project Type
13-Not in TIP	State	N/A	Various	Bureau of Traffic Signal Coordination/Timing	EII	P.E. (Phase II)	ILL	350,000	Maintenance	Highway
13-Not in TIP	State	N/A	Various	Bureau of Design Plan Preparation	EII	P.E. (Phase II)	ILL	249,900	Maintenance	Highway
13-Not in TIP	State	N/A	Various	Districtwide Value Engineering	EII	P.E. (Phase II)	ILL	251,000	Maintenance	Highway
13-Not in TIP	State	N/A	Various	Bureau of Design Plan Preparation	EII	P.E. (Phase II)	ILL	249,900	Maintenance	Highway
13-Not in TIP	State	N/A	Various	Signal Coordination and Timing Studies	EII	P.E. (Phase II)	ILL	375,000	Maintenance	Highway
13-Not in TIP	Local	Blue Island	Various	Various Locations in Blue Island	EII	P.E. (Phase II)	ILL	28,500	Maintenance	Highway
13-Not in TIP	State	N/A	Various	Plan Preparation	EII	P.E. (Phase II)	ILL	750,000	Maintenance	Highway
13-Not in TIP	State	N/A	Various	Districtwide Various Signals	EII	P.E. (Phase II)	ILL	375,000	Maintenance	Highway
13-Not in TIP	State	N/A	Various	Districtwide Various Signals (Ptb 148004)	EII	P.E. (Phase II)	ILL	300,000	Maintenance	Highway
13-Not in TIP	State	N/A	Various	Land Acquisition Consultant	ENG	P.E. Project Managers	ILL	249,000	Maintenance	Highway
13-Not in TIP	State	N/A	Various	Design Consultant	ENG	P.E. Project Managers	ILL	1,400,000	Maintenance	Highway
13-Not in TIP	State	N/A	Various	Bureau of Programming Hydraulics Section	ENG	P.E. Project Managers	ILL	240,000	Maintenance	Highway
13-Not in TIP	State	N/A	Various	Bureau of Traffic Consultant	ENG	P.E. Project Managers	ILL	1,000,000	Maintenance	Highway
13-Not in TIP	Local	N/A	Various	Local Roads Consultant	ENG	P.E. Project Managers	ILL	1,501,000	Maintenance	Highway
13-Not in TIP	State	N/A	Various	Bureau of Programming Surveys	ENG	P.E. Surveys (Phase I)	ILL	500,000	Maintenance	Highway



TIP ID	State or Local	Municipality	Location	Project Limits	Phase	Work	Fund Source	Total Funding (by Phase)	Project Classification	Project Type
13-Not in TIP	State	N/A	Various	Bureau of Programming Surveys	ENG	P.E. Surveys (Phase I)	ILL	500,000	Maintenance	Highway
13-Not in TIP	State	N/A	Various	Bureau of Land Acquisition Surveys	ENG	P.E. Surveys (Row)	ILL	500,000	Maintenance	Highway
13-Not in TIP	State	N/A	Various	Bureau of Land Acquisition Surveys	ENG	P.E. Surveys (Row)	ILL	500,000	Maintenance	Highway
13-Not in TIP	State	N/A	Various	Bureau of Land Acquisition Surveys	ENG	P.E. Surveys (Row)	ILL	200,000	Maintenance	Highway
13-Not in TIP	State	N/A	Various	Districtwide Surveys	ENG	P.E. Surveys (Row)	ILL	500,000	Maintenance	Highway
13-Not in TIP	State	N/A	Various	Bureau of Land Acquisition Surveys	ENG	P.E. Surveys (Row)	ILL	500,000	Maintenance	Highway
13-Not in TIP	State	N/A	Various	Bureau of Land Acquisition Surveys	ENG	P.E. Surveys (Row)	ILL	200,000	Maintenance	Highway
13-Not in TIP	State	Various	Lake-Will Counties	Various	C	Painting pavement markings	ILL	388,825	Maintenance	Highway
13-Not in TIP	State	Various	Various	Various	C	Painting pavement markings	ILL	585,000	Maintenance	Highway
13-Not in TIP	State	Various	Various	Various	C	Painting pavement markings	ILL	643,425	Maintenance	Highway
13-Not in TIP	State	N/A	Various	D1 H-T Pvmnt Mrk Rpr 12-34	C	Pavement Marking	ILL	575,500	Maintenance	Highway
13-Not in TIP	State	N/A	Various	D1 App Paint Pvt Mrkg 11-15	C	Pavement Marking	ILL	317,100	Maintenance	Highway
13-Not in TIP	State	N/A	Various	D1 App Paint Pvt Mrkg 11-19	C	Pavement Marking	ILL	504,000	Maintenance	Highway
13-Not in TIP	State	N/A	Various	D1 App Paint Pvt Mrkg 11-18	C	Pavement Marking	ILL	378,000	Maintenance	Highway
13-Not in TIP	State	N/A	Various	D1 Paint Pvt Mrk 11-20	C	Pavement Marking	ILL	621,050	Maintenance	Highway



TIP ID	State or Local	Municipality	Location	Project Limits	Phase	Work	Fund Source	Total Funding (by Phase)	Project Classification	Project Type
13-Not in TIP	State	N/A	Various	D-1 Reflector Repl 2012-29	C	Raised Pavement Markers	ILL	673,518	Maintenance	Highway
13-Not in TIP	State	N/A	Various	D-1 Reflector Repl 2012-27	C	Raised Pavement Markers	ILL	316,266	Maintenance	Highway
13-Not in TIP	State	N/A	Various	D-1 Reflector Repl 2012-28	C	Raised Pavement Markers	ILL	253,343	Maintenance	Highway
13-Not in TIP	State	N/A	Various	D-1 Reflector Repl 2012-12	C	Raised Pavement Markers	ILL	374,444	Maintenance	Highway
13-Not in TIP	State	Various	Various	Various	C	Removal and replacement of pavement markings	ILL	526,000	Maintenance	Highway
13-Not in TIP	State	Various	Various	Various	C	Removal and replacement of pavement markings.	ILL	651,425	Maintenance	Highway
13-Not in TIP	State	Various	South of IL 38	South of IL 38 in District 1	C	Repair and installation of fence	ILL	401,883	Maintenance	Highway
13-Not in TIP	State	Various	North of IL 38	North of IL 38 in District 1	C	Repair and installation of fence	ILL	272,589	Maintenance	Highway
13-Not in TIP	State	Various	South of IL 38	South of IL 38 in District 1	C	Repair and installation of guardrail.	ILL	667,118	Maintenance	Highway
13-Not in TIP	State	Various	North of IL 38	North of IL 38 in District 1	C	Repair and installation of guardrail.	ILL	646,275	Maintenance	Highway
13-Not in TIP	State	Various	District 1	Various	C	Sidewalk installation and replacement	ILL	171,194	Maintenance	Highway
13-Not in TIP	State	N/A	Various	Various Sign Installation & Repair	C	Sign Maintenance, Signing (New)	ILL	620,260	Maintenance	Highway
13-Not in TIP	State	McHenry County	Various	McHenry County	C	Traffic Signal Modernization	ILL	676,672	Modernization	Highway
13-Not in TIP	State	N/A	Various	Various Locations in Kane County	C	Traffic Signal Modernization	ILL	411,007	Maintenance	Highway
13-Not in TIP	State	Various	District 1	Various	C	Tree Removal	ILL	233,150	Maintenance	Highway



TIP ID	State or Local	Municipality	Location	Project Limits	Phase	Work	Fund Source	Total Funding (by Phase)	Project Classification	Project Type
13-Not in TIP	State	N/A	Various	Bolingbrook Weigh Station - Replace Roofing System	C	Weigh Station Repairs	ILL	27,900	Maintenance	Highway



Transit Projects

This section is comprised of transit projects that had expenditures in FFY 2012. The information contained in this section is supplied to CMAP by Chicago Transit Authority (CTA), Metra, Pace, and the Regional Transportation Authority (RTA). As with the previous sections, the projects are sorted by TIP ID, which corresponds to each transit agency (see [Appendix 3](#)), and there is a separate line item for each phase or fund source. The number of transit projects is significantly less than the number of road projects because the transit agencies often group a program of related projects into single entry in the TIP. For example, a single TIP entry for “station improvements” may include the rehabilitation of dozens of stations along various rail lines. All the transit projects in this section had implementation for their phase because of the grouping, yet some projects had more than one phase of implementation or fund source because the various grouped projects may be awarded or obligated over time.



Table 3. FFY12 Transit Funded Project Phases.

TIP ID	Agency	Work (description)	Rail/Bus line or Location	Fund Source	Federal Funds	Matching Funds	Toll Credit Match	State Funds (Non-matching)	Service Board Funds (RTA, CTA, Metra, Pace)	Total Project Funding	Mode	Project Classification	Project Type
01-09-0004	CDOT	Union Station Transportation Center	Union Station	CMAQ	4,720,000	1,180,000	No	0	0	5,900,000	Mixed	Modernization	Transit
01-96-0008	CDOT	Clark/Division Red Line Station	Clark and Division	CMAQ	56,240,000	0	Yes	0	0	56,240,000	Rail	Modernization	Transit
01-12-0008	CDOT	Washington/Wabash Consolidated Station	Washington and Wabash	CMAQ	47,015,000	0	Yes	0	0	47,015,000	Rail	Modernization	Transit
01-10-0004	CTA	Diesel Particulate Filter Retrofit for CTA Buses	Systemwide	CMAQ	9,536,000	0	Yes	0	0	9,536,000	Bus	Modernization	Transit
07-11-0044	Metra	Oak Forest Metra Station Reconstruction	Oak Forest Metra Station	STP-L	1,000,000	429,000	No	0	0	1,429,000	Rail	Maintenance	Transit
07-11-0044	Metra	Oak Forest Metra Station Reconstruction	Oak Forest Metra Station	TCSP	1,304,000	326,000	No	0	0	1,630,000	Rail	Maintenance	Transit
08-10-0001	RTA	Transportation to Work	Naperville	JARC	519,406	519,406	No	0	0	1,038,812	Bus	Maintenance	Transit
10-09-0016	RTA	Lake County NW Demonstration Project	Lake County	JARC	250,000	250,000	No	0	0	500,000	Bus	Maintenance	Transit
10-09-0016	RTA	Lake County NW Demonstration Project	Lake County	New Freedom	250,000	250,000	No	0	0	500,000	Bus	Maintenance	Transit
13-12-0002	RTA	Regional Transit System Signal Priority Integration Plan, 5-Year Implementation	Systemwide	CMAQ	36,000,000	0	Yes	0	0	36,000,000	Bus	Modernization	Transit
13-12-0004	RTA	Chicagoland Commute Options	Systemwide	CMAQ	1,112,184	0	Yes	0	0	1,112,184	Bus	Modernization	Transit
13-12-0005	RTA	Improvements at 19 Priority Interagency Transit Transfer Locations	Systemwide	CMAQ	3,780,000	0	No	0	0	3,780,000	Bus	Modernization	Transit
13-12-0008	RTA	Will County Mobility Management Program	Will County	JARC	173,000	173,000	No	0	0	346,000	Bus	Modernization	Transit
13-12-0008	RTA	Will County Mobility Management Program	Will County	New Freedom	333,000	213,000	No	0	0	546,000	Bus	Modernization	Transit
13-12-0009	RTA	Volunteer Express (Hanover Township)	Hanover Township	New Freedom	15,454	0	Yes	0	0	15,454	Bus	Modernization	Transit



TIP ID	Agency	Work (description)	Rail/Bus line or Location	Fund Source	Federal Funds	Matching Funds	Toll Credit Match	State Funds (Non-matching)	Service Board Funds (RTA, CTA, Metra, Pace)	Total Project Funding	Mode	Project Classification	Project Type
16-00-0006	CTA	Rail Overhaul	Systemwide	ILLT	0	0	No	41,867,000	0	41,867,000	Rail	Maintenance	Transit
16-01-0008	CTA	Program Management	Systemwide	5307	6,090,000	0	Yes	0	0	6,090,000	Mixed	Maintenance	Transit
16-01-0008	CTA	Program Management	Systemwide	SB	0	0	No	0	1,217,000	1,217,000	Mixed	Maintenance	Transit
16-02-0004	CTA	Rehabilitate Wilson Red Line Station	Red Line North	5309C	6,000,000	0	Yes	0	0	6,000,000	Rail	Maintenance	Transit
16-02-0004	CTA	Rehabilitate Wilson, Sheridan, Bryn Mawr Red Line Stations	Red Line North	ILLT	0	0	No	74,000,000	0	74,000,000	Rail	Maintenance	Transit
16-02-0004	CTA	Rehabilitate 95th, Wilson, Lawrence, Argyle, Berwyn, Thorndale, Granville, Morse, Jarvis Red Line Stations	Red Line North	SB	0	0	No	0	10,436,000	10,436,000	Rail	Maintenance	Transit
16-02-0004	CTA	Rehabilitate Rail Stations - Lawrence, Argyle, Berwyn, Thorndale, Granville, Morse, Jarvis Red Line Stations	Red Line North	SB	0	0	No	0	40,000,000	40,000,000	Rail	Maintenance	Transit
16-13-0004	CTA	Rehabilitate 95th Station Red Line Station	RedLine - Dan Ryan	Tiger	20,000,000	0	No	0	0	20,000,000	Rail	Maintenance	Transit
16-03-0011	CTA	Security & Communication	Systemwide	FED-GEN	7,579,000	0	No	0	0	7,579,000	Mixed	Modernization	Transit
16-03-0011	CTA	Security & Communication	Systemwide	ILLT	0	0	No	14,086,667	0	14,086,667	Mixed	Modernization	Transit
16-03-0011	CTA	Security & Communication	Systemwide	SB	0	0	No	0	6,500,000	6,500,000	Mixed	Modernization	Transit
16-03-0014	CTA	Bond Repayment	Systemwide	5307	60,895,000	0	Yes	0	0	60,895,000	Mixed	Modernization	Transit
16-03-0014	CTA	Bond Repayment	Systemwide	5309B	56,030,000	0	Yes	0	0	56,030,000	Mixed	Modernization	Transit
16-03-0014	CTA	Bond Repayment	Systemwide	SB	0	0	No	0	68,958,000	68,958,000	Mixed	Modernization	Transit



TIP ID	Agency	Work (description)	Rail/Bus line or Location	Fund Source	Federal Funds	Matching Funds	Toll Credit Match	State Funds (Non-matching)	Service Board Funds (RTA, CTA, Metra, Pace)	Total Project Funding	Mode	Project Classification	Project Type
16-10-0008	CTA	Contingencies NSF	Systemwide	ILLT	0	0	No	5,916,000	0	5,916,000	Mixed	Maintenance	Transit
16-10-0008	CTA	Contingencies Dan Ryan	Systemwide	ILLT	0	0	No	10,777,000	0	10,777,000	Rail	Maintenance	Transit
16-11-0001	CTA	Open Fare	Systemwide	RTA	0	0	No	0	1,961,000	1,961,000	Mixed	Modernization	Transit
16-11-0001	CTA	Open Fare	Systemwide	SB	0	0	No	0	1,478,000	1,478,000	Mixed	Modernization	Transit
16-12-0001	CTA	Retrofit of Electric Engine Cooling Fan/system	Systemwide	CMAQ	6,244,000	0	Yes	0	0	6,244,000	Bus	Modernization	Transit
16-12-0002	CTA	Purchase a ZF TopoDyn Program	Systemwide	CMAQ	893,000	0	Yes	0	0	893,000	Bus	Modernization	Transit
16-12-0005	CTA	Bike sharing program	Systemwide	Tiger	4,000,000	0	No	0	0	4,000,000	Bus	Modernization	Transit
16-12-0006	CTA	Alternative Analysis Chicago Lakefront Corridor	Chicago Lakeshore	5339	2,000,000	0	No	0	0	2,000,000	Bus	Modernization	Transit
16-12-0007	CTA	Train Customer Updates	Systemwide	RTA	0	0	No	0	1,280,000	1,280,000	Rail	Modernization	Transit
16-12-0008	CTA	Climate Change Adaptation Assessment	Systemwide	FED-GEN	160,000	0	No	0	0	160,000	Mixed	Modernization	Transit
16-12-0009	CTA	Bus Maintenance Activities	Systemwide	5307	2,410,000	0	Yes	0	0	2,410,000	Bus	Maintenance	Transit
16-12-0010	CTA	Rail Car Maintenance Activities	Systemwide	5307	2,410,000	0	Yes	0	0	2,410,000	Rail	Maintenance	Transit
16-12-0011	CTA	Improve Bus Turnarounds	Systemwide	SB	0	0	No	0	1,050,000	1,050,000	Bus	Modernization	Transit
16-96-0061	CTA	Replace Buses	Systemwide	5307	41,610,000	0	Yes	0	0	41,610,000	Bus	Maintenance	Transit



TIP ID	Agency	Work (description)	Rail/Bus line or Location	Fund Source	Federal Funds	Matching Funds	Toll Credit Match	State Funds (Non-matching)	Service Board Funds (RTA, CTA, Metra, Pace)	Total Project Funding	Mode	Project Classification	Project Type
16-96-0061	CTA	Replace Buses	Systemwide	5309C	30,000,000	0	No	0	0	30,000,000	Bus	Maintenance	Transit
16-96-0061	CTA	Replace Buses	Systemwide	CMAQ	1,554,000	0	No	0	0	1,554,000	Bus	Maintenance	Transit
16-96-0061	CTA	Replace Buses	Systemwide	SB	0	0	No	0	6,718,000	6,718,000	Bus	Maintenance	Transit
16-98-0003	CTA	Implement computer system	Systemwide	5307	8,100,000	0	Yes	0	0	8,100,000	Mixed	Modernization	Transit
16-98-0015	CTA	Infrastructure safety and renewal - Design Part III	Systemwide	5307	6,029,000	0	Yes	0	0	6,029,000	Rail	Maintenance	Transit
16-98-0015	CTA	Red Line Reconstruction from Cermak to 95th.	Red Line South	ILLT	0	0	No	415,239,000	0	415,239,000	Rail	Maintenance	Transit
16-98-0015	CTA	Infrastructure safety and renewal - RLC, Traction Power, Ventilation, Tables, Chairs etc.	Systemwide	SB	0	0	No	0	42,742,000	42,742,000	Mixed	Maintenance	Transit
16-98-0015	CTA	Infrastructure safety and renewal- Blue Line Track Renewal (Damen to Belmont)	Blue Line	Tiger	16,000,000	0	Yes	0	0	16,000,000	Rail	Maintenance	Transit
16-99-0002	CTA	Improve facilities - Lease & Transit Enhancement	Systemwide	5307	8,946,000	0	Yes	0	0	8,946,000	Mixed	Maintenance	Transit
16-99-0002	CTA	Improve facilities - Bus Garage Upgrades	Systemwide	SB	0	0	No	0	2,100,000	2,100,000	Bus	Maintenance	Transit
17-03-0200	Pace	Purchase replacement Farebox System	Systemwide	SB	0	0	No	0	3,500,000	3,500,000	Bus	Maintenance	Transit
17-08-0002	Pace	Pace Centralized Call Center	Systemwide	JARC	3,879,000	970,000	No	0	0	4,849,000	Bus	Modernization	Transit
17-10-0004	Pace	J-Route Bus Rapid Transit Alternative Analysis	Between Schaumburg, O'Hare Airport, Oak Brook And Naperville	5339	360,000	90,000	No	0	0	450,000	Bus	Expansion	Transit
17-10-0005	Pace	Signal prioritization	Milwaukee Ave. Between Jefferson Park Transit Center and Golf Mill Mall In Niles	5309C	400,000	0	Yes	0	0	400,000	Bus	Modernization	Transit



TIP ID	Agency	Work (description)	Rail/Bus line or Location	Fund Source	Federal Funds	Matching Funds	Toll Credit Match	State Funds (Non-matching)	Service Board Funds (RTA, CTA, Metra, Pace)	Total Project Funding	Mode	Project Classification	Project Type
17-12-0002	Pace	Regional Rideshare Program	Systemwide	CMAQ	350,000	0	No	0	0	350,000	Bus	Maintenance	Transit
17-12-0003	Pace	Transit Diesel Engine Retrofits	Systemwide	CMAQ	3,060,000	0	Yes	0	0	3,060,000	Bus	Modernization	Transit
17-12-0004	Pace	I-55 Corridor Market Enhancement	Systemwide	CMAQ	719,000	180,000	No	0	0	899,000	Bus	Maintenance	Transit
17-94-0002	Pace	Replace/expand vanpool vehicles	Systemwide	5307	5,950,000	0	Yes	0	0	5,950,000	Bus	Maintenance	Transit
17-94-0002	Pace	Replace/expand vanpool vehicles	Systemwide	CMAQ	5,439,000	0	No	0	0	5,439,000	Bus	Maintenance	Transit
17-94-0008	Pace	Purchase busses	Systemwide	5307	22,025,000	0	No	0	0	22,025,000	Bus	Maintenance	Transit
17-94-0008	Pace	Purchase busses	Systemwide	ILLT	0	0	No	49,000,000	0	49,000,000	Bus	Maintenance	Transit
17-94-0009	Pace	Purchase paratransit vehicles	Systemwide	ILLT	0	0	No	7,291,000	0	7,291,000	Bus	Maintenance	Transit
17-94-0022	Pace	Pace-Contingencies & Administration	Systemwide	5307	966,000	0	Yes	0	0	966,000	Bus	Maintenance	Transit
17-94-0022	Pace	Pace-Contingencies & Administration	Systemwide	5309C	100,000	0	Yes	0	0	100,000	Bus	Maintenance	Transit
17-94-0023	Pace	Rehabilitate rolling stock	Systemwide	5307	1,600,000	0	Yes	0	0	1,600,000	Bus	Maintenance	Transit
17-94-0024	Pace	Purchase computer software/hardware	Systemwide	5307	2,787,000	0	Yes	0	0	2,787,000	Bus	Modernization	Transit
17-94-0024	Pace	Purchase computer software/hardware	Systemwide	SB	0	0	No	0	1,000,000	1,000,000	Bus	Modernization	Transit
17-94-0025	Pace	Pace-Office Equip/Furniture/Printing	Systemwide	5307	200,000	0	Yes	0	0	200,000	Bus	Modernization	Transit



TIP ID	Agency	Work (description)	Rail/Bus line or Location	Fund Source	Federal Funds	Matching Funds	Toll Credit Match	State Funds (Non-matching)	Service Board Funds (RTA, CTA, Metra, Pace)	Total Project Funding	Mode	Project Classification	Project Type
17-94-0026	Pace	Maintenance/Support Equipment	Systemwide	5307	800,000	0	Yes	0	0	800,000	Bus	Modernization	Transit
17-94-0027	Pace	Improvements to garages and other facilities	Systemwide	5307	1,000,000	0	Yes	0	0	1,000,000	Bus	Maintenance	Transit
17-94-0027	Pace	Improvements to garages and other facilities	Systemwide	5309C	4,975,000	0	Yes	0	0	4,975,000	Bus	Maintenance	Transit
17-94-0027	Pace	Improvements to garages and other facilities	Systemwide	SB	0	0	No	0	3,000,000	3,000,000	Bus	Maintenance	Transit
17-94-0035	Pace	Bus Stop/Shelter improvements	Systemwide	5307	800,000	0	Yes	0	0	800,000	Bus	Modernization	Transit
17-94-0035	Pace	Bus Stop/Shelter improvements	Systemwide	RTA	0	0	No	0	176,000	176,000	Bus	Modernization	Transit
17-94-0040	Pace	Unanticipated Capital projects	Systemwide	SB	0	0	No	0	250,000	250,000	Bus	Maintenance	Transit
17-97-0002	Pace	Rehabilitate rolling stock	Systemwide	5307	1,500,000	0	Yes	0	0	1,500,000	Bus	Maintenance	Transit
18-04-0551	Metra	Parking Improvements along BNSF line in Downers Grove	Downers Grove	SB	0	0	No	0	400,000	400,000	Rail	Maintenance	Transit
18-06-9112	Metra	Rehabilitate rolling stock	Systemwide	5307	13,200,000	0	Yes	0	0	13,200,000	Rail	Maintenance	Transit
18-06-9112	Metra	Rehabilitate rolling stock	Systemwide	5309B	5,651,000	0	Yes	0	0	5,651,000	Rail	Maintenance	Transit
18-08-1700	Metra	Purchase cars for Metra Electric line	Metra Electric Line	ILLT	0	0	No	146,800	0	146,800	Rail	Modernization	Transit
18-08-2500	Metra	Repair, rehabilitate, replace bridges	Systemwide	5309B	2,893,000	0	Yes	0	0	2,893,000	Rail	Maintenance	Transit
18-08-3300	Metra	Upgrade interlockers and crossovers	Systemwide	5309B	6,240,000	0	Yes	0	0	6,240,000	Rail	Modernization	Transit



TIP ID	Agency	Work (description)	Rail/Bus line or Location	Fund Source	Federal Funds	Matching Funds	Toll Credit Match	State Funds (Non-matching)	Service Board Funds (RTA, CTA, Metra, Pace)	Total Project Funding	Mode	Project Classification	Project Type
18-08-3403	Metra	Electrical/Communications equipment	Systemwide	5309B	2,000,000	0	Yes	0	0	2,000,000	Rail	Modernization	Transit
18-08-6800	Metra	Unanticipated Capital	Systemwide	SB	0	0	No	0	40,000	40,000	Rail	Maintenance	Transit
18-09-2400	Metra	Englewood Flyover, other CREATE projects	Chicago	CREATE	0	0	No	18,677,170	0	18,677,170	Rail	Modernization	Transit
18-09-2400	Metra	Englewood Flyover, other CREATE projects	Chicago	CREATE	0	0	No	115,875	0	115,875	Rail	Modernization	Transit
18-10-0005	Metra	Rehabilitate rolling stock	Systemwide	5307	560,000	0	Yes	0	0	560,000	Rail	Modernization	Transit
18-10-0006	Metra	Regionwide Locomotive Improvements	Systemwide	5307	11,280,000	0	Yes	0	0	11,280,000	Rail	Modernization	Transit
18-10-0008	Metra	Rehabilitate rolling stock	Systemwide	5307	600,000	0	Yes	0	0	600,000	Rail	Maintenance	Transit
18-10-0009	Metra	Regionwide Fleet Component Overhaul	Systemwide	5307	2,240,000	0	Yes	0	0	2,240,000	Rail	Maintenance	Transit
18-10-0011	Metra	Maintain, repair, replace ties and ballast.	Systemwide	5307	6,080,000	0	Yes	0	0	6,080,000	Rail	Maintenance	Transit
18-10-0011	Metra	Maintain, repair, replace ties and ballast.	Systemwide	5309B	800,000	0	Yes	0	0	800,000	Rail	Maintenance	Transit
18-10-0013	Metra	Maintain, repair, replace RR tracks	Systemwide	5307	800,000	0	Yes	0	0	800,000	Rail	Maintenance	Transit
18-10-0013	Metra	Maintain, repair, replace RR tracks	Systemwide	5309B	1,020,000	0	Yes	0	0	1,020,000	Rail	Maintenance	Transit
18-10-0015	Metra	Rail Renewal program	Systemwide	5307	880,000	0	Yes	0	0	880,000	Rail	Maintenance	Transit
18-10-0015	Metra	Rail Renewal program	Systemwide	5309B	520,000	0	Yes	0	0	520,000	Rail	Maintenance	Transit



TIP ID	Agency	Work (description)	Rail/Bus line or Location	Fund Source	Federal Funds	Matching Funds	Toll Credit Match	State Funds (Non-matching)	Service Board Funds (RTA, CTA, Metra, Pace)	Total Project Funding	Mode	Project Classification	Project Type
18-10-0016	Metra	Rail line improvements along the North Central line	North Central Line	SB		0	No	0	651,000	651,000	Rail	Maintenance	Transit
18-10-0017	Metra	Repair, rehabilitate, replace bridges	Systemwide	5307	1,040,000	0	Yes	0	0	1,040,000	Rail	Maintenance	Transit
18-10-0017	Metra	Repair, rehabilitate, replace bridges	Systemwide	5309B	860,000	0	Yes	0	0	860,000	Rail	Maintenance	Transit
18-10-0018	Metra	Repair retaining walls	Systemwide	5309B	456,000	0	Yes	0	0	456,000	Rail	Maintenance	Transit
18-10-0024	Metra	Signal upgrades	Systemwide	5307	80,000	0	Yes	0	0	80,000	Rail	Modernization	Transit
18-10-0024	Metra	Signal upgrades	Systemwide	5309B	6,800,000	0	Yes	0	0	6,800,000	Rail	Modernization	Transit
18-10-0026	Metra	Interlocking improvements	Systemwide	5309B	1,600,000	0	Yes	0	0	1,600,000	Rail	Modernization	Transit
18-10-0031	Metra	Improvements to the Metra Electric	Metra Electric Line	5309B	1,432,000	0	Yes	0	0	1,432,000	Rail	Modernization	Transit
18-10-0032	Metra	Communication improvements	Systemwide	5307	1,600,000	0	Yes	0	0	1,600,000	Rail	Modernization	Transit
18-10-0032	Metra	Communication improvements	Systemwide	RTA		0	No	0	860,000	860,000	Rail	Modernization	Transit
18-10-0034	Metra	Improve signals and communication on the Rock Island, Milwaukee District West, and Metra Electric lines	Rock Island, Milwaukee District West, and Metra Electric lines	5309B	22,800,000	5,700,000	No	0	0	28,500,000	Rail	Modernization	Transit
18-10-0040	Metra	Regionwide Building Improvements	Systemwide	5309B	240,000	0	Yes	0	0	240,000	Rail	Modernization	Transit
18-10-0042	Metra	Facility, equipment, vehicle improvements	Systemwide	5307	1,520,000	0	Yes	0	0	1,520,000	Rail	Modernization	Transit
18-10-0042	Metra	Facility, equipment, vehicle improvements	Systemwide	5309B	160,000	0	Yes	0	0	160,000	Rail	Modernization	Transit



TIP ID	Agency	Work (description)	Rail/Bus line or Location	Fund Source	Federal Funds	Matching Funds	Toll Credit Match	State Funds (Non-matching)	Service Board Funds (RTA, CTA, Metra, Pace)	Total Project Funding	Mode	Project Classification	Project Type
18-10-0044	Metra	Regionwide Revenue Accounting System	Systemwide	5307	11,952,000	0	Yes	0	0	11,952,000	Rail	Modernization	Transit
18-10-0044	Metra	Regionwide Revenue Accounting System	Systemwide	RTA	0	0	No	0	1,200,000	1,200,000	Rail	Modernization	Transit
18-10-0044	Metra	Regionwide Revenue Accounting System	Systemwide	SB	0	0	No	0	1,351,000	1,351,000	Rail	Modernization	Transit
18-10-0046	Metra	Improvements to rail stations and parking lots.	Systemwide	5309B	2,400,000	0	Yes	0	0	2,400,000	Rail	Maintenance	Transit
18-10-0052	Metra	Homeland Security	Systemwide	DHS	5,000,000	0	No	0	0	5,000,000	Rail	Modernization	Transit
18-10-0055	Metra	Project administration and contingencies	Systemwide	5307	464,000	0	Yes	0	0	464,000	Rail	Maintenance	Transit
18-10-0055	Metra	Project administration and contingencies	Systemwide	5309B	496,000	0	Yes	0	0	496,000	Rail	Maintenance	Transit
18-10-0057	Metra	Engineering and Management	Systemwide	5307	400,000	0	Yes	0	0	400,000	Rail	Maintenance	Transit
18-10-0057	Metra	Engineering and Management	Systemwide	5309B	3,200,000	0	Yes	0	0	3,200,000	Rail	Maintenance	Transit
18-12-0005	Metra	Train signal control and tracking	Systemwide	RTA	0	0	No	0	80,000	80,000	Rail	Modernization	Transit
18-12-0005	Metra	Train signal control and tracking	Systemwide	SB	0	0	No	0	75,000	75,000	Rail	Modernization	Transit
18-12-0006	Metra	Locomotive repowering	Systemwide	CMAQ	4,000,000	1,000,000	No	0	0	5,000,000	Rail	Maintenance	Transit
18-12-0007	Metra	Adding Engine Automatic Start/Stop Technology to Locomotives to reduce engine idling and fuel consumption.	Systemwide	CMAQ	368,000	92,000	No	0	0	460,000	Rail	Maintenance	Transit
18-12-0008	Metra	Locomotive improvements to improve fuel consumption and meet EPA air conditioning regulations	Systemwide	CMAQ	920,000	230,000	No	0	0	1,150,000	Rail	Maintenance	Transit



TIP ID	Agency	Work (description)	Rail/Bus line or Location	Fund Source	Federal Funds	Matching Funds	Toll Credit Match	State Funds (Non-matching)	Service Board Funds (RTA, CTA, Metra, Pace)	Total Project Funding	Mode	Project Classification	Project Type
18-12-0008	Metra	Locomotive improvements to improve fuel consumption and meet EPA air conditioning regulations	Systemwide	Tigger	2,208,000	552,000	No	0	0	2,760,000	Rail	Maintenance	Transit
18-12-0009	Metra	Placement of AEDS Defibrillators in Metra Facilities. Rail Traffic Controller Program.	Systemwide	RTA	0	0	No	0	1,192,000	1,192,000	Rail	Modernization	Transit
18-12-0009	Metra	Placement of AEDS Defibrillators in Metra Facilities. Rail Traffic Controller Program.	Systemwide	RTA	0	0	No	0	55,000	55,000	Rail	Modernization	Transit
18-12-0013	Metra	Interagency signage at the Blue Island Station	Blue Island Station	RTA	0	0	No	0	1,800,000	1,800,000	Rail	Maintenance	Transit
18-12-0014	Metra	Regional Fare Project Management	Regionwide	RTA	0	0	No	0	2,000,000	2,000,000	Rail	Modernization	Transit



Appendices

Appendix 1: Obligation and Award Data Information

This report provides both summaries and detailed expenditure data by project phase for all projects that were obligated or awarded in Federal Fiscal Year (FFY) 2012, which ran from October 1, 2011 to September 30, 2012. The obligations and awards that comprise this report occurred during this time frame and are primarily derived from the following sources:

1. IDOT's "For the Record 2012: Fiscal Year 2012 Highway Improvement Accomplishments"; <http://www.dot.state.il.us/ftr2012/hwyimprov.htm>
2. Low bids on projects as reported by IDOT; <http://www.dot.state.il.us/desenv/delett.html>
3. County transportation/highway departments (Cook, DuPage, Kane, Kendall, Lake, McHenry, and Will) summaries and correspondence.
4. Transit agency (RTA, CTA, Metra, and Pace) summary reports and correspondence.
5. Federal Highway Administration (FHWA) Fiscal Management Information System (FMIS).

The Illinois Department of Transportation (IDOT) fiscal year is from July 1 to June 30. IDOT annually publishes a list of project phases that were awarded by project during the previous State Fiscal Year (SFY), commonly referred to as the "For the Record" report. The report for SFY 2012 is "For the Record 2012: Fiscal Year 2012 Highway Improvement Accomplishments".

CMAP also contacted all seven county transportation departments in the CMAP region, along with the Illinois State Toll Highway Authority (ISTHA), and was provided with project phases that these implementers awarded in FFY 2012. Transit obligation and award information is from summary reports provided by the Service Boards (CTA, Metra, and Pace) and the Regional Transportation Authority (RTA).

CMAP did not contact other units of local government in the region to determine their expenditures on roads or transit projects that did not involve federal funding. The list of projects in this report therefore does not include local government (Municipal and Township) spending on road and transit projects that did not involve the use of federal funds. However, in an effort to give as complete a picture as possible regarding capital transportation spending in the region, CMAP has included an analysis of the [2007 Census of Governments](#) data for local government expenditures in the summaries of this report. This survey collects information regarding funding sources and expenditures as they relate to transportation operations, capital projects, and other capital outlays, such as right of way.

To estimate the FFY 2012 expenditures, CMAP adjusted the 2007 Census of Governments data to account for changes in population and the cost of road construction as seen in the National Highway Construction Cost Index (NHCCI). Local funds, including state sources, used either as matching and/or non-matching funds were also subtracted from the regional total to arrive at \$242,496,260 in local funds that were obligated on local projects in FFY 2012. Further assumptions were made by CMAP regarding the types of projects that these local funds represented, including that all estimated funds were used on highways, for construction, and were maintenance activities. These estimates are included as summary data of local obligations, but lists of projects are not included as they are not known.

This report demonstrates the use of Transportation Development Credits (TDC), commonly referred to as “toll credits”, on a number of transit projects. TDCs permit states to substitute certain previous toll-financed investments for matching funds on current Federal-aid projects. TDCs are sometimes referred to as a “soft match”, in that the match is a credit, instead of actual dollars. While TDCs allow for federal funding to cover 100% of the project cost, the credits effectively reduce the total project cost/size by the match amount.

Working with IDOT, transit agencies have in recent years significantly increased the use of TDCs as a mechanism to access federal funds. In FFY 2012, 46 transit project phases used TDCs to fulfill the federal match requirements. To accomplish the same projects shown in this report without the use of TDCs, transit agencies would have had to provide \$97,035,528 in additional matching funds. The use of TDCs enabled \$485,177,638 in capital transit expenditures to occur in FFY 2012.

More information on transportation development credits can be found here:

http://www.fhwa.dot.gov/ipd/finance/tools_programs/federal_aid/matching_strategies/toll_credits.htm.



Appendix 2: Major Capital Projects

GO TO 2040 identifies 20 high-priority [major capital projects](#) that the region should pursue over the planning horizon. These projects would expand capacity and include a balance of transit, highway, and multimodal projects distributed throughout the region. These projects will be added to the TIP as they advance, allowing their funds to subsequently be obligated and spent. These projects are intended to be implemented over the life of GO TO 2040, so not all of them are active in the TIP at this time. Five major capital projects, listed below, had funds obligated in FFY 2012.

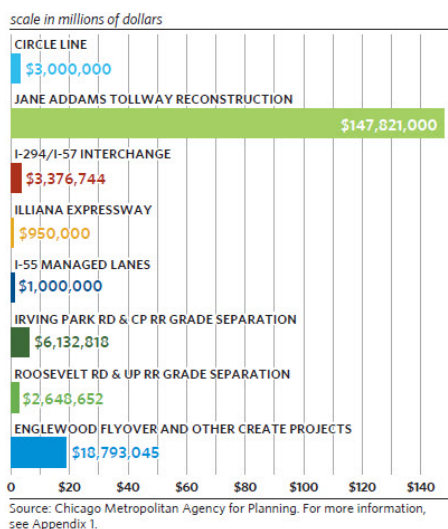
GO TO 2040 also recommends implementing the Chicago Region Environmental and Transportation Efficiency (CREATE) program, a series of planned capital improvements to reduce bottlenecks and increase operating speeds in the regional rail system. Three CREATE projects had expenditures in FFY 2012:

- Irving Park Rd & Canadian Pacific RR Grade Separation
- Roosevelt Rd & Union Pacific RR Grade Separation
- Englewood Flyover among other CREATE projects involving Metra

The following projects are fiscally constrained major capital projects identified in GO TO 2040 and had expenditures in FFY 2012:

- Circle Interchange
- Jane Adams Tollway Reconstruction
- I-294/I-57 Interchange
- Illiana Expressway (Engineering)
- I-55 Managed Lanes

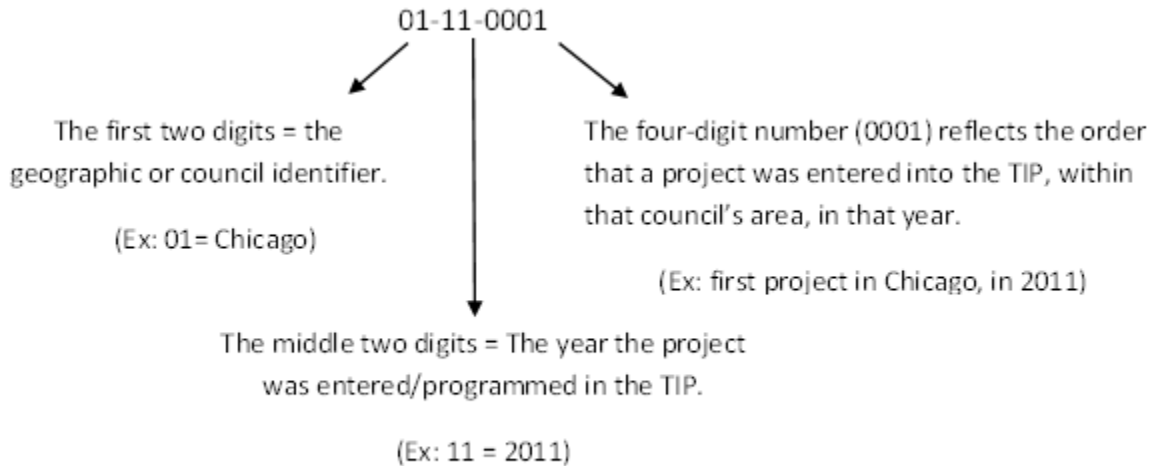
Figure 14. FFY12 GO TO 2040 Major Capital Projects and CREATE Projects.



Combined, \$183,722,259 was obligated for these projects in FFY 2012

Appendix 3: TIP ID

Each TIP ID is comprised of eight digits. The first two digits represent a Council of Mayors area or a transit agency. The CMAP region has 11 subregional councils (see [Appendix 4](#)), The City of Chicago, and three transit agencies. The next two digits are the year in which a project was programmed in the TIP. The last four digits are unique to that project and are assigned in numerical order within a given year. Below is illustration of the components of a TIP ID.



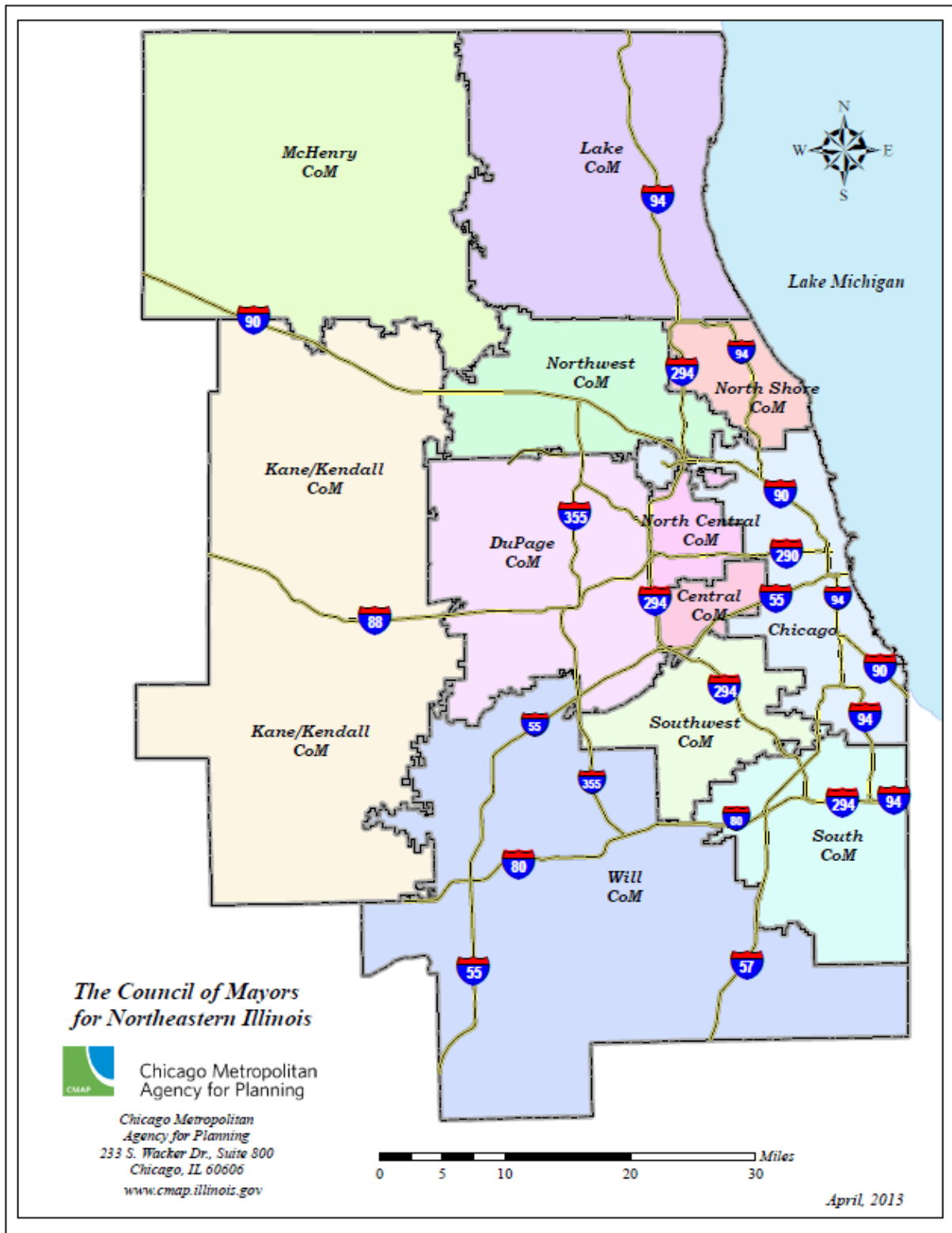
Geographic codes used in the TIP (first two digits of the TIP ID):

- 01 = City of Chicago
- 02 = North Shore Council of Mayors
- 03 = Northwest Council of Mayors
- 04 = North Central Council of Mayors
- 05 = Central Council of Mayors
- 06 = Southwest Council of Mayors
- 07 = South Council of Mayors
- 08 = DuPage Council of Mayors
- 09 = Kane/Kendall Council of Mayors
- 10 = Lake Council of Mayors
- 11 = McHenry Council of Mayors
- 12 = Will Council of Mayors
- 13 = Regional
- 16 = Chicago Transit Authority (CTA)
- 17 = Pace
- 18 = Metra



Appendix 4: Council of Mayors Map

Figure 15. Council of Mayors Map.



Appendix 5: Fund Sources in the TIP

TIP projects receive federal funding through several sources administered by the Federal Transit Administration (FTA) and the Federal Highway Administration (FHWA). Multiple non-federal programs also provide funding for TIP projects. All TIP fund sources are listed below, with abbreviations used in the TIP database and information on the agency that selects projects and programs projects in the TIP.

1. American Recovery and Reinvestment Act (ARRA) (LRA, TIGER, TIGGER, TRA)*

Federal formula and discretionary funds provided by the 2009 ARRA act for highway and transit projects. Programmed by subregional councils (LRA), service boards and IDOT.

2. Bridge Replacement and Rehabilitation Programs (BRR)*

Federal funds enabling states to improve the condition of their highway bridges through replacement, rehabilitation, and systematic preventive maintenance. Projects are selected and funds programmed by IDOT.
<http://www.fhwa.dot.gov/safetealu/factsheets/bridge.htm>

3. Congestion Mitigation & Air Quality Improvement Program (CMAQ)*

Federal formula funds for projects that will contribute to improving air quality and reducing congestion in areas that do not meet federal air quality standards. Projects are selected by the CMAQ Project Selection Committee. <http://www.cmap.illinois.gov/congestion-mitigation-and-air-quality>

4. Demonstration Projects: Congestion Relief, Urban Access and Mobility, and Innovative Projects (DEM)*

Federal funds for specific projects authorized by Congress in Sections 1104, 1106b, and 1107 of the Intermodal Surface Transportation Efficiency Act of 1991 (ISTEA) and Section 149 of the Surface Transportation and Uniform Relocation Assistance Act of 1987 (STURRA). Projects are selected by Congress.

5. Eastern Federal Lands Highway Program (PLH)*

Federal funds to support surveying, designing, and constructing of Forest Highway system roads, National Park Service roads, defense access roads, and other Federal Lands roads. Projects selected and programmed by FHWA.

6. Equity Bonus (EQB)*

Federal formula funds to guarantee a minimum rate of return on states' contributions to the Highway Account of the Highway Trust Fund, and a minimum increase relative to the average dollar amount of apportionments under Safe, Accountable, Flexible, Efficient Transportation Equity Act: A Legacy for Users (SAFETEA-LU) predecessor legislation. Projects are selected and programmed by IDOT.
<http://www.fhwa.dot.gov/safetealu/factsheets/equitybonus.htm>

7. FTA Livable Communities (FTA-LIV)

Federal discretionary funds that encourages transportation agencies and local governments to introduce proposed transportation improvements to communities in the early stages of the planning process. Projects selected by FTA and programmed by the recipient service boards.
<http://www.fta.dot.gov/about/13747.html>



8. FTA Section 5307 and 5340 (5307)

Federal formula funds for capital improvements to transit systems in all urbanized areas of the country. Funds are allocated to the Service Boards by the RTA and projects are programmed by the service boards.

http://www.fta.dot.gov/documents/MAP-21_Fact_Sheet_-_Urbanized_Area_Formula_Grants.pdf

9. FTA Section 5309 – Fixed Guideway Capital Investment Grants (“New Starts”) (5309)

Provides grants for new and expanded rail, bus rapid transit, and ferry systems that reflect local priorities to improve transportation options in key corridors. Projects are selected by the FTA and programmed by the service boards.

http://www.fta.dot.gov/documents/MAP-21_Fact_Sheet_-_Fixed_Guideway_Capital_Investment_Grants.pdf

10. FTA Section 5309 – Rail and Bus (5309B, 5309C)

Federal formula funds for fixed guideway modernization (5309B) and bus and other projects (5309C). Under MAP-21 these activities are now funded under section 5339 and 5337.

http://www.fta.dot.gov/grants/13093_3558.html

11. FTA Section 5310 – Enhanced Mobility of Seniors and Individuals with Disabilities (5310)

Projects are selected and programmed by the RTA (operating and capital projects) and IDOT’s Division of Public and Intermodal Transportation (capital projects only).

http://www.fta.dot.gov/documents/MAP-21_Fact_Sheet_-_Enhanced_Mobility_of_Seniors_and_Individuals_with_Disabilities.pdf

12. FTA Section 5339 – Bus and Bus Facilities (5339)

This capital program provides funding to replace, rehabilitate, and purchase buses and related equipment, and to construct bus-related facilities. Projects are selected and programmed by the service boards.

http://www.fta.dot.gov/documents/MAP-21_Fact_Sheet_-_Bus_and_Bus_Facilities.pdf

13. **FTA State of Good Repair Grants (5337).** Funding is limited to fixed guideway systems (including rail, bus rapid transit, and passenger ferries) and high intensity bus (high intensity bus refers to buses operating in high occupancy vehicle (HOV) lanes.) Projects are limited to replacement and rehabilitation, or capital projects required to maintain public transportation systems in a state of good repair.

http://www.fta.dot.gov/documents/MAP-21_Fact_Sheet_-_State_of_Good_Repair_Grants.pdf

14. High Priority Projects (HPP, HPPLU, HPP21)*

Federal funds for specific High Priority Projects specifically earmarked by Congress. Projects are selected by Congress and programmed by IDOT. These funds were not continued in MPA-21 but previously allocated funds remain available for use. <http://www.fhwa.dot.gov/safetealu/factsheets/highpriproj.htm>

15. High Speed Rail (HSR)*

Federal funds for specific projects that will advance the development of High Speed Rail. Projects are selected by USDOT and programmed by implementing agencies.

16. Highway Safety Improvement Program (HSIP)*

Federal formula funds for highway safety improvement projects on any public road or publicly owned bicycle or pedestrian pathway or trail. Projects are selected and programmed by IDOT.

<http://safety.fhwa.dot.gov/hsip/>

17. Homeland Security (HLS, DHS)

Federal grant funds to assist in the preparation, prevention, and response to terrorist attacks and other disasters and can be used for planning, equipment, training and exercise needs. Projects are selected by the Department of Homeland Security and programmed by the recipient agency.

18. Illinois Commerce Commission Grade Crossing Protection Fund (ICC)

State funds to assist local highway agencies and railroads with the cost of making safety improvements at public highway-rail crossings on local roads and streets. Projects are selected and programmed by IDOT.

<http://www.icc.illinois.gov/railroad/CrossingSafetyImprovement.aspx>

19. Illinois State Toll Highway Authority (TOLL)

Funds collected by the Illinois State Toll Highway Authority (ISTHA) for exclusive use on the tollway system. Projects are included in the TIP for information only. Projects are selected and programmed by ISTHA.

<http://www.illinoistollway.com/about-the-tollway/finance>

20. Intelligent Transportation Systems (ITS)

Federal grant funds for projects that integrate operations and management to improve system performance. Projects are selected by FHWA and programmed by IDOT.

21. Interstate Maintenance Program (I-M)*

Federal formula funds for projects to rehabilitate, restore and resurface interstate system roads. Projects are selected and programmed by IDOT. This fund source was discontinued in under MAP-21. NHPP funds under MAP-21 fund these activities. <http://www.fhwa.dot.gov/safetealu/factsheets/im.htm>

22. Job Access and Reverse Commute Grants (JARC)

FTA Section 5316 formula funds to provide grants for transportation services designed to transport low income individuals to and from jobs and support development of transportation services between urban centers and suburban employment opportunities. Projects are selected and programmed by the RTA. This fund source was discontinued under MAP-21. JARC activities are now eligible to be funded with FTA Section 5307 funds. <http://www.rtachicago.com/jarc-nf/jarc-nf.html>

23. Local Funds (CTEF, Gen-Op, ILL, ILLT, MFT-ALL, MFT-Loc, OTH, RTA)

Local funds for transportation projects, including General Revenue (Gen-Op) funds, State of Illinois (ILL, ILLT) funds, allocated motor fuel taxes (MFT-ALL), locally imposed motor fuel taxes (MFT-Loc), and RTA's funds from the State of Illinois (RTA) and local jurisdictions (CTEF). Projects are selected and programmed by the local agency, service board, RTA and/or IDOT.



24. National Corridor Planning and Border Infrastructure Programs (NCP)*

Federal competitive funds for the coordinated planning, design and construction of corridors of national significance that have the capacity to impact economic growth and international or interregional trade. Projects are selected by FHWA and programmed by IDOT.

<http://www.fhwa.dot.gov/safetealu/factsheets/corridors.htm>

25. National Highway Performance Plan (NHPP)* Federal formula funds for projects on the National Highway System (NHS) bridges and roadways, which consists of interstate highways and other principal arterials, that support progress toward achievement of national performance goals for improving infrastructure condition, safety, mobility, or freight movement on the NHS. Projects are selected and programmed by IDOT. <http://www.fhwa.dot.gov/map21/nhpp.cfm>

26. National Highway System Program (NHS)*

Federal formula funds for projects on the National Highway System, which consists of the Interstate system and other principal arterials. Projects are selected and programmed by IDOT.

<http://www.fhwa.dot.gov/safetealu/factsheets/nhs.htm>

27. New Freedom (NEWF)

FTA Section 5317 formula funds for grants to encourage services and facility improvements to address the transportation needs of persons with disabilities that go beyond those required by the Americans with Disabilities Act . Projects are selected and programmed by the RTA. Under MAP-21 this fund source was combined with FTA Section 5310.

<http://www.rtachicago.com/jarc-nf/jarc-nf.html>

28. Projects of National and Regional Significance (NRS)*

Discretionary federal funds for projects of national and regional significance. Projects are selected by USDOT and programmed by IDOT. <http://www.fhwa.dot.gov/safetealu/factsheets/natlregl.htm>

29. Rail-Highway Grade Crossings (RHGC)

Federal formula funds for safety improvements to reduce the number of fatalities, injuries, and crashes at public grade crossings. Projects are selected and programmed by IDOT. <http://safety.fhwa.dot.gov/xings/>

30. Rail Line Relocation and Improvement Program (RLRIP)*

Federal formula funds for the elimination of hazards and/or the installation/upgrade of protective devices at rail-highway crossings. Projects selected and programmed by IDOT.

<http://www.fhwa.dot.gov/safetealu/factsheets/railcrossings.htm>

31. Recreational Trails Program (RECTP)*

Federal formula funds for the development and maintenance of recreational trails and trail-related facilities for both nonmotorized and motorized recreational trail uses. Projects are selected and programmed by IDOT.

<http://www.fhwa.dot.gov/environment/rectrails/index.htm>



32. Safe Routes to School (SR2S)*

Federal formula funds for projects that enable and encourage primary and secondary school children to walk and bicycle to school. Projects are selected by IDOT and programmed by subregional councils, CMAP, and/or IDOT. <http://www.dot.il.gov/saferoutes/saferouteshome.aspx>.

33. Service Board (SB)

State formula funds from the Illinois state sales tax collected in the six-county RTA service area distributed to CTA, Pace and Metra. Programmed by the Service Boards.

34. Special Assessments, Tax Increment Financing and Private Sources (PRV)

Funds from private entities and/or special assessments over and above the standard property tax rated and/or special taxing districts designed to finance local governments' infrastructure improvements. Projects are selected and programmed by the implementing agency or subregional council.

35. Surface Transportation Program (STP-L, STP-U, STP-R, STP-C)*

Federal formula funds for federal-aid eligible highways, public bridges or transit capital projects. Projects selected and programmed by subregional councils (STP-L), local governments (STP-C), and IDOT (STP-R, STP-U). <http://www.cmap.illinois.gov/stpresources.aspx>

36. Surface Transportation Program Priorities and Earmarks (CSTP, SEC112, SEC115, SEC117, SEC125, SEC129, SEC330)*

Federal funds for projects identified by Congress. Programmed by IDOT.

37. Transportation Alternatives Program (TAP-S and TAP-L)*

Federal formula funds for the development and maintenance of recreational trails and related facilities, projects that provide safe routes for non-drivers, including children, older adults, and individuals with disabilities to access daily needs, and projects such as landscaping, streetscaping, historic preservation and others that enhance the transportation system. Project selection is by IDOT (statewide) and CMAP (local). Projects will be programmed by subregional councils, IDOT and/or CMAP.

<http://www.fhwa.dot.gov/map21/tap.cfm>

38. Transportation and Community System Preservation (TCSP)*

Federal competitive grant funds for planning, implementation, and research to investigate and address the relationships between transportation, community, and system preservation and to identify private sector-based initiatives. Projects are selected by FHWA and programmed by IDOT. <http://www.fhwa.dot.gov/tcsp/>

39. Transportation Enhancement (STP-E)*

Federal formula funds for projects such as historic preservation and others that enhance the transportation system. Projects are selected by IDOT and programmed by the subregional councils, CMAP, and IDOT. This program was discontinued under MAP-21. TAP funds similar project types.

<http://www.dot.state.il.us/opp/itep.html>

40. Transportation Infrastructure Finance and Innovation Act (TIFIA)

Federal credit assistance to public agencies for transportation projects of national and regional significance. Projects are selected by and programmed by FHWA. <http://www.fhwa.dot.gov/ipd/tifia/>

*Federal fund sources may appear in the TIP or this report with “-AC” as a suffix to indicate that the Advanced Construction funding mechanism is being utilized. Advanced Construction is a cash flow technique used by IDOT to maximize the use of federal funds. When a project is placed in AC status, the FHWA has authorized the project to move forward with non-federal means with the option to seek reimbursement of federal funds at a later point. It does not affect the scheduled implementation of the project.



Appendix 6: Project Phases

Phase	Description
Engineering (Eng)	Engineering work (unspecified engineering phase or EI and EII is combined).
Phase I Engineering (EI)	Often called preliminary engineering; this is typically the first phase of a project and can take 1-3 years.
Phase II Engineering (EII)	Prepare a job site construction plan and develop construction material requirements used in preparing final contract to be bid on by contractors. Sometimes called the design phase, EII happens prior to construction.
Right of Way Acquisition (ROW)	The purchase of right of way for a project.
Construction Engineering (CE)	Engineering work that occurs as part of the construction phase.
Construction (C)	The construction of a project.
Implementation (IMP)	Implementation of a project. This type is common with non-highway projects as something may not be physically constructed. Examples are buying equipment or marketing.
Miscellaneous (Misc)	Phase of a project that is separate from any of the above phases. A utility adjustment or a Rail Road Flagger are examples of this phase.



Appendix 7: Programmers and Implementers

State of Illinois

- Illinois DOT District 1, Bureau of Programming
- Illinois DOT District 3, Bureau of Programming
- Illinois DOT, Office of Planning and Programming (OP&P)
- Illinois DOT, District 1, Bureau of Local Roads & Streets
- Illinois Environmental Protection Agency (IEPA)
- Illinois Commerce Commission (ICC)
- Illinois Department of Natural Resources (IDNR)

Regional and Subregional Agencies

- Central Council of Mayors (part of WCMC)
- Chicago Metropolitan Agency for Planning (CMAP)
- DuPage Mayors and Managers Conference
- Kane/Kendall County Council of Mayors
- Lake County Council of Mayors
- McHenry County Council of Mayors
- North Central Council of Mayors (part of WCMC)
- North Shore Council of Mayors (part of NWMC)
- Northwest Council of Mayors (part of NWMC)
- Northwestern Indiana Regional Planning Commission (NIRPC)
- Regional Transportation Authority (RTA)
- Southeastern Wisconsin Regional Planning Commission
- South Suburban Mayors and Managers Association
- Southwest Conference of Mayors
- Will County Governmental League

Local Governments

- County governments
- Municipal and township governments
- City of Chicago, Department of Transportation (CDOT)



- Park and forest preserve districts

Transportation Operators

- Chicago Transit Authority (CTA)
- Class 1 Railroad Companies
- Illinois State Toll Highway Authority (ISTHA)
- Metra (Commuter Rail Division)
- Pace (Suburban Bus Division)
- Private Transportation Providers

United States Government

- Federal Highway Administration (FHWA)
- Federal Transit Administration (FTA)
- Environmental Protection Agency (U.S. EPA)



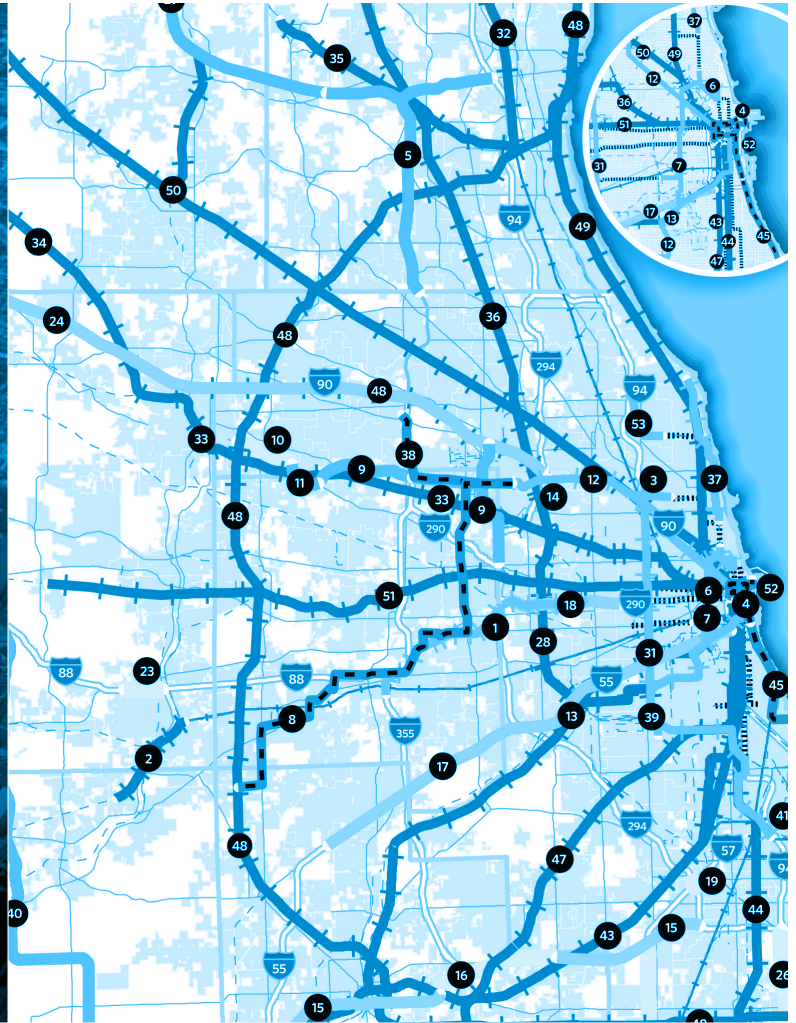


Chicago Metropolitan
Agency for Planning

233 South Wacker Drive, Suite 800
Chicago, IL 60606

312-454-0400
info@cmap.illinois.gov

www.cmap.illinois.gov



The Chicago Metropolitan Agency for Planning (CMAP) is the region's official comprehensive planning organization. Its GO TO 2040 planning campaign is helping the region's seven counties and 284 communities to implement strategies that address transportation, housing, economic development, open space, the environment, and other quality of life issues. See www.cmap.illinois.gov for more information.

