





Chicago Metropolitan Agency for Planning (CMAP)

Unified Work Program (UWP) FY22 – Quarter One Financial Expenditure Report

First Quarter FY 2022 (9/30/2021)

FY 2022 UWP Q1 Expenditure Report (9/30/2021)

Organization	Funding Type	Project	Federal	Local Match	Budget	Expended to Date	Previous Expenditure	Expended this Period	Balance	Percent Expended	Contract Number	Complete (Y/N)
CMAP	Core	MPO Activities	\$ 15,034,450	\$ 3,758,612	\$ 18,793,062	\$ 3,902,673	\$ -	\$ 3,902,673	\$ 14,890,389	 21%	N/A	N
City of Chicago (CDOT)	Core	Transportation and Programming	\$ 772,300	\$ 193,075	\$ 965,375	\$ -	\$ -	\$ -	\$ 965,375	0%	C220014	N
Council of Mayors	Core	Subregional Transportation Planning, Programming, and Management	\$ 1,526,019	\$ 381,505	\$ 1,907,524	\$ -	\$ -	\$ -	\$ 1,907,524	0%	C220001-C220010	N
CTA	Core	Program Development	\$ 500,000	\$ 125,000	\$ 625,000	\$ -	\$ -	\$ -	\$ 625,000	0%	C220011	N
McHenry County	Core	2050 Transportation Plan	\$ 240,000	\$ 60,000	\$ 300,000	\$ -	\$ -	\$ -	\$ 300,000	0%	C220017	N
Metra	Core	Capital Program Management and Asset Management	\$ 496,000	\$ 124,000	\$ 620,000	\$ -	\$ -	\$ -	\$ 620,000	0%	C220013	N
Pace	Core	Smart Mobility Regional Support	\$ 160,000	\$ 40,000	\$ 200,000	\$ 15,626	\$ -	\$ 15,626	\$ 184,374	 8%	C220012	N
Pace	Core	TIP Development and Modeling	\$ 60,000	\$ 15,000	\$ 75,000	\$ 8,797	\$ -	\$ 8,797	\$ 66,203	 12%	C220012	N
Total			\$ 18,788,769	\$ 4,697,192	\$ 23,485,961	\$ 3,927,096	\$ -	\$ 3,927,096	\$ 19,558,865	 17%		N

First Quarter FY 2022 (9/30/2021)

FY 2021 UWP Q1 Expenditure Report (9/30/2021)

Organization	Funding Type	Project	Federal	Local Match	Budget	Expended to Date	Previous Expenditure	Expended this Period	Balance	Percent Expended	Contract Number	Complete (Y/N)
CMAP	Core	MPO Activities	\$ 15,030,443	\$ 3,757,610	\$ 18,788,053	\$ 15,318,630	\$ 15,318,630	\$ -	\$ 3,469,423	82%	N/A	Y
City of Chicago (CDOT)	Core	Transportation Planning and Programming	\$ 693,000	\$ 173,250	\$ 866,250	\$ 864,863	\$ 864,863	\$ (0)	\$ 1,387	100%	C210014	Y
Council of Mayors	Core	Subregional Transportation Planning, Programming, and Management	\$ 1,467,326	\$ 587,525	\$ 2,054,851	\$ 1,861,890	\$ 1,861,890	\$ -	\$ 192,961	91%	C210001-C210010	Y
CTA	Core	Program Development	\$ 420,000	\$ 105,000	\$ 525,000	\$ 525,000	\$ 525,000	\$ (0)	\$ 0	100%	C210011	Y
DuPage County	Core	DuPage County Trails Plan	\$ 240,000	\$ 60,000	\$ 300,000	\$ -	\$ -	\$ -	\$ 300,000	0%	C210017	N
Metra	Core	Capital Program Development and Asset Management	\$ 336,000	\$ 84,000	\$ 420,000	\$ 419,976	\$ 419,976	\$ (0)	\$ 24	100%	C210013	Y
Pace	Core	Rideshare Service Program	\$ 66,000	\$ 16,500	\$ 82,500	\$ 82,500	\$ 77,985	\$ 4,515	\$ -	100%	C210012	Y
Pace	Core	TIP Development and Modeling	\$ 60,000	\$ 15,000	\$ 75,000	\$ 28,991	\$ 17,831	\$ -	\$ 46,009	39%	C210012	Y
Metra	Competitive	Downtown Connections Study	\$ 236,000	\$ 59,000	\$ 295,000	\$ -	\$ -	\$ -	\$ 295,000	0%	C210016	N
City of Chicago (CDOT)	Competitive	CBD Multimodal Demand Assessment	\$ 240,000	\$ 60,000	\$ 300,000	\$ -	\$ -	\$ -	\$ 300,000	0%	C210015	N
Total			\$ 18,788,769	\$ 4,917,885	\$ 23,706,654	\$ 19,101,849	\$ 19,086,175	\$ 4,515	\$ 4,604,805	81%		N

First Quarter FY 2022 (9/30/2021)

FY 2020 UWP Q1 Expenditure Report (9/30/2021)

Organization	Funding Type	Project	Federal	Local Match	Budget	Expended to Date	Previous Expenditure	Expended this Period	Balance	Percent Expended	Contract Number	Complete (Y/N)
CMAP	Core	MPO Activities	\$ 13,802,398	\$ 3,450,650	\$ 17,253,048	\$ 17,253,048	\$ 17,253,048	\$ -	\$ -	100%	N/A	Y
City of Chicago (CDOT)	Core	Transportation Planning and Programming	\$ 693,000	\$ 173,250	\$ 866,250	\$ 855,051	\$ 855,051	\$ -	\$ 11,199	99%	C200014	Y
Council of Mayors	Core	Subregional Transportation Planning, Programming, and Management	\$ 1,467,326	\$ 587,525	\$ 2,054,851	\$ 1,911,829	\$ 1,911,829	\$ -	\$ 143,022	93%	C200001-C200010	Y
CTA	Core	Program Development	\$ 420,000	\$ 105,000	\$ 525,000	\$ 525,000	\$ 525,000	\$ -	\$ 0	100%	C200011	Y
Will County	Core	Countywide Intelligent Transportation System (ITS) Study	\$ 240,000	\$ 60,000	\$ 300,000	\$ 213,600	\$ 213,600	\$ 0	\$ 86,400	71%	C200018	N
Metra	Core	Program Development	\$ 336,000	\$ 84,000	\$ 420,000	\$ 419,867	\$ 419,867	\$ -	\$ 133	100%	C200013	Y
Pace	Core	Smart Mobility Initiative	\$ 66,000	\$ 16,500	\$ 82,500	\$ 56,910	\$ 56,910	\$ -	\$ 25,590	69%	C200012	Y
Pace	Core	TIP Development and Modeling	\$ 60,000	\$ 15,000	\$ 75,000	\$ 35,150	\$ 35,150	\$ -	\$ 39,850	47%	C200012	Y
CMAP (sub RTA)	Competitive	Local Planning Assistance - Community Planning Program	\$ 433,000	\$ 108,200	\$ 541,200	\$ -	\$ -	\$ -	\$ 541,200	0%	C200060	N
City of Chicago (CDOT)	Competitive	Streeterville Transportation Demand Management Plan	\$ 320,000	\$ 80,000	\$ 400,000	\$ -	\$ -	\$ -	\$ 400,000	0%	C200015	N
CTA	Competitive	Better Streets for Buses (form. Bus Priority Network Plan)	\$ 300,000	\$ 75,000	\$ 375,000	\$ 213,600	\$ 146,480	\$ 67,120	\$ 161,400	57%	C200016	N
Total			\$ 18,137,724	\$ 4,755,125	\$ 22,892,849	\$ 21,484,055	\$ 21,416,935	\$ 67,121	\$ 1,408,794	94%		N





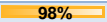








First Quarter FY 2022 (9/30/2021)

FY 2019 UWP Q1 Expenditure Report (9/30/2021)

Organization	Funding Type	Project	Federal	Local Match	Budget	Expended to Date	Previous Expenditure	Expended this Period	Balance	Percent Expended	Contract Number	Complete (Y/N)
CMAP	Core	MPO Activities	\$ 13,449,875	\$ 3,362,462	\$ 16,812,337	\$ 16,812,337	\$ 16,812,337	\$ -	\$ -	100%	N/A	Y
City of Chicago (CDOT)	Core	Transportation Planning and Programming	\$ 693,000	\$ 173,250	\$ 866,250	\$ 861,230	\$ 861,230	\$ -	\$ 5,020	99%	C190014	Y
Council of Mayors	Core	Subregional Transportation Planning, Programming, and Management	\$ 1,467,326	\$ 587,525	\$ 2,054,851	\$ 1,909,668	\$ 1,909,668	\$ -	\$ 145,183	93%	C190001-C190010	Y
CTA	Core	Program Development	\$ 420,000	\$ 105,000	\$ 525,000	\$ 525,000	\$ 525,000	\$ -	\$ -	100%	C190011	Y
Cook County	Core	Cook County Transit Study	\$ 250,000	\$ 62,500	\$ 312,500	\$ 105,219	\$ 67,390	\$ 37,829	\$ 207,281	34%	C190018	N
Metra	Core	Program Development	\$ 336,000	\$ 84,000	\$ 420,000	\$ 419,915	\$ 419,915	\$ -	\$ 85	100%	C190013	Y
Pace	Core	TIP Development and Modeling	\$ 60,000	\$ 15,000	\$ 75,000	\$ 47,445	\$ 47,445	\$ -	\$ 27,555	63%	C190012	Y
Pace	Core	Rideshare Services Program	\$ 66,000	\$ 16,500	\$ 82,500	\$ 82,498	\$ 82,498	\$ -	\$ 2	100%	C190012	Y
CMAP (sub RTA)	Competitive	Local Planning Assistance - Community Planning Program	\$ 472,246	\$ 118,062	\$ 590,308	\$ 501,729	\$ 433,237	\$ 68,492	\$ 88,580	85%	C200017	N
City of Chicago (CDOT)	Competitive	Vision Zero South Side	\$ 104,000	\$ 26,000	\$ 130,000	\$ -	\$ -	\$ -	\$ 130,000	0%	C190015	N
CTA	Competitive	Next Phases - Red and Purple Modernization (RPM) Core Capacity Expansion	\$ 326,800	\$ 81,700	\$ 408,500	\$ 7,185	\$ 7,185	\$ 0	\$ 401,315	2%	C190019	N
Metra	Competitive	Origin-Destination Survey	\$ 302,000.00	\$ 75,500.00	\$ 377,500.00	\$ 377,500.00	\$ -	\$ -	\$ -	100%	C190020	Y
Total			\$ 17,947,247	\$ 4,707,499	\$ 22,654,746	\$ 21,649,726	\$ 21,165,905	\$ 106,321	\$ 1,005,020	96%		N

First Quarter FY 2022 (9/30/2021)

FY 2018 UWP Q1 Expenditure Report (9/30/2021)

Organization	Funding Type	Project	Federal	Local Match	Budget	Expended to Date	Previous Expenditure	Expended this Period	Balance	Percent Expended	Contract Number	Complete (Y/N)
CMAP	Core	MPO Activities	\$ 13,420,156	\$ 3,355,039	\$ 16,775,195	\$ 15,358,499	\$ -	\$ -	\$ 1,416,696	 92%	N/A	Y
City of Chicago (CDOT)	Core	Transportation Planning and Programming	\$ 660,000	\$ 165,000	\$ 825,000	\$ 825,000	\$ -	\$ -	\$ -	 100%	C180014	Y
Council of Mayors	Core	Subregional Transportation Planning, Programming, and Management	\$ 1,384,270	\$ 554,269	\$ 1,938,539	\$ 1,787,626	\$ -	\$ -	\$ 150,913	 92%	C180001-C180010	Y
CTA	Core	Program Development	\$ 400,000	\$ 100,000	\$ 500,000	\$ 500,000	\$ -	\$ -	\$ -	 100%	C180011	Y
McHenry County	Core	Transit Plan Update	\$ 160,000	\$ 40,000	\$ 200,000	\$ 195,618	\$ -	\$ -	\$ 4,382	 98%	C180018	Y
Metra	Core	Program Development	\$ 320,000	\$ 80,000	\$ 400,000	\$ 398,261	\$ -	\$ -	\$ 1,739	 100%	C180013	Y
Pace	Core	TIP Development and Modeling	\$ 60,000	\$ 15,000	\$ 75,000	\$ 62,494	\$ -	\$ -	\$ 12,506	 83%	C180012	Y
Pace	Core	Northeastern Illinois Regional Rideshare Services Program	\$ 60,000	\$ 15,000	\$ 75,000	\$ 57,006	\$ -	\$ -	\$ 17,994	 76%	C180012	Y
Pace	Competitive	Pace 2040 Comprehensive Plan Update	\$ 200,000	\$ 50,000	\$ 250,000	\$ 250,000	\$ -	\$ -	\$ -	 100%	C180019	Y
RTA	Core	2018 Regional Strategic Plan Support	\$ 80,000.00	\$ 20,000.00	\$ 100,000.00	\$ 50,936.62	\$ -	\$ -	\$ 49,063	 51%	C180016	Y
CMAP (sub RTA)	Competitive	Local Planning Assistance - Community Planning Program	\$ 278,400	\$ 69,600	\$ 348,000	\$ 200,207	\$ 196,457	\$ 3,750	\$ 147,793	 58%	C180017	N
City of Chicago (CDOT)	Competitive	CREATE Program Planning Support - Passenger and Commuter Rail	\$ 200,000	\$ 50,000	\$ 250,000	\$ 247,502	\$ 232,223	\$ 15,279	\$ 2,498	 99%	C180015	Y
Total			\$ 17,222,826	\$ 4,513,908	\$ 21,736,734	\$ 19,933,150	\$ 428,680	\$ 19,029	\$ 1,803,585	 92%		N