












Chicago Metropolitan Agency for Planning (CMAP)

Unified Work Program (UWP) FY21 – Quarter Three Financial Expenditure Report

Third Quarter FY 2021 (3/31/2021)

FY 2021 UWP Q3 Expenditure Report (3/31/2021)

Organization	Funding Type	Project	Federal	Local Match	Budget	Expended to Date	Previous Expenditure	Expended this Period	Balance	Percent Expended	Contract Number	Complete (Y/N)
CMAP	Core	MPO Activities	\$ 15,030,443	\$ 3,757,610	\$ 18,788,053	\$ 9,965,610	\$ 7,845,296	\$ 2,120,314	\$ 8,822,443	 53%	N/A	N
City of Chicago (CDOT)	Core	Transportation Planning and Programming	\$ 693,000	\$ 173,250	\$ 866,250	\$ 720,145	\$ 574,040	\$ 356,869	\$ 146,105	 83%	C210014	N
Council of Mayors	Core	Subregional Transportation Planning, Programming, and Management	\$ 1,467,326	\$ 587,525	\$ 2,054,851	\$ 977,552	\$ 543,188	\$ 434,364	\$ 1,077,300	 48%	C210001-C210010	N
CTA	Core	Program Development	\$ 420,000	\$ 105,000	\$ 525,000	\$ 96,550	\$ -	\$ 96,550	\$ 428,450	 18%	C210011	N
DuPage County	Core	DuPage County Trails Plan	\$ 240,000	\$ 60,000	\$ 300,000	\$ -	\$ -	\$ -	\$ 300,000	 0%	C210017	N
Metra	Core	Capital Program Development and Asset Management	\$ 336,000	\$ 84,000	\$ 420,000	\$ 259,265	\$ 186,941	\$ 72,324	\$ 160,735	 62%	C210013	N
Pace	Core	Rideshare Service Program	\$ 66,000	\$ 16,500	\$ 82,500	\$ 77,985	\$ 46,234	\$ 31,751	\$ 4,515	 95%	C210012	N
Pace	Core	TIP Development and Modeling	\$ 60,000	\$ 15,000	\$ 75,000	\$ 17,831	\$ 12,098	\$ -	\$ 57,169	 24%	C210012	N
Metra	Competitive	Downtown Connections Study	\$ 236,000	\$ 59,000	\$ 295,000	\$ -	\$ -	\$ -	\$ 295,000	 0%	C210016	N
City of Chicago (CDOT)	Competitive	CBD Multimodal Demand Assessment	\$ 240,000	\$ 60,000	\$ 300,000	\$ -	\$ -	\$ -	\$ 300,000	 0%	C210014	N
Total			\$ 18,788,769	\$ 4,917,885	\$ 23,706,654	\$ 12,114,938	\$ 9,207,797	\$ 3,112,172	\$ 11,591,716	 51%		

Third Quarter FY 2021 (3/31/2021)

FY 2020 UWP Q3 Expenditure Report (3/31/2021)

Organization	Funding Type	Project	Federal	Local Match	Budget	Expended to Date	Previous Expenditure	Expended this Period	Balance	Percent Expended	Contract Number	Complete (Y/N)
CMAP	Core	MPO Activities	\$ 13,802,398	\$ 3,450,650	\$ 17,253,048	\$ 17,253,048	\$ 17,253,048		\$ -	100%	N/A	Y
City of Chicago (CDOT)	Core	Transportation Planning and Programming	\$ 693,000	\$ 173,250	\$ 866,250	\$ 855,051	\$ 855,051	\$ -	\$ 11,199	99%	C200014	Y
Council of Mayors	Core	Subregional Transportation Planning, Programming, and Management	\$ 1,467,326	\$ 587,525	\$ 2,054,851	\$ 1,911,829	\$ 1,911,829	\$ -	\$ 143,022	93%	C200001-C200010	Y
CTA	Core	Program Development	\$ 420,000	\$ 105,000	\$ 525,000	\$ 525,000	\$ 525,000	\$ -	\$ 0	100%	C200011	Y
Will County	Core	Countywide Intelligent Transportation System (ITS) Study	\$ 240,000	\$ 60,000	\$ 300,000	\$ 29,273	\$ -	\$ 29,273	\$ 270,727	10%	C200018	N
Metra	Core	Program Development	\$ 336,000	\$ 84,000	\$ 420,000	\$ 419,867	\$ 419,867	\$ -	\$ 133	100%	C200013	Y
Pace	Core	Smart Mobility Initiative	\$ 66,000	\$ 16,500	\$ 82,500	\$ 56,910	\$ 56,910	\$ -	\$ 25,590	69%	C200012	Y
Pace	Core	TIP Development and Modeling	\$ 60,000	\$ 15,000	\$ 75,000	\$ 35,150	\$ 35,150	\$ -	\$ 39,850	47%	C200012	Y
CMAP (sub RTA)	Competitive	Local Planning Assistance - Community Planning Program	\$ 433,000	\$ 108,200	\$ 541,200	\$ -	\$ -	\$ -	\$ 541,200	0%	C200060	N
City of Chicago (CDOT)	Competitive	Streeterville Transportation Demand Management Plan	\$ 320,000	\$ 80,000	\$ 400,000	\$ -	\$ -	\$ -	\$ 400,000	0%	C200015	N
CTA	Competitive	Better Streets for Buses (form. Bus Priority Network Plan)	\$ 300,000	\$ 75,000	\$ 375,000	\$ 78,039	\$ 78,039	\$ -	\$ 296,961	21%	C200016	N
Total			\$ 18,137,724	\$ 4,755,125	\$ 22,892,849	\$ 21,164,167	\$ 21,134,894	\$ 29,273	\$ 1,728,683	92%		

Third Quarter FY 2021 (3/31/2021)

FY 2019 UWP Q3 Expenditure Report (3/31/2021)

Organization	Funding Type	Project	Federal	Local Match	Budget	Expended to Date	Previous Expenditure	Expended this Period	Balance	Percent Expended	Contract Number	Complete (Y/N)
CMAP	Core	MPO Activities	\$ 13,449,875	\$ 3,362,462	\$ 16,812,337	\$ 16,812,337	\$ 16,812,337		\$ -	100%	N/A	Y
City of Chicago (CDOT)	Core	Transportation Planning and Programming	\$ 693,000	\$ 173,250	\$ 866,250	\$ 861,230	\$ 861,230	\$ -	\$ 5,020	99%	C190014	Y
Council of Mayors	Core	Subregional Transportation Planning, Programming, and Management	\$ 1,467,326	\$ 587,525	\$ 2,054,851	\$ 1,909,668	\$ 1,909,668	\$ -	\$ 145,183	93%	C190001-C190010	Y
CTA	Core	Program Development	\$ 420,000	\$ 105,000	\$ 525,000	\$ 525,000	\$ 525,000	\$ -	\$ -	100%	C190011	Y
Cook County	Core	Cook County Transit Study	\$ 250,000	\$ 62,500	\$ 312,500	\$ -	\$ -	\$ -	\$ 312,500	0%	C190018	N
Metra	Core	Program Development	\$ 336,000	\$ 84,000	\$ 420,000	\$ 419,915	\$ 419,915	\$ -	\$ 85	100%	C190013	Y
Pace	Core	TIP Development and Modeling	\$ 60,000	\$ 15,000	\$ 75,000	\$ 47,445	\$ 47,445	\$ -	\$ 27,555	63%	C190012	Y
Pace	Core	Rideshare Services Program	\$ 66,000	\$ 16,500	\$ 82,500	\$ 82,498	\$ 82,498	\$ -	\$ 2	100%	C190012	Y
CMAP (sub RTA)	Competitive	Local Planning Assistance - Community Planning Program	\$ 472,246	\$ 118,062	\$ 590,308	\$ 297,281	\$ 230,834	\$ 66,447	\$ 293,027	50%	C200017	N
City of Chicago (CDOT)	Competitive	Vision Zero South Side	\$ 104,000	\$ 26,000	\$ 130,000	\$ -	\$ -	\$ -	\$ 130,000	0%	C190015	N
CTA	Competitive	Next Phases - Red and Purple Modernization (RPM) Core Capacity Expansion	\$ 326,800	\$ 81,700	\$ 408,500	\$ -	\$ -	\$ -	\$ 408,500	0%	C190019	N
Metra	Competitive	Origin-Destination Survey	\$ 302,000.00	\$ 75,500.00	\$ 377,500.00	\$ 377,500.00	\$ -	\$ -	\$ -	100%	C190020	Y
Total			\$ 17,947,247	\$ 4,707,499	\$ 22,654,746	\$ 21,332,874	\$ 20,888,927	\$ 66,447	\$ 1,321,872	94%		N

Third Quarter FY 2021 (3/31/2021)

FY 2018 UWP Q3 Expenditure Report (3/31/2021)

Organization	Funding Type	Project	Federal	Local Match	Budget	Expended to Date	Previous Expenditure	Expended this Period	Balance	Percent Expended	Contract Number	Complete (Y/N)
CMAP	Core	MPO Activities	\$ 13,420,156	\$ 3,355,039	\$ 16,775,195	\$ 15,358,499	\$ -	\$ -	\$ 1,416,696	92%	N/A	Y
City of Chicago (CDOT)	Core	Transportation Planning and Programming	\$ 660,000	\$ 165,000	\$ 825,000	\$ 825,000	\$ -	\$ -	\$ -	100%	C180014	Y
Council of Mayors	Core	Subregional Transportation Planning, Programming, and Management	\$ 1,384,270	\$ 554,269	\$ 1,938,539	\$ 1,787,626	\$ -	\$ -	\$ 150,913	92%	C180001-C180010	Y
CTA	Core	Program Development	\$ 400,000	\$ 100,000	\$ 500,000	\$ 500,000	\$ -	\$ -	\$ -	100%	C180011	Y
McHenry County	Core	Transit Plan Update	\$ 160,000	\$ 40,000	\$ 200,000	\$ 195,618	\$ -	\$ -	\$ 4,382	98%	C180018	Y
Metra	Core	Program Development	\$ 320,000	\$ 80,000	\$ 400,000	\$ 398,261	\$ -	\$ -	\$ 1,739	100%	C180013	Y
Pace	Core	TIP Development and Modeling	\$ 60,000	\$ 15,000	\$ 75,000	\$ 62,494	\$ -	\$ -	\$ 12,506	83%	C180012	Y
Pace	Core	Northeastern Illinois Regional Rideshare Services Program	\$ 60,000	\$ 15,000	\$ 75,000	\$ 57,006	\$ -	\$ -	\$ 17,994	76%	C180012	Y
Pace	Competitive	Pace 2040 Comprehensive Plan Update	\$ 200,000	\$ 50,000	\$ 250,000	\$ 250,000	\$ -	\$ -	\$ -	100%	C180019	Y
RTA	Core	2018 Regional Strategic Plan Support	\$ 80,000.00	\$ 20,000.00	\$ 100,000.00	\$ 63,670.77	\$ -	\$ -	\$ 36,329	64%	C180016	Y
CMAP (sub RTA)	Competitive	Local Planning Assistance - Community Planning Program	\$ 278,400	\$ 69,600	\$ 348,000	\$ 196,457	\$ 196,457	\$ -	\$ 151,543	56%	C180017	N
City of Chicago (CDOT)	Competitive	CREATE Program Planning Support - Passenger and Commuter Rail	\$ 200,000	\$ 50,000	\$ 250,000	\$ 232,223	\$ 232,223	\$ -	\$ 17,777	93%	C180015	N
Total			\$ 17,222,826	\$ 4,513,908	\$ 21,736,734	\$ 19,926,855	\$ 428,680	\$ -	\$ 1,809,879	92%		N

Third Quarter FY 2021 (3/31/2021)

FY 2017 UWP Q3 Expenditure Report (3/31/2021)

Organization	Funding Type	Project	Federal	Local Match	Budget	Expended to Date	Previous Expenditure	Expended this Period	Balance	Percent Expended	Contract Number	Complete (Y/N)
CMAP	Core	MPO Activities	\$ 13,940,394	\$ 3,485,099	\$ 17,425,493	\$ 15,237,014	\$ -	\$ -	\$ 2,188,479	87%	N/A	Y
City of Chicago (CDOT)	Core	Transportation Planning and Programming	\$ 660,000	\$ 165,000	\$ 825,000	\$ 797,343	\$ -	\$ -	\$ 27,657	97%	C170014	Y
Council of Mayors	Core	Subregional Transportation Planning, Programming, and Management	\$ 1,384,270	\$ 554,269	\$ 1,938,539	\$ 1,868,018	\$ -	\$ -	\$ 70,521	96%	C170001-C170010	Y
CTA	Core	Program Development	\$ 400,000	\$ 100,000	\$ 500,000	\$ 500,000	\$ -	\$ -	\$ -	100%	C170011	Y
Lake County	Core	Paratransit Market Study	\$ 200,000	\$ 50,000	\$ 250,000	\$ 249,820	\$ -	\$ -	\$ 180	100%	C170018	Y
Metra	Core	Program Development	\$ 320,000	\$ 80,000	\$ 400,000	\$ 395,800	\$ -	\$ -	\$ 4,200	99%	C170013	Y
Pace	Core	TIP Development and Modeling	\$ 60,000	\$ 15,000	\$ 75,000	\$ 61,011	\$ -	\$ -	\$ 13,989	81%	C180012	Y
Pace	Core	Rideshare Services Program	\$ 60,000	\$ 15,000	\$ 75,000	\$ 61,012	\$ -	\$ -	\$ 13,988	81%	C180012	Y
RTA	Core	2018 Regional Strategic Plan Support	\$ 80,000	\$ 20,000	\$ 100,000	\$ 100,000	\$ -	\$ -	\$ -	100%	C180016	Y
CMAP (sub RTA)	Competitive	Local Planning Assistance - Community Planning Program	\$ 400,000	\$ 100,000	\$ 500,000	\$ 445,426	\$ 420,972	\$ 28,772	\$ 54,574	89%	N/A	N
City of Chicago (CDOT)	Competitive	Multimodal Crash Analysis Study	\$ 197,000	\$ 49,250	\$ 246,250	\$ 246,250	\$ -	\$ -	\$ -	100%	C170017	Y
CTA	Competitive	South Halsted Corridor Bus Feasibility and Planning Study	\$ 640,000	\$ 160,000	\$ 800,000	\$ 754,371	\$ 742,930	\$ 11,441	\$ 45,629	94%	C170015	N
Total			\$ 18,341,664	\$ 4,793,618	\$ 23,135,282	\$ 20,716,064	\$ 1,163,902	\$ 40,213	\$ 2,419,218	90%		N