








Chicago Metropolitan Agency for Planning (CMAP)

Unified Work Program (UWP) FY20 – Quarter Two Financial Expenditure Report

Second Quarter FY 2020 (12/31/2019)

FY 2020 UWP Q2 Expenditure Report (12/31/2019)

Organization	Funding Type	Project	Federal	Local Match	Budget	Expended to Date	Previous Expenditure	Expended this Period	Balance	Percent Expended	Contract Number	Complete (Y/N)
CMAP	Core	MPO Activities	\$ 13,802,398	\$ 3,450,650	\$ 17,253,048	\$ 4,512,083	\$ 1,065,606	\$ 3,446,477	\$ 12,740,965	 26%	N/A	N
City of Chicago (CDOT)	Core	Transportation Planning and Programming	\$ 693,000	\$ 173,250	\$ 866,250	\$ 376,101	\$ -	\$ 376,101	\$ 490,149	 43%	C200014	N
Council of Mayors	Core	Subregional Transportation Planning, Programming, and Management	\$ 1,467,326	\$ 366,832	\$ 1,834,158	\$ 146,495	\$ -	\$ 146,495	\$ 1,687,663	 8%	C200001-C200010	N
CTA	Core	Program Development	\$ 420,000	\$ 105,000	\$ 525,000	\$ -	\$ -	\$ -	\$ 525,000	0%	C200011	N
Will County	Core	Countywide Intelligent Transportation System (ITS) Study	\$ 240,000	\$ 60,000	\$ 300,000	\$ -	\$ -	\$ -	\$ 300,000	0%	C200018	N
Metra	Core	Program Development	\$ 336,000	\$ 84,000	\$ 420,000	\$ 159,763	\$ -	\$ 159,763	\$ 260,237	 38%	C200013	N
Pace	Core	Smart Mobility Initiative	\$ 66,000	\$ 16,500	\$ 82,500	\$ 14,904	\$ -	\$ 14,904	\$ 67,596	 18%	C200012	N
Pace	Core	TIP Development and Modeling	\$ 60,000	\$ 15,000	\$ 75,000	\$ 24,770	\$ -	\$ 24,770	\$ 50,230	 33%	C200012	N
CMAP (sub RTA)	Competitive	Local Planning Assistance - Community Planning Program	\$ 433,000	\$ 108,200	\$ 541,200	\$ -	\$ -	\$ -	\$ 541,200	0%	N/A	N
City of Chicago (CDOT)	Competitive	Streeterville Transportation Demand Management Plan	\$ 320,000	\$ 80,000	\$ 400,000	\$ -	\$ -	\$ -	\$ 400,000	0%	C200015	N
CTA	Competitive	Chicago Bus Priority Network Plan	\$ 300,000	\$ 75,000	\$ 375,000	\$ -	\$ -	\$ -	\$ 375,000	0%	C200016	N
Total			\$ 18,137,724	\$ 4,534,432	\$ 22,672,156	\$ 5,234,116	\$ 1,065,606	\$ 4,168,510	\$ 17,438,040	 23%		

Second Quarter FY 2020 (12/31/2019)

FY 2019 UWP Q2 Expenditure Report (12/31/2019)

Organization	Funding Type	Project	Federal	Local Match	Budget	Expended to Date	Previous Expenditure	Expended this Period	Balance	Percent Expended	Contract Number	Complete (Y/N)
CMAP	Core	MPO Activities	\$ 13,449,875	\$ 3,362,462	\$ 16,812,337	\$ 16,470,383	\$ 15,758,383	\$ 712,000	\$ 341,954	98%	N/A	N
City of Chicago (CDOT)	Core	Transportation Planning and Programming	\$ 693,000	\$ 173,250	\$ 866,250	\$ 861,230	\$ 861,230	\$ -	\$ 5,020	99%	C190014	Y
Council of Mayors	Core	Subregional Transportation Planning, Programming, and Management	\$ 1,467,326	\$ 587,525	\$ 2,054,851	\$ 1,909,668	\$ 1,909,668	\$ -	\$ 145,183	93%	C190001-C190010	Y
CTA	Core	Program Development	\$ 420,000	\$ 105,000	\$ 525,000	\$ 525,000	\$ 525,000	\$ -	\$ -	100%	C190011	Y
Cook County	Core	Cook County Transit Study	\$ 250,000	\$ 62,500	\$ 312,500	\$ -	\$ -	\$ -	\$ 312,500	0%	C190018	N
Metra	Core	Program Development	\$ 336,000	\$ 84,000	\$ 420,000	\$ 419,915	\$ 419,915	\$ -	\$ 85	100%	C190013	Y
Pace	Core	TIP Development and Modeling	\$ 60,000	\$ 15,000	\$ 75,000	\$ 47,445	\$ 47,445	\$ -	\$ 27,555	63%	C190012	Y
Pace	Core	Rideshare Services Program	\$ 66,000	\$ 16,500	\$ 82,500	\$ 82,498	\$ 82,498	\$ -	\$ 2	100%	C190012	Y
CMAP (sub RTA)	Competitive	Local Planning Assistance - Community Planning Program	\$ 472,246	\$ 118,062	\$ 590,308	\$ 66,520	\$ 41,301	\$ 25,219	\$ 523,788	11%	N/A	N
City of Chicago (CDOT)	Competitive	Vision Zero South Side	\$ 104,000	\$ 26,000	\$ 130,000	\$ -	\$ -	\$ -	\$ 130,000	0%	C190015	N
CTA	Competitive	Next Phases - Red and Purple Modernization (RPM) Core Capacity Expansion	\$ 326,800	\$ 81,700	\$ 408,500	\$ -	\$ -	\$ -	\$ 408,500	0%	C190019	N
Total			\$ 17,645,247	\$ 4,631,999	\$ 22,277,246	\$ 20,382,659	\$ 19,645,440	\$ 737,219	\$ 1,894,587	91%		N

Second Quarter FY 2020 (12/31/2019)

FY 2018 UWP Q2 Expenditure Report (12/31/2019)

Organization	Funding Type	Project	Federal	Local Match	Budget	Expended to Date	Previous Expenditure	Expended this Period	Balance	Percent Expended	Contract Number	Complete (Y/N)
CMAP	Core	MPO Activities	\$ 13,420,156	\$ 3,355,039	\$ 16,775,195	\$ 15,358,499	\$ -	\$ -	\$ 1,416,696	92%	N/A	Y
City of Chicago (CDOT)	Core	Transportation Planning and Programming	\$ 660,000	\$ 165,000	\$ 825,000	\$ 825,000	\$ -	\$ -	\$ -	100%	C180014	Y
Council of Mayors	Core	Subregional Transportation Planning, Programming, and Management	\$ 1,384,270	\$ 554,269	\$ 1,938,539	\$ 1,787,626	\$ -	\$ -	\$ 150,913	92%	C180001-C180010	Y
CTA	Core	Program Development	\$ 400,000	\$ 100,000	\$ 500,000	\$ 500,000	\$ -	\$ -	\$ -	100%	C180011	Y
McHenry County	Core	Transit Plan Update	\$ 160,000	\$ 40,000	\$ 200,000	\$ 195,618	\$ -	\$ -	\$ 4,382	98%	C180018	Y
Metra	Core	Program Development	\$ 320,000	\$ 80,000	\$ 400,000	\$ 398,261	\$ -	\$ -	\$ 1,739	100%	C180013	Y
Pace	Core	TIP Development and Modeling	\$ 60,000	\$ 15,000	\$ 75,000	\$ 62,494	\$ -	\$ -	\$ 12,506	83%	C180012	Y
Pace	Core	Northeastern Illinois Regional Rideshare Services Program	\$ 60,000	\$ 15,000	\$ 75,000	\$ 57,006	\$ -	\$ -	\$ 17,994	76%	C180012	Y
Pace	Core	Pace 2040 Comprehensive Plan Update	\$ 200,000	\$ 50,000	\$ 250,000	\$ 103,126	\$ 100,126	\$ 3,000	\$ 146,874	41%	C180019	N
RTA	Core	2018 Regional Strategic Plan Support	\$ 80,000.00	\$ 20,000.00	\$ 100,000.00	\$ 63,670.77	\$ -	\$ -	\$ 36,329	64%	C180016	Y
CMAP (sub RTA)	Competitive	Local Planning Assistance - Community Planning Program	\$ 278,400	\$ 69,600	\$ 348,000	\$ 109,616	\$ 109,616	\$ -	\$ 238,384	31%	N/A	N
City of Chicago (CDOT)	Competitive	CREATE Program Planning Support - Passenger and Commuter Rail	\$ 200,000	\$ 50,000	\$ 250,000	\$ 175,064.00	\$ 153,951	\$ 21,113	\$ 74,936	70%	C180015	N
Total			\$ 17,222,826	\$ 4,513,908	\$ 21,736,734	\$ 19,635,981	\$ 363,693	\$ 24,113	\$ 2,100,753	90%		N

Second Quarter FY 2020 (12/31/2019)

FY 2017 UWP Q2 Expenditure Report (12/31/2019)

Organization	Funding Type	Project	Federal	Local Match	Budget	Expended to Date	Previous Expenditure	Expended this Period	Balance	Percent Expended	Contract Number	Complete (Y/N)
CMAP	Core	MPO Activities	\$ 13,940,394	\$ 3,485,099	\$ 17,425,493	\$ 15,237,014	\$ -	\$ -	\$ 2,188,479	87%	N/A	Y
City of Chicago (CDOT)	Core	Transportation Planning and Programming	\$ 660,000	\$ 165,000	\$ 825,000	\$ 797,343	\$ -	\$ -	\$ 27,657	97%	C170014	Y
Council of Mayors	Core	Subregional Transportation Planning, Programming, and Management	\$ 1,384,270	\$ 554,269	\$ 1,938,539	\$ 1,868,018	\$ -	\$ -	\$ 70,521	96%	C170001-C170010	Y
CTA	Core	Program Development	\$ 400,000	\$ 100,000	\$ 500,000	\$ 500,000	\$ -	\$ -	\$ -	100%	C170011	Y
Lake County	Core	Paratransit Market Study	\$ 200,000	\$ 50,000	\$ 250,000	\$ 249,820	\$ -	\$ -	\$ 180	100%	C170018	Y
Metra	Core	Program Development	\$ 320,000	\$ 80,000	\$ 400,000	\$ 395,800	\$ -	\$ -	\$ 4,200	99%	C170013	Y
Pace	Core	TIP Development and Modeling	\$ 60,000	\$ 15,000	\$ 75,000	\$ 61,011	\$ -	\$ -	\$ 13,989	81%	C180012	Y
Pace	Core	Rideshare Services Program	\$ 60,000	\$ 15,000	\$ 75,000	\$ 61,012	\$ -	\$ -	\$ 13,988	81%	C180012	Y
RTA	Core	2018 Regional Strategic Plan Support	\$ 80,000	\$ 20,000	\$ 100,000	\$ 100,000	\$ -	\$ -	\$ -	100%	C180016	Y
CMAP (sub RTA)	Competitive	Local Planning Assistance - Community Planning Program	\$ 400,000	\$ 100,000	\$ 500,000	\$ 314,425	\$ 314,425	\$ -	\$ 185,575	63%	N/A	N
City of Chicago (CDOT)	Competitive	Multimodal Crash Analysis Study	\$ 197,000	\$ 49,250	\$ 246,250	\$ 241,626	\$ 241,626	\$ -	\$ 4,624	98%	C170017	N
CTA	Competitive	South Halsted Corridor Bus Feasibility and Planning Study	\$ 640,000	\$ 160,000	\$ 800,000	\$ 689,784	\$ 686,870	\$ 2,914	\$ 110,216	86%	C170015	N
Total			\$ 18,341,664	\$ 4,793,618	\$ 23,135,282	\$ 20,515,853	\$ 1,242,921	\$ 2,914	\$ 2,619,429	89%		N

Second Quarter FY 2020 (12/31/2019)

FY 2016 UWP Q2 Expenditure Report (12/31/2019)

Organization	Funding Type	Project	Federal	Local Match	Budget	Expended to Date	Previous Expenditure	Expended this Period	Balance	Percent Expended	Contract Number	Complete (Y/N)
CMAP	Core	MPO Activities	\$ 12,317,455	\$ 3,079,364	\$ 15,396,819	\$ 15,396,819	\$ -	\$ -	\$ -	100%	N/A	Y
City of Chicago (CDOT)	Core	Transportation Planning and Programming	\$ 660,000	\$ 165,000	\$ 825,000	\$ 810,447	\$ -	\$ -	\$ 14,553	98%	C160014	Y
Council of Mayors	Core	Subregional Transportation Planning, Programming, and Management	\$ 1,384,270	\$ 554,269	\$ 1,938,539	\$ 1,858,867	\$ -	\$ -	\$ 79,672	96%	C160001-C160010	Y
CTA	Core	Program Development	\$ 400,000	\$ 100,000	\$ 500,000	\$ 500,000	\$ -	\$ -	\$ -	100%	C160011	Y
County of Kane	Core	Long Range Transportation Plan	\$ 240,000	\$ 60,000	\$ 300,000	\$ 249,820	\$ -	\$ -	\$ 50,180	83%	C160018	Y
Metra	Core	Program Development	\$ 320,000	\$ 80,000	\$ 400,000	\$ 339,610	\$ -	\$ -	\$ 60,390	85%	C160013	Y
Pace	Core	TIP Development and Modeling	\$ 60,000	\$ 15,000	\$ 75,000	\$ 75,000	\$ -	\$ -	\$ -	100%	C160012	Y
Pace	Core	Rideshare Services Program	\$ 60,000	\$ 15,000	\$ 75,000	\$ 72,252	\$ -	\$ -	\$ 2,748	96%	C160012	Y
RTA	Core	Regional Transit Strategic Plan Support	\$ 80,000	\$ 20,000	\$ 100,000	\$ 100,000	\$ -	\$ -	\$ -	100%	C160016	Y
CMAP (sub RTA)	Competitive	Local Planning Assistance - Community Planning Program	\$ 480,000	\$ 120,000	\$ 600,000	\$ 599,580	\$ -	\$ -	\$ 420	100%	N/A	Y
City of Chicago (CDOT)	Competitive	South Lakefront and Museum Campus Access Alternatives and Feasibility Assessment	\$ 336,000	\$ 84,000	\$ 420,000	\$ -	\$ -	\$ -	\$ 420,000	0%	C160017	N
CTA	Competitive	Expand Brown Line Core Capacity	\$ 420,000	\$ 105,000	\$ 525,000	\$ 499,136	\$ -	\$ -	\$ 25,864	95%	C160015	Y
Total			\$ 16,757,725	\$ 4,397,633	\$ 21,155,358	\$ 20,501,531	\$ -	\$ -	\$ 653,827	97%		N